


# Triumph Spitfire MkIV (1973) and Spitfire 1500 Parts Catalogue

Part No. FTC 9008A

June 1974





# Triumph Spitfire MkIV (1973) and Spitfire 1500 Parts Catalogue

Part No. RTC 9008

June 1973

BRITISH LEYLAND UK LIMITED  
Parts and Accessories  
Jaguar and Rover Triumph  
Triumph Motors  
Fletchamstead Highway  
Coventry CV4 90B

Telephone: 0203 75511

Telex: 31567

Telegrams: Stanpart Coventry

## ERRATUM

RTC 9008 should read RTC 9008A.

Whilst every effort is made to ensure the accuracy of the particulars contained in this Manual, the Manufacturing Companies will not, in any circumstances, be held liable for any inaccuracies or the consequences thereof.

© Parts and Accessories Jaguar and Rover Triumph 1973

All rights reserved. No part of this publication may be reproduced, stored in a retrieval system or transmitted any form, electronic mechanical, photocopying, recording or other means without prior written permission from Parts and Accessories Jaguar and Rover Triumph.

## INTRODUCTION

This publication is completely pictorial, that is, a pictorial group index, page index and part numbered illustrations with no description. This gives a quicker look-up time and obviates the need for translation. The part number quoted on the illustrations is common to all models covered by the publication, unless otherwise stated against the heading, the part number or in the section at the bottom of the illustration.

The quantity for any part number is always one off unless a higher quantity is shown in brackets against the part number.

Users should make themselves familiar with the various symbols and abbreviations which are used in the presentation of the publication to denote, amongst other things, Right hand Steering, Left hand Steering, assemblies and components of kits.

The official description of the part, where this information is needed, is shown in the numerical index at the end of the publication. The index also gives the page number on which each part appears.

## INTRODUKTION

Denne publikation fremtraeder kun med illustrationer, dvs. et gruppe-indeks, et side-indeks og illustrerede reservedelsnumre uden beskrivelse. Dermed er bogen hurtigere at bruge, og man undgår at skulle oversætte. Det reservedelsnummer, der er anført ved illustrationerne, er fælles for alle de modeller, der omfattes af publikationen, med mindre andet er anført i overskriften, ved reservedelsnummeret eller i afsnittet foruden på illustrationen.

For enhver reservedel er der altid tale om et styk, med mindre et andet kvantum er anført i parentes ud for reservedelsnummeret.

Man bør sætte sig inde i de forskellige symboler og forkortelser, der bruges i denne publikation for f.eks. at angive højrestyring, venstrestyring, aggregater og dele i sæt.

Den officielle beskrivelse af en reservedel er, hvor denne oplysning er påkrævet, anført i det numeriske indeks sidst i publikationen. Dette indeks viser også, på hvilken side den enkelte reservedel findes.

## INLEIDING

Deze uitgave is volledig geïllustreerd en bevat een inhoudsopgave van de onderdelengroepen en bladzijden, evenals een opgave van aparte onderdelen in de vorm van genummerde illustraties zonder nadere toelichting. Op deze wijze wordt het opzoeken vergemakkelijkt en zijn vertalingen overbodig. De onderdelennummers in de illustraties zijn van toepassing op alle modellen die in de uitgave zijn genoemd, tenzij het tegendeel is vermeld bovenaan de bladzijde, bij het onderdeelnummer of onder de betreffende illustratie.

Het aantal onderdelen bedraagt steeds 1 stuks, tenzij een groter aantal tussen haakjes bij het onderdeelnummer is vermeld.

Gebruikers worden verzocht zich vertrouwd te maken met de verschillende symbolen en afkortingen die in deze uitgave zijn vermeld en die o.a. dienen voor het aanduiden van wagens met rechts of links stuur, samengestelde onderdelen, aparte onderdelen of sets.

De officiële beschrijving van de onderdelen is, indien belangrijk, vermeld in de numerieke inhoudsopgave aan het eind van het boek. In de inhoudsopgave zijn tevens de nummers van de bladzijden vermeld waarop de onderdelen zijn afgebeeld.

## INTRODUZIONE

La presente pubblicazione è completamente illustrata, costituita cioè da un indice dei gruppi illustrato, dall'indice delle pagine e dalle illustrazioni dei pezzi senza denominazione o descrizione. Questa soluzione permette una più rapida consultazione ed elimina la necessità della traduzione. Il numero dei particolari indicati nelle illustrazioni sono in comune per tutti i modelli cui la pubblicazione si riferisce, eccetto quando vi sono precise indicazioni in contrario nelle intestazioni, vicino ai numeri di pezzo o nella sezione stessa in fondo all'illustrazione.

La quantità di ogni particolare è sempre di un pezzo, tranne quando maggiori quantitativi sono indicati tra parentesi a fianco del numero di pezzo.

Coloro che dovranno usare la pubblicazione faranno bene a studiare i vari simboli ed abbreviazioni usate nella presentazione, che denotano, tra l'altro, lo sterzo a destra, lo sterzo a sinistra, i complessivi ed i particolari che compongono i corredi completi.

La denominazione ufficiale del pezzo, ove tale informazione sia necessaria, compare nell'indice numerico alla fine della pubblicazione. L'indice mostra anche il numero di pagina per ogni particolare ivi rappresentato.

## INTRODUCAO

A presente publicação é completamente ilustrada, quer dizer, ha indice em forma de grupo ilustrado, indice de páginas e ilustrações com peça nos. sem descrição. Isto proporciona tempo mais rápido para buscar e evita a necessidade de traduzir. O peça no. citado nas ilustrações aplica-se para todos modelos nesta publicação, salvo indicação contraria contra o título, o peça número ou na seção no fundo da ilustração.

A quantidade para qualquer peça no. é sempre de uma peça, salvo indicação contraria, quer dizer, de quantidade superior, indicada entre parênteses contra o peça número.

Os Senhores usuários devem familiar-se com os diversos símbolos e abreviações que empregam-se na apresentação da publicação para indicar, entre outras coisas, volante à direita, volante à esquerda, componentes de conjuntos de instrumentos.

A descrição oficial da peça, onde precisa-se desta informação, está indicada no índice numérico situado no fim da publicação. O índice também proporciona o número de página na qual cada peça acha-se.

## INTRODUCCION

Esta publicación es completamente pictórica, es decir, un índice de grupo pictórico, índice de páginas e ilustraciones numeradas de piezas sin descripción alguna. Con esto se tarda menos en buscar las piezas y se evita la necesidad de traducción. El número de pieza indicado en las ilustraciones es común a todos los modelos incluidos en la publicación, a menos que se diga lo contrario en el encabezamiento, en el número de pieza o en la sección en la parte inferior de la ilustración.

La cantidad de cualquier número de pieza se refiere siempre a una unidad a menos que se muestre mayor cantidad entre paréntesis al lado del número de pieza.

Los usuarios deberán familiarizarse con los diferentes símbolos y abreviaturas empleadas en la publicación para indicar, entre otras cosas, Dirección a la Derecha, Dirección a la Izquierda, conjuntos y componentes de juegos.

La descripción oficial de la pieza, en los casos en que se necesite esta información, aparece en el índice numérico al final de la publicación. También se da en el índice el número de la página en la que aparece cada pieza.

## ESITTELY

Tämä on pelkästään kuvajulkaisu, jossa on kuvitettu ryhmähakemisto, sisällysluettelo ja ilman nimikkeitä laadittu kuvallinen varaosanumeroiden luettelo. Kirjan käyttö nopeutuu, koska kääntäminen ei ole tarpeen. Kuvissa esitetyt varaosanumerot sopivat kaikkiin kirjan esittämiin malleihin ellei otsikossa varaosanumeron yhteydessä tai kuvan alla ole toisin mainittu.

Jokaista osaa tarvitaan yksi kappale, ellei suurempaa määrää ole mainittu sulkumerkeissä varaosanumeron yhteydessä.

Käyttäjien on tutustuttava julkaisussa käytettyihin erilaisiin merkkeihin ja lyhennyksiin huomioidakseen mm. oikean tai vasemmanpuoleisen ohjauksen, osa-asetelmat ja korjaussarjat.

Niistä osista, joiden sanallinen nimike on tarpeen, on kirjan lopussa numeroitu luettelo, jossa on myös mainittu, millä kirjan sivulla k.o. osa on kuvattu.

## INTRODUCTION

Cette publication est entièrement illustrée, c'est-à-dire qu'elle comprend un index des figures, un index des pages et des figures avec les numéros de pièce mais sans aucune désignation. Cela permet une recherche plus rapide et supprime la nécessité de la traduction. Le numéro de pièce indiqué pour chaque figure est commun à tous les modèles couverts par la publication sauf s'il en est autrement spécifié dans l'en-tête, avec le numéro de pièce ou sous la figure.

Pour chaque numéro de pièce la quantité est toujours égale à UN sauf si une quantité plus élevée est inscrite entre parenthèse à côté du numéro de pièce.

Les utilisateurs devront se familiariser avec les symboles et les abréviations employés dans la présentation de cette publication pour indiquer, entre autres, Direction à Droite, Direction à Gauche, Ensembles et Pièces composant un lot.

La désignation officielle de la pièce, lorsqu'elle est nécessaire, figure dans l'index numérique qui se trouve à la fin de la publication. Cet index donne également le numéro de la page dans laquelle chaque pièce est représentée.

## EINFÜHRUNG

Diese Veröffentlichung besteht lediglich aus Abbildungen, d.h. einem bildlichen Gruppenindex, Seitenindex und teilebezeichneten Abbildungen ohne Beschreibung. Dies erleichtert das Nachschlagen und erübrigt Übersetzungen. Die in den Abbildungen aufgeführten Teilenummern sind allen in dieser Broschüre erwähnten Modellen gleich, außer wenn in der Überschrift, neben der Teilenummer oder im Abschnitt unten in der Abbildung anders angegeben.

Bei den Teilenummern handelt es sich jeweils um ein Einzelstück, außer wenn in Klammern neben der Teilenummer eine größere Menge verzeichnet ist.

Machen Sie sich bitte mit den verschiedenen Symbolen und Abkürzungen vertraut, die u.a. Rechtslenker, Linkslenker, Gruppen und Satzbestandteile darstellen.

Sofern notwendig, kann die offizielle Beschreibung eines Teiles im Nummernverzeichnis am Ende dieser Broschüre nachgeschlagen werden. Im Index ist ebenfalls die Seitennummer jedes Teiles aufgeführt.

## INTRODUKTION

Denna publikation är helt illustrerad, d.v.s. den har illustrerat gruppindex, sidoindex och illustrationer försedda med detaljnummer utan beskrivning. Detta gör det lättare att snabbt hitta rätt och gör dessutom översättning överflödig. Det detaljnummer som anges på resp. illustration är lika för alla modeller som täcks av publikationen, såvida inget annat anges i rubriken, vid själva detaljnumret eller i sektionen under illustrationen.

Antalet detaljer för varje detaljnummer är alltid en, såvida inte en högre kvantitet anges inom parentes vid det berörda detaljnumret.

Den som använder katalogen bör göra sig förtrogen med de olika symbolerna och förkortningarna som används och som bl.a. anger högerstyrning, vänsterstyrning, enheter och komponenter i satser.

Den officiella beskrivningen av detaljen, där sådan information erfordras, anges i det nummerindex som finns i slutet av publikationen. I detta index anges också den sida, på vilken detaljen finns upptagen.

## EXTERIOR PAINT AND TRIM CODE PROCEDURE

The following coding system has been devised to cover the basic colours and their varying shades.

### (a) Basic Colours.

There are nine Basic Colours, their numbers are:

- |          |           |           |
|----------|-----------|-----------|
| 1. Black | 4. Yellow | 7. Purple |
| 2. Red   | 5. Green  | 8. Grey   |
| 3. Brown | 6. Blue   | 9. White  |

### (b) Shades of Colour.

To cover Shades of the above Colours, a second figure commencing at '1' is used as a prefix to the above numbers, range of codes is as follows:—

Basic Colour	1st Shade	2nd Shade	3rd Shade	4th Shade	5th Shade
Black	11 Black				
Red	72 Pimento	82 Carmine	92 Magenta		
Brown	23 Sienna	33 New Tan	63 Chestnut		
Yellow	64 Mimosa				
Green	65 Emerald				
Blue	106 Mallard	126 French Blue	96 Sapphire		
Purple	27 Shadow Blue				
Grey					
White	19 White				

### (c) Dual Colours.

Dual colours are shown as two codes divided by a stroke, the first code being the predominant colours, e.g. 26/11 denotes Wedgwood Blue and Black.

### (d) Trim Materials.

Prefix Letters added to the colour code indicate the main trim material

Leathercloth — No prefix letter, Leather — Prefix letter 'H', Cloth — Prefix letter 'C'.

### (e) Recording.

The paint, trim colours and materials used are recorded in the spaces provided on the Commission No. Plate.

COMM. NO			
PAINT	56	TRIM	13
GROSS LADEN WEIGHT		KILOS	
MANUFACTURED BY			
THE TRIUMPH MOTOR CO LTD.			
COVENTRY ENGLAND			

## LAKKEN BUITENWERK EN TRIM KODERING

Het volgende kodeersysteem is opgesteld voor de grondkleuren en hun diverse tinten.

### (a) Grondkleuren

Er zijn negen Grondkleuren, hun cijfers zijn:

- |          |          |           |
|----------|----------|-----------|
| 1. Zwart | 4. Geel  | 7. Violet |
| 2. Rood  | 5. Groen | 8. Grijs  |
| 3. Bruin | 6. Blauw | 9. Wit    |

### (b) Tinten van de kleur.

Om de diverse tinten van de bovenstaande kleuren aan te geven, wordt een tweede cijfer gebruikt beginnende met '1' vóór de bovengenoemde cijfers, de kodering is als volgt:—

Grondkleur	1e tint	2e tint	3e tint	4e tint	5e tint
Zwart	11 Black				
Rood	72 Pimento	82 Carmine	92 Magenta		
Bruin	23 Sienna	33 New Tan	63 Chestnut		
Geel	64 Mimosa				
Groen	65 Emerald				
Blauw	106 Mallard	126 French Blue	96 Sapphire		
Violet	27 Shadow Blue				
Grijs					
Wit	19 White				

### (c) Twee kleuren.

Twee kleuren worden aangegeven als twee codes, gescheiden door een streep, de eerste code is de hoofdkleur, b.v. 26/11 duidt aan Wedgwood blauw en zwart.

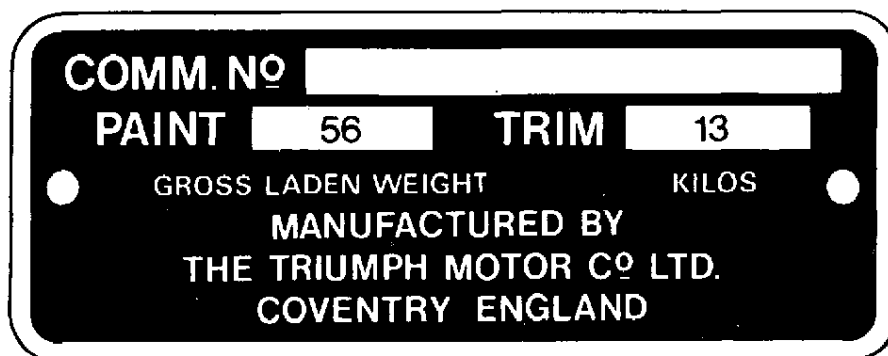
### (d) Trim materialen.

Letters vóór de kleurencode geven het hoofdtrimmateriaal aan.

Leerdoek — Geen vóórletter; Leer — Zet de letter 'H' vóór de code. Weefsel — zet de letter 'C' vóór de code.

### (e) Registratie.

De lak, trimkleuren en gebruikte materialen worden aangegeven op de betreffende plaatsen op de Ordernummerplaat.





## ULKOMAALIN JA VERHOILUN KOODITUS

Seuraava koodijärjestelmä on kehitetty osoittamaan perusvärit ja niiden ävyt.

### (a) Perusvärit.

Tarjolla on yhdeksän perusväriä; niiden numerot ovat:

- |             |              |              |
|-------------|--------------|--------------|
| 1. Musta    | 4. Keltainen | 7. Purppura  |
| 2. Punainen | 5. Vihreä    | 8. Harmaa    |
| 3. Ruskea   | 6. Sininen   | 9. Valkoinen |

### (b) Värisävyt.

Yllämainittujen värien sävyjen luokitteluksi käytetään toista numeroa yhdestä alkaen em. numeroiden edessä ja näin saadaan seuraavat koodit:

Perusväri	1. sävy	2. sävy	3. sävy	4. sävy	5. sävy
Musta	11 Black				
Punainen	72 Pimento	82 Carmine	92 Magenta		
Ruskea	23 Sienna	33 New Tan	63 Chestnut		
Keltainen	64 Mimosa				
Vihreä	65 Emerald				
Sininen	106 Mallard	126 French Blue	96 Sapphire		
Purppura	27 Shadow Blue				
Harmaa					
Valkoinen	19 White				

### (c) Kaksoisvärit.

Kaksoisvärit osoitetaan kahdella koodilla, joita poikkiviiva erottaa. Ensimmäinen koodi on vallitseva väri, esim. 26/11 tarkoittaa Wedgwood sininen ja musta.

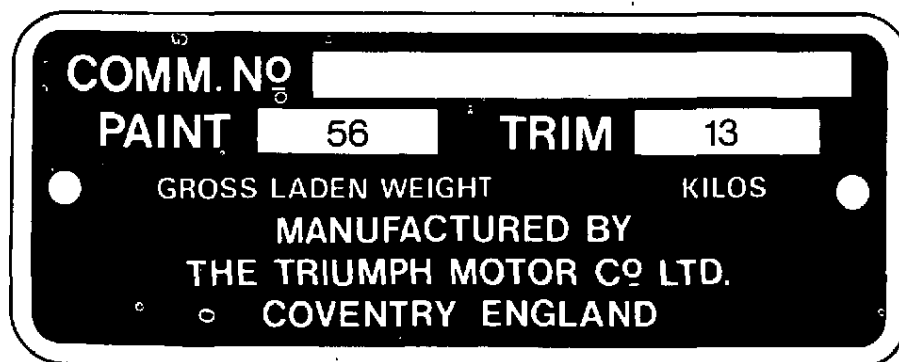
### (d) Verhoiluaineet.

Kirjain värikoodin edessä osoittaa pääverhoiluaineen.

Keinonahka-Ei etukirjainta; nahka- etukirjain "H". Kangas-etukirjain "C".

### (e) Rekisteröinti.

Maali, verhoilun värit ja materiaalit on rekisteröity agentin numerolaattaan varatussa tilassa.



## SYMBOLES UTILISES POUR LES COLORIS EXTERIEURS ET LA GARNITURE INTERIEURE

Les symboles suivants servent pour les coloris fondamentaux et les différentes nuances de ces coloris:

### (a) Coloris fondamentaux.

Neuf coloris fondamentaux sont utilisés, les numéros suivants leur ont été attribués:

- |           |          |           |
|-----------|----------|-----------|
| 1. Noir   | 4. Jaune | 7. Violet |
| 2. Rouge  | 5. Vert  | 8. Gris   |
| 3. Marron | 6. Bleu  | 9. Blanc  |

### (b) Nuances.

Pour obtenir un code englobant toutes les différentes nuances des coloris ci-dessus, un préfixe numéral commençant à '1' leur a été attribué. Le code complet est donné ci-dessous:—

Coloris fondamental	1ère nuance	2ème nuance	3ème nuance	4ème nuance	5ème nuance
Noir	11 Black				
Rouge	72 Pimento	82 Carmine	92 Magenta		
Marron	23 Sienna	33 New Tan	63 Chestnut		
Jaune	64 Mimosa				
Vert	65 Emerald				
Bleu	106 Mallard	126 French Blue	96 Sapphire		
Violet	27 Shadow Blue				
Gris					
Blanc	19 White				

### (c) Fini en deux coloris

Quand le fini est en deux coloris, le symbole est formé de deux nombres séparés par un trait oblique, le premier nombre représentant le coloris prédominant, par exemple 26/11 correspond à Bleu Wedgwood et Noir.

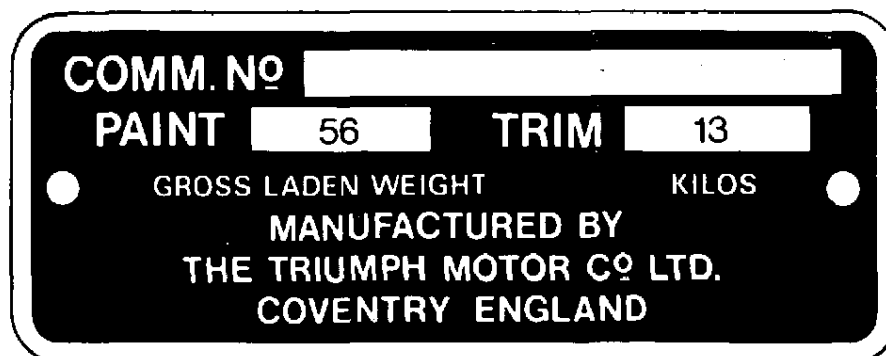
### (d) Matière utilisée pour la garniture intérieure

Un préfixe alphabétique ajouté au symbole du coloris indique la matière principalement utilisée.

Simili-cuir: sans préfixe alphabétique; Cuir: préfixe 'H'; Tissu: préfixe 'C'.

### (e) Inscription

La peinture, les coloris et les produits utilisés sont indiqués aux emplacements prévus sur la plaque de fabrication.



## LACKIERUNG UND AUSSTATTUNG

Für die Grundfarben und die verschiedenen Farbtöne wurde folgendes Codesystem aufgestellt.

### (a) Grundfarben

Die neun Grundfarben haben folgende Nummern:

- |            |         |         |
|------------|---------|---------|
| 1. Schwarz | 4. Gelb | 7. Lila |
| 2. Rot     | 5. Grün | 8. Grau |
| 3. Braun   | 6. Blau | 9. Weiß |

### (b) Farbtöne

Für die verschiedenen Farbtöne der obigen Farben wird eine zweite Zahl, beginnend mit 1, an den Grundfarbencode angehängt. Es sind folgende Farbtöne vorhanden:

Grundfarbe	1. Farbton	2. Farbton	3. Farbton	4. Farbton	5. Farbton
Schwarz	11 Black				
Rot	72 Pimento	82 Carmine	92 Magenta		
Braun	23 Sienna	33 New Tan	63 Chestnut		
Gelb	64 Mimosa				
Grün	65 Emerald				
Blau	106 Mallard	126 French Blue	96 Sapphire		
Lila	27 Shadow Blue				
Grau					
Weiß	19 White				

### (c) Zwei Farben

Wenn zwei Farben verwendet werden, wird dies durch zwei durch einen Schrägstrich getrennte Codes angedeutet, wobei die vorherrschende Farbe zuerst aufgeführt wird. So bedeutet z.B. 26/11 Wedgwood-Blau und Schwarz.

### (d) Material für die Innenausstattung

Aus dem Buchstaben vor dem Farbkode geht hervor, was für ein Material in der Hauptsache für die Innenausstattung verwendet wird.

Kunstleder – kein Buchstabe, Leder – Buchstabe H, Stoff – Buchstabe C.

### (e) Eintragung

Die für die Lackierung und Ausstattung verwendeten Farben und Materialien werden in die dafür vorgesehenen Kästchen auf der Inbetriebnahmeschild eingetragen.

COMM. No			
PAINT	56	TRIM	13
GROSS LADEN WEIGHT		KILOS	
MANUFACTURED BY			
THE TRIUMPH MOTOR CO LTD.			
COVENTRY ENGLAND			

**SISTEMA DI CODIFICAZIONE PER LA VERNICE ESTERNA E L'ARREDAMENTO INTERNO DELLA CARROZZERIA**

Il seguente sistema di codificazione è stato scelto per indicare sia i colori fondamentali che le loro varie gradazioni.

**(a) Colori fondamentali**

Ci sono nove colori fondamentali; i loro numeri sono :

- |            |           |             |
|------------|-----------|-------------|
| 1. Nero    | 4. Giallo | 7. Purpureo |
| 2. Rosso   | 5. Verde  | 8. Grigio   |
| 3. Marrone | 6. Blu    | 9. Bianco   |

**(b) Gradazioni di colore**

Per coprire gradazioni dei colori di cui sopra, una seconda cifra che comincia con '1' è usata come prefisso ai numeri di cui sopra; il campo dei codici è come segue:

Colore Fondamentale	1ª Gradazione	2ª Gradazione	3ª Gradazione	4ª Gradazione	5ª Gradazione
Nero	11 Black				
Rosso	72 Pimento	82 Carmine	92 Magenta		
Marrone	23 Sienna	33 New Tan	63 Chestnut		
Giallo	64 Mimosa				
Verde	65 Emerald				
Blu	106 Mallard	126 French Blue	96 Sapphire		
Purpureo	27 Shadow Blue				
Grigio					
Bianco	19 White				

**(c) Per due colori.**

I due colori sono indicati da due codici separati da una linea di frazione, dove il primo codice si riferisce al colore predominante, per esempio 26/11 denota Blu Wedgwood e Nero.

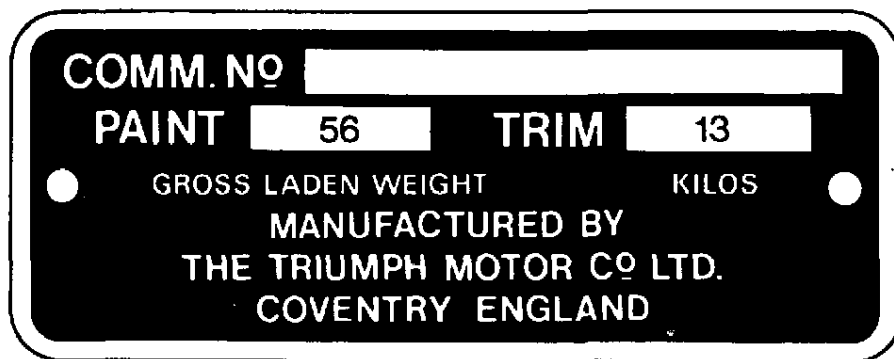
**(d) Materiali per l'arredamento interno.**

Lettere di prefisso sono aggiunte al codice del colore per indicare il materiale principale dell'arredamento interno.

Stoffa imitazione pelle – nessuna lettera di prefisso, Pelle – lettera di prefisso 'H', Stoffa – lettera di prefisso 'C'.

**(e) Specificazione**

La vernice ed i colori e materiali dell'arredamento interno sono specificati nello spazio provvisto sulla targa di provvigione.



## CODIGO DA COR PINTURA EXTERNA E DOS ESTOFOS

O sistema de código que se segue foi preparado para cobrir a gama das cores básicas e das suas diferentes tonalidades.

### (a) Cores básicas.

Há nove cores básicas, cujos números são:

- |             |            |             |
|-------------|------------|-------------|
| 1. Preto    | 4. Amarelo | 7. Rôxo     |
| 2. Vermelho | 5. Verde   | 8. Cinzento |
| 3. Castanho | 6. Azul    | 9. Branco   |

### (b) Tonalidades da cor.

Para cobrir as tonalidades das cores acima mencionadas usa-se como prefixo aos números acima indicados um segundo algarismo começado em "1". A série de código é a seguinte:—

Cor básica	1ª Tonalidade	2ª Tonalidade	3ª Tonalidade	4ª Tonalidade	5ª Tonalidade
Preto	11 Black				
Vermelho	72 Pimento	82 Carmine	92 Magenta		
Castanho	23 Sienna	33 New Tan	63 Chestnut		
Amarelo	64 Mimosa				
Verde	65 Emerald				
Azul	106 Mallard	126 French Blue	96 Sapphire		
Rôxo	27 Shadow Blue				
Cinzento					
Branco	19 White				

### (c) Cores duplas.

As cores duplas são indicadas como dois códigos divididos por uma barra, sendo o primeiro código o das cores predominantes, isto é, 26/11 mostra azul Wedgwood e preto.

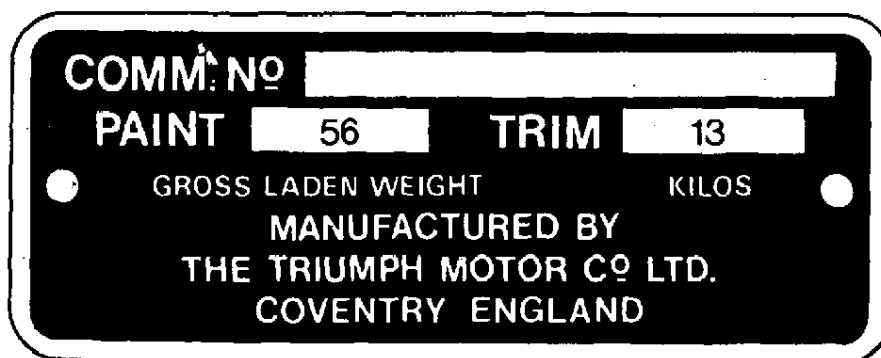
### (d) Materiais para estofos.

Um prefixo de letras junto ao código da cor indica o principal material dos estofos.

Pergamoide — nenhum prefixo de letras, Couro — prefixo a letra "H", Tecido — prefixo a letra "C".

### (e) Registo

As cores da pintura e dos estofos e os materiais usados são registados nos espaços existentes na chapa de instruções.



## METODO PARA EL CODIGO DE PINTURA EXTERIOR Y DECORACION INTERIOR

El sistema de codificación que se da a continuación abarca los colores básicos y sus tonalidades diversas.

### (a) Colores Básicos.

Existen nueve Colores Básicos, cuyos números son los siguientes:

- |           |             |           |
|-----------|-------------|-----------|
| 1. Negro  | 4. Amarillo | 7. Morado |
| 2. Rojo   | 5. Verde    | 8. Gris   |
| 3. Marrón | 6. Azul     | 9. Blanco |

### (b) Tonalidades de Colores.

Para referirse a las Tonalidades de los Colores arriba mencionados, se usa un segundo número, comenzando en '1' como prefijo para los números que se dan más arriba. La gama de códigos es la siguiente:

Color Básico	1º Matiz	2º Matiz	3º Matiz	4º Matiz	5º Matiz
Negro	11 Black				
Rojo	72 Pimento	82 Carmine	92 Magenta		
Marrón	23 Sienna	33 New Tan	63 Chestnut		
Amarillo	64 Mimosa				
Verde	65 Emerald				
Azul	106 Mallard	126 French Blue	96 Sapphire		
Morado	27 Shadow Blue				
Gris					
Blanco	19 White				

### (c) Colores Dobles.

Los colores dobles llevan dos códigos divididos por una raya, correspondiendo el primer código al color predominante, por ejemplo: 26/11 es Azul Pálido y Negro.

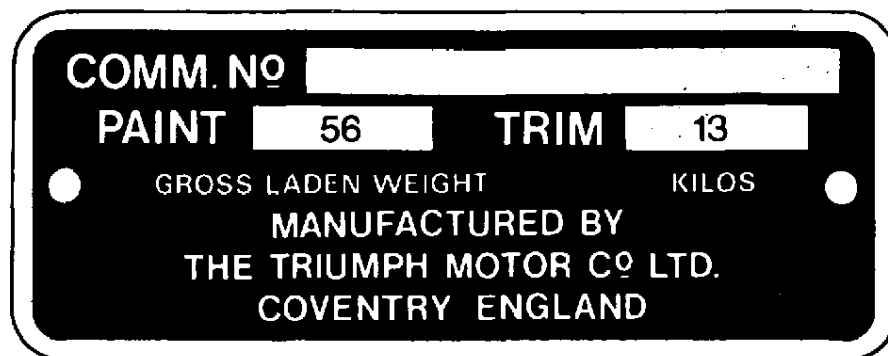
### (d) Tejidos del Tapizado.

Unas letras de prefijo anadidas al código de color indican el tejido principal del tapizado.

Tel Cuero – Sin letra de prefijo, Cuero – Prefijo 'H', Pano – Prefijo 'C'.

### (e) Registro.

La pintura y los colores y tejidos usados en el tapizado se registran en los espacios provistos en la Placa de Encargo.



## KODIFICERING AV UTVANDIG LACKERING OCH INVANDIG KLADSEL

Nedanstaende kodificering anvandes till tackning av grundfargerna och deras fargnyanser.

### (a) Grundfarger.

- |          |         |           |
|----------|---------|-----------|
| 1. Svart | 4. Gul  | 7. Purpur |
| 2. Röd   | 5. Grön | 8. Gra    |
| 3. Brun  | 6. Bla  | 9. Vit    |

### (b) Nyanser

Till tackning av ovanstaende färger, användes ytterligare en siffra som ett prefix till ovanstaende nummer. Siffran börjar vid "1" och kodklassificeringen är enligt följande:

Grundfärger	Nyans 1	Nyans 2	Nyans 3	Nyans 4	Nyans 5
Svart	11 Black				
Röd	72 Pimento	82 Carmine	92 Magenta		
Brun	23 Sienna	33 New Tan	63 Chestnut		
Gul	64 Mimosa				
Grön	65 Emerald				
Bla	106 Mallard	126 French Blue	96 Sapphire		
Purpur	27 Shadow Blue				
Gra					
Vit	19 White				

### (c) Tvafärgade.

Vid två färger visas två koder, atskilda med ett streck, med den förstnämnda koden representerande de övervägande färgerna t.ex. 26/11 anger Wedgwoodbla och svart.

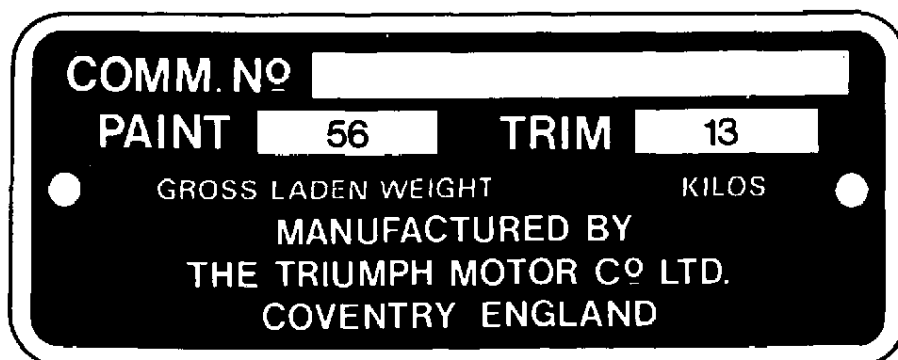
### (d) Klädselmaterial.

Prefixbokstäver vid färgkoden indikerar övervägande klädselmaterial.

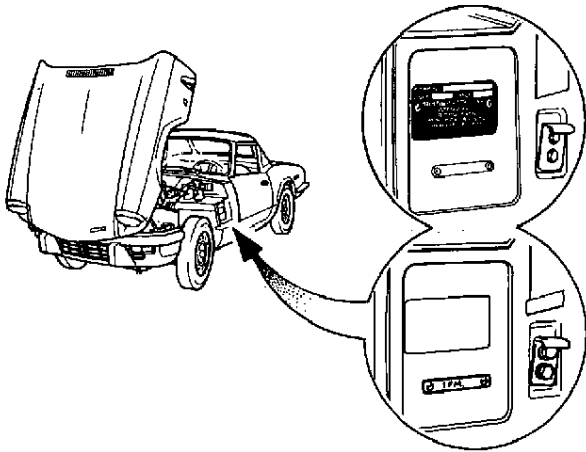
Lädermaterial – Ingen prefixbokstav, Läder – Prefixbokstav "H", Material – Prefixbokstav "C".

### (e) Registrering.

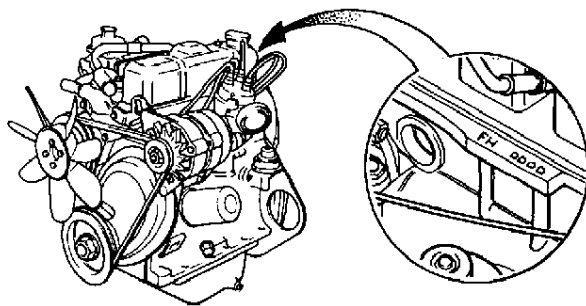
Färgen, inre klädselns färger och material, som använts, är registrerade i angivna rubriker på beställningsnummerplaten.



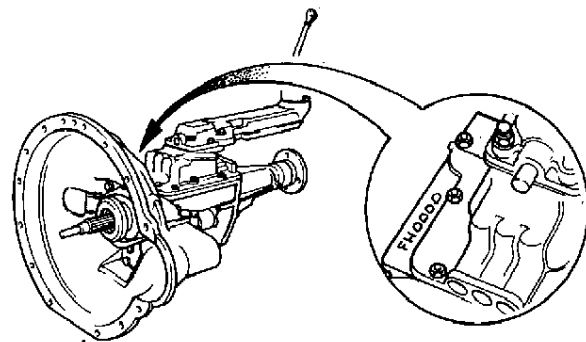
**VEHICLE AND UNIT SERIAL COMMENCING NUMBERS. VOGNS OG AGGREGATS SERIENUMMER BEGYNDENDE MED NUMMER AANVANGS-SERIENUMMERS VAN CHASSIS EN ONDERDELEN AUTON JA LAITTEEN ENSIMMAISET SARJANUMEROT SERIE VEHICULE ET ORGANE NUMEROS DE DEBUT SERIENANFANGSNUMMERN DER FAHRZEUGE UND EINHEITEN. NUMERI D'INIZIO SERIE VETTURE E GRUPPI NUMEROS PRINCIPIANTES DE VEICULOS E DE UNIDADES NUMEROS INICIALES DE SERIE DE VEHICULO Y DE UNIDAD BORJAN AV VAGNENS OCH ENHETENS SERIENUMMER**



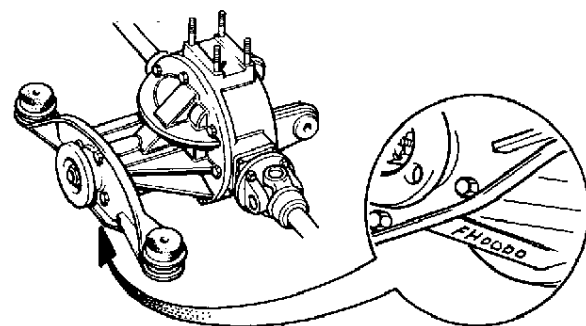
	<u>1973</u>	<u>1974</u>
RHS.	FH 50,001	FH 60,001
LHS.	FH 50,001L	FH 60,001L
RHS. o'drive	FH 50,001O	FH 60,001O
LHS. o'drive	FH 50,001LO	FH 60,001LO
LHS. USA.	FM 1 U	FM 10,001U
LHS. o'drive USA.	FM 1 UO	FM 10,001UO
All markets except USA.	50,001 FH	60,001 FH
USA. markets	1 FM	10,000 FM



All markets except USA.	FH 50,001 H (or L) E	FH (from 1973)
USA. markets	FM 1 UE	FM (from 1973)



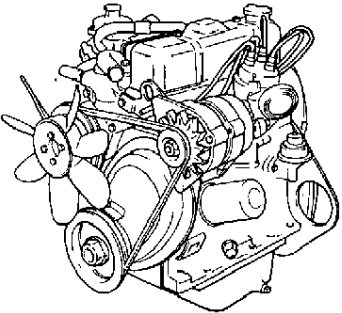
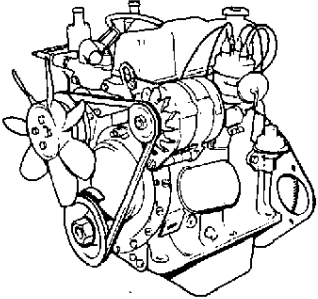
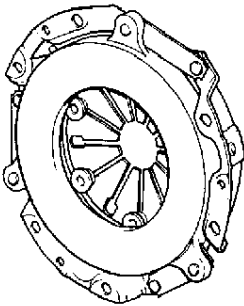
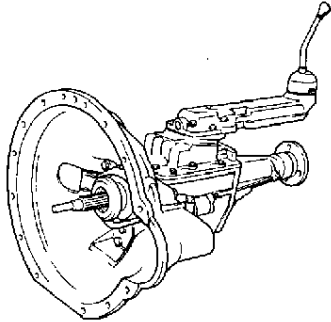
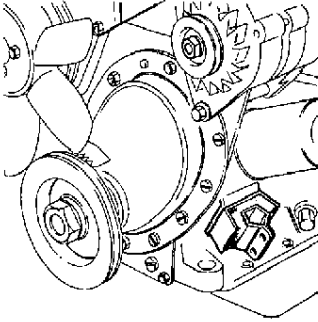
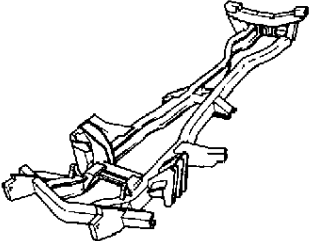
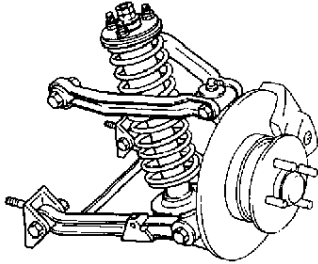
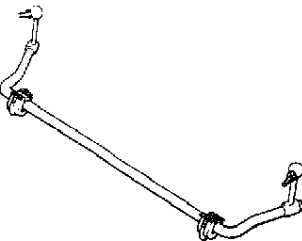
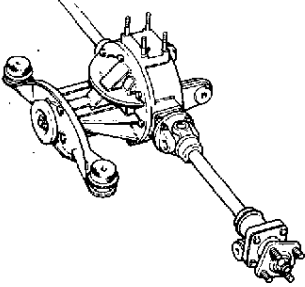
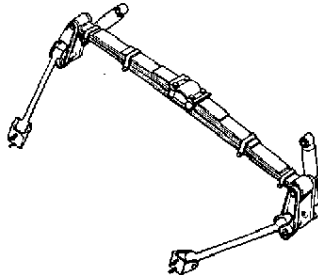
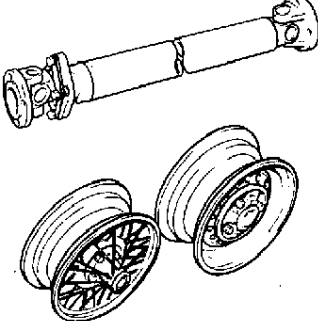
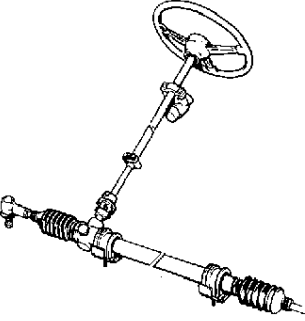
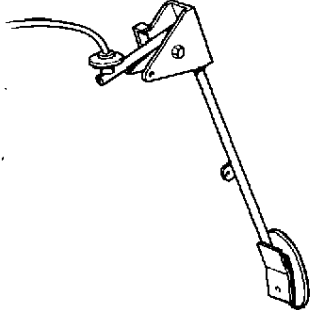
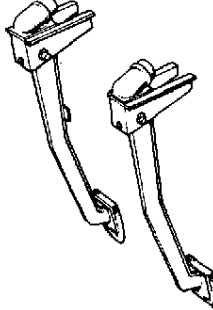
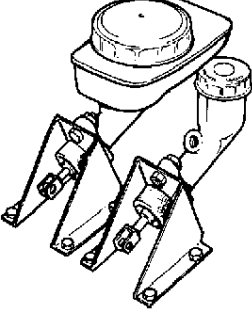
All markets except USA.	FH 1	FH (from 1973)
-------------------------	------	----------------



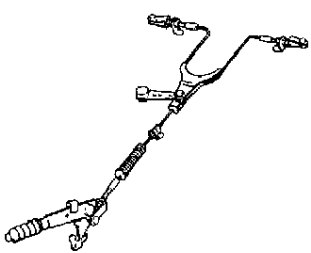

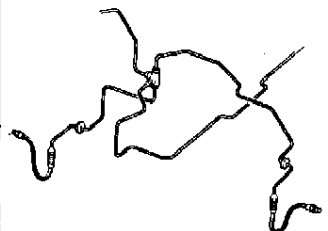
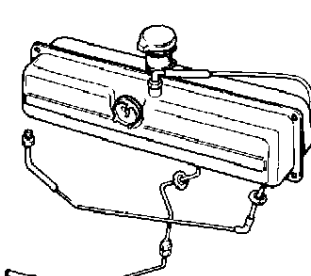
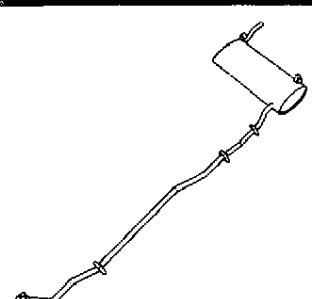
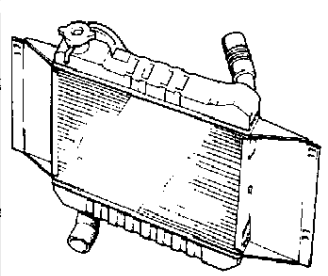
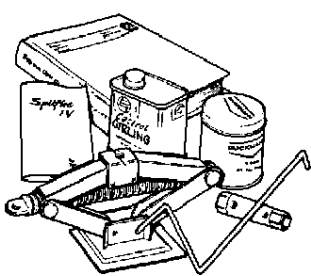
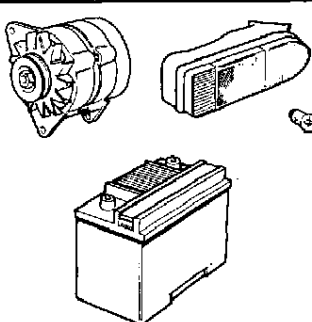
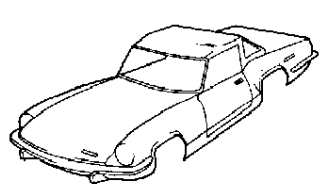
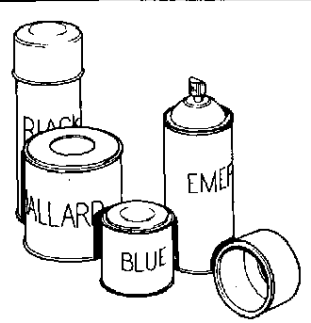
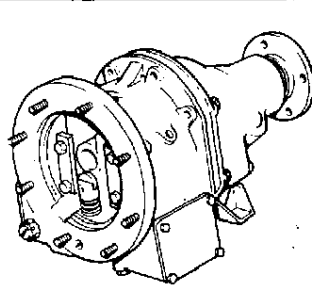
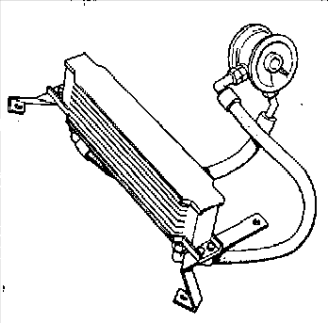
All markets	FH 50,001	FH (from 1973)
-------------	-----------	----------------

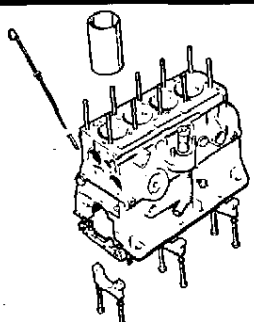
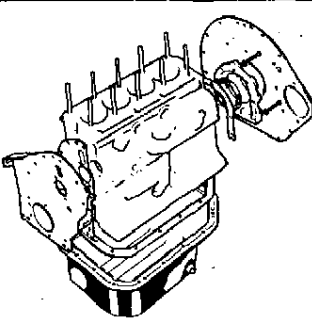
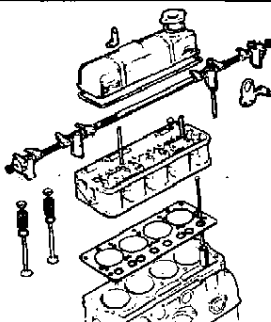

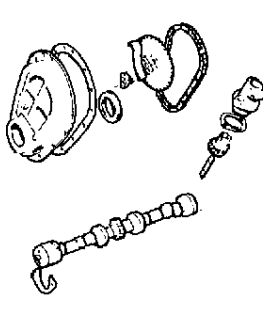
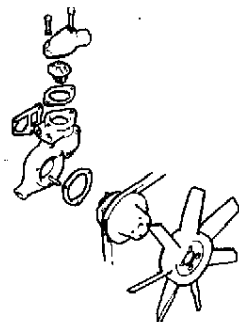
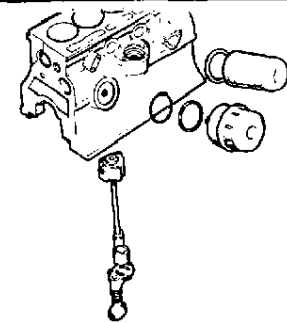
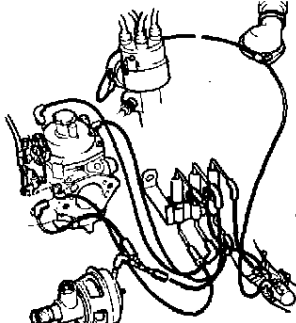
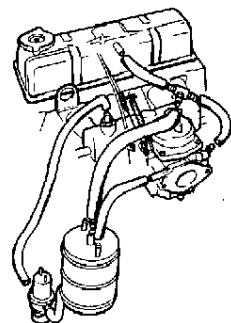
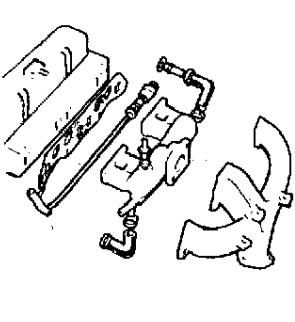
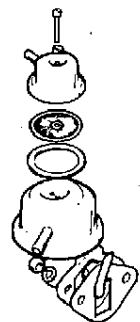
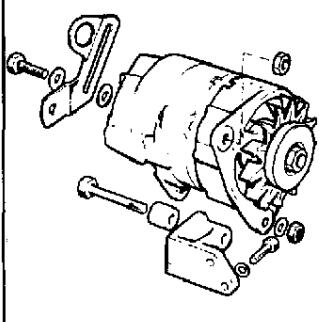
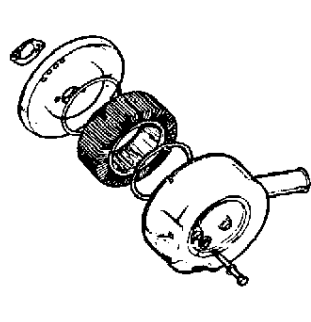
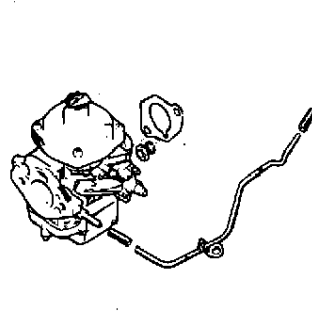



GROUP INDEX. INDEKS. GRUPPER. INHOUD-HOOFDSTUKKEN. RYHMAHAKEMISTO. TABLE DES SECTIONS.  
 GRUPPENVERZEICHNIS. INDICE DEI GRUPPI. NUMERACAO DE GRUPO. INDICE DEL GRUPO. GRUPINDEX.

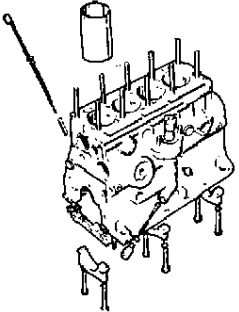
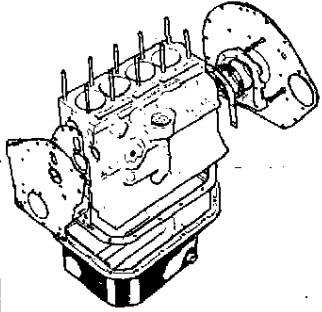
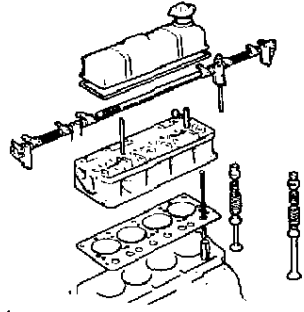
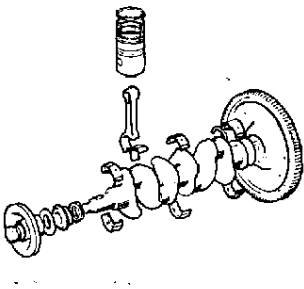
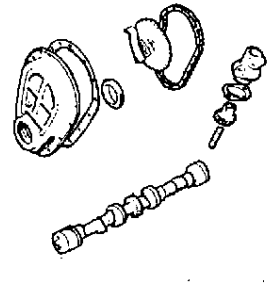

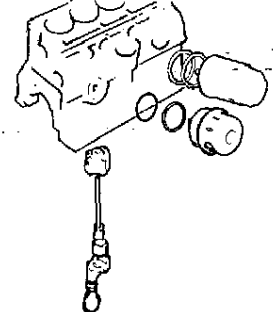
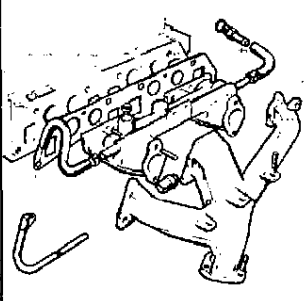
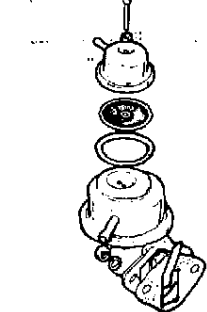
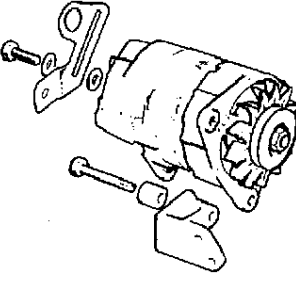
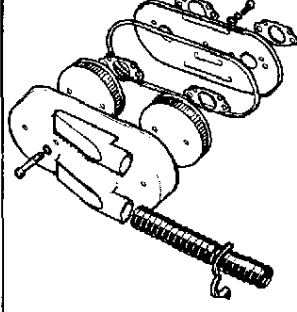
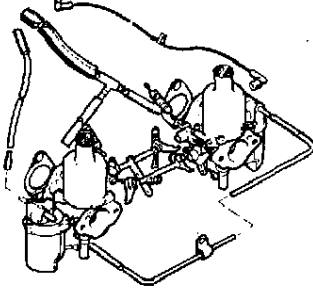
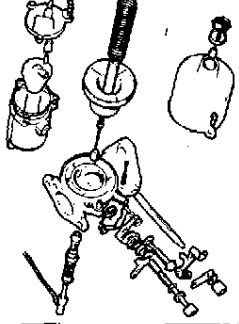
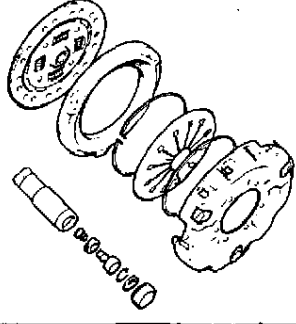

 <p>09-04 to 09-19</p>	 <p>09-20 to 09-32</p>	 <p>09-34 to 09-35</p>
 <p>09-37 to 09-42</p>	 <p>09-44</p>	 <p>09-45</p>
 <p>09-47 to 09-48</p>	 <p>09-49</p>	 <p>09-51 to 09-53</p>
 <p>09-55</p>	 <p>09-57</p>	 <p>09-58 to 09-59</p>
 <p>09-60 to 09-61</p>	 <p>09-63 to 09-64</p>	 <p>09-65 to 09-67</p>

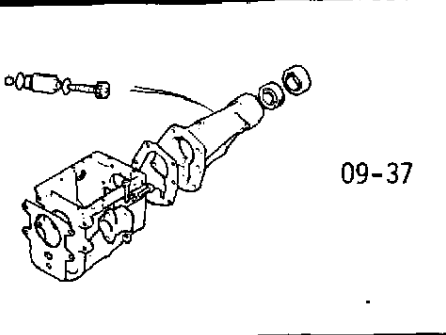
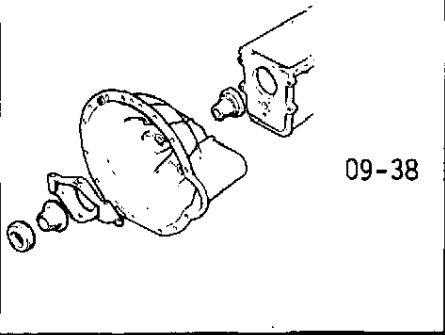
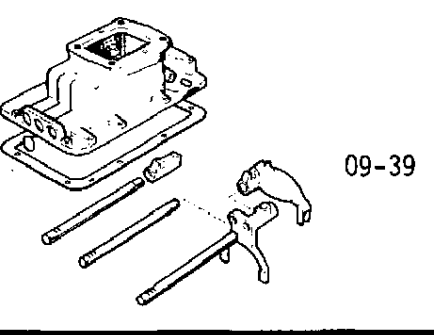
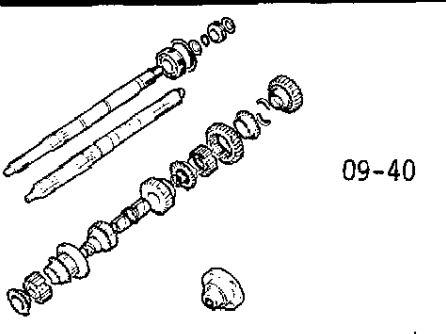
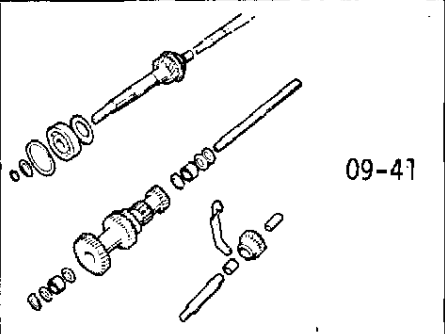
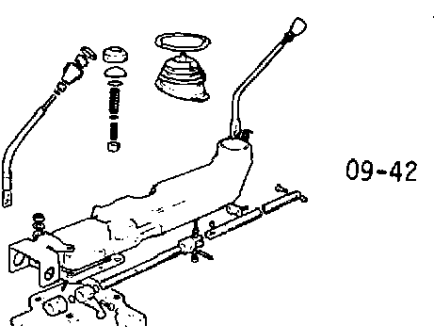
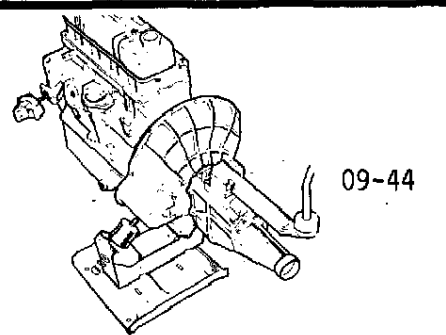
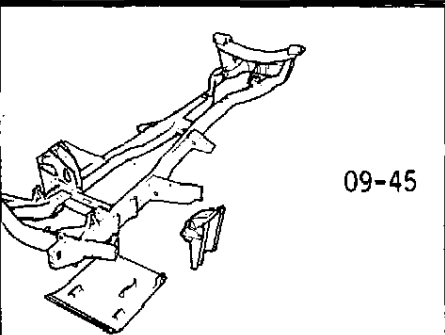
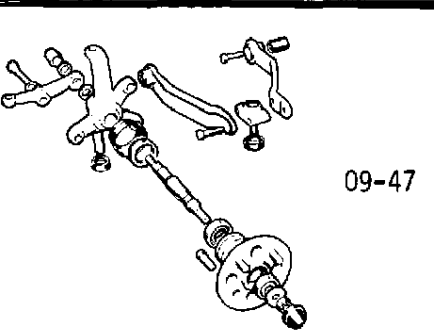
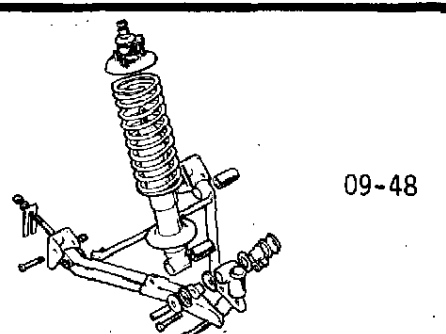
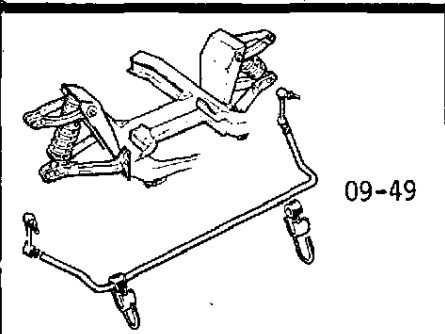
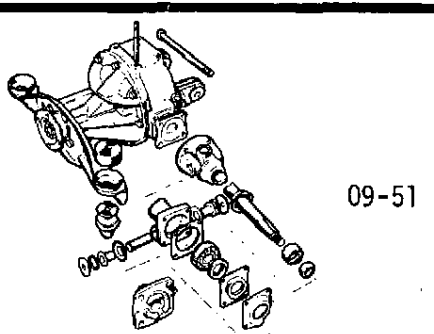
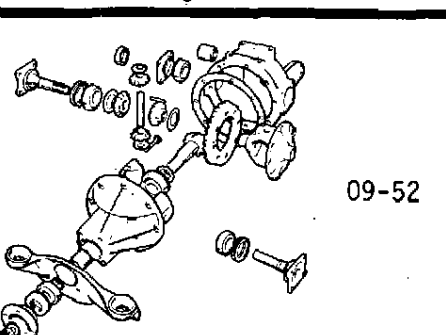
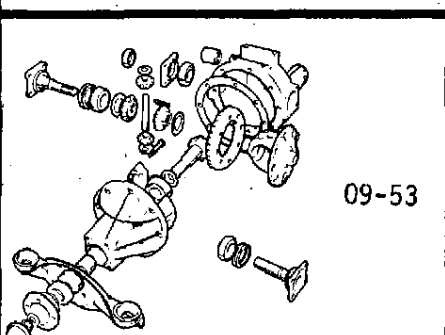
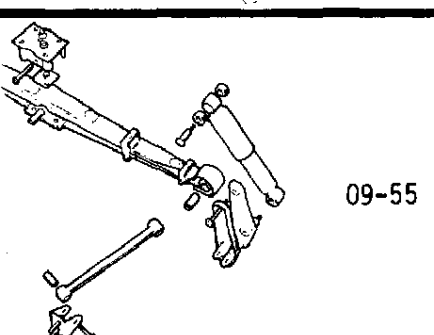
GROUP INDEX. INDEKS. GRUPPER. INHOUD-HOOFDSTUKKEN. RYHMAHAKEMISTO. TABLE DES SECTIONS.  
 GRUPPENVERZEICHNIS. INDICE DEI GRUPPI. . NUMERACAO DE GRUPO. INDICE DEL GRUPO. GRUPPINDEX.

 <p>09-68</p>	 <p>09-70</p>	 <p>09-71 to 09-74</p>
 <p>09-76 to 09-78</p>	 <p>09-80 09-81</p>	 <p>09-82</p>
 <p>09-83 to 09-84</p>	 <p>10-04 to 10-21</p>	 <p>10-23 to 10-70</p>
 <p>10-72 to 10-73</p>	 <p>10-74 to 10-83</p>	 <p>10-84</p>

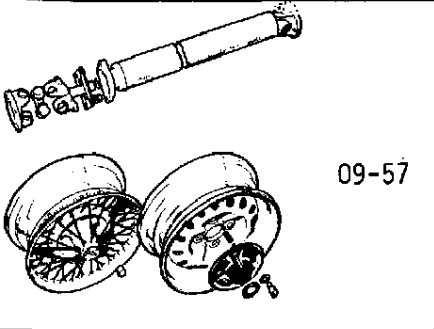
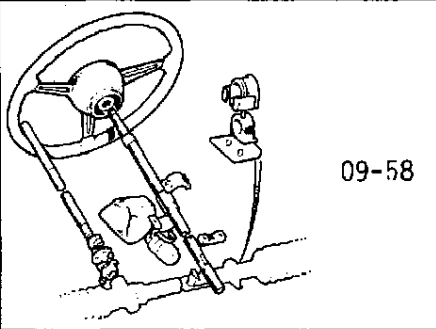
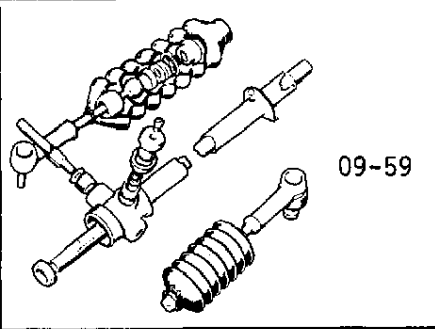
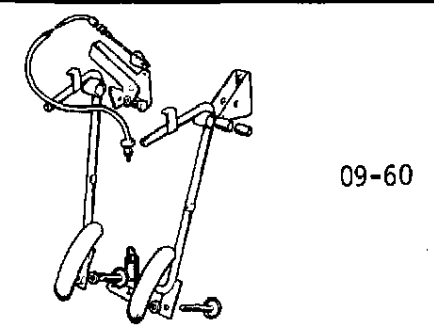
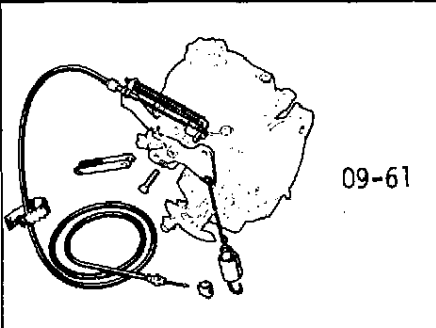
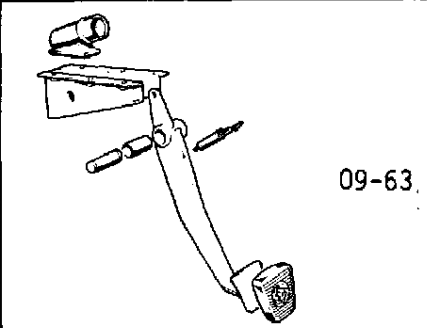
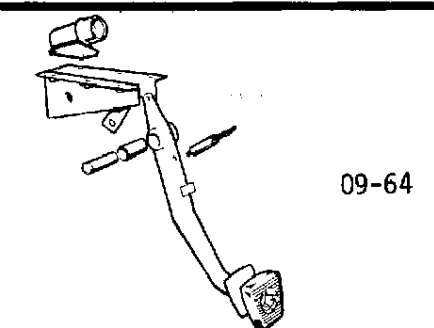
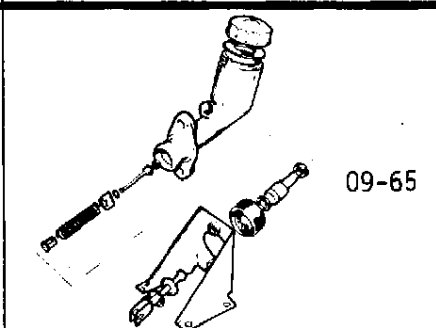
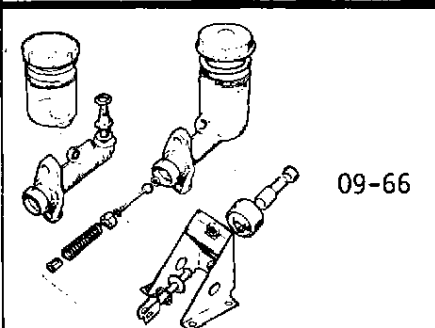
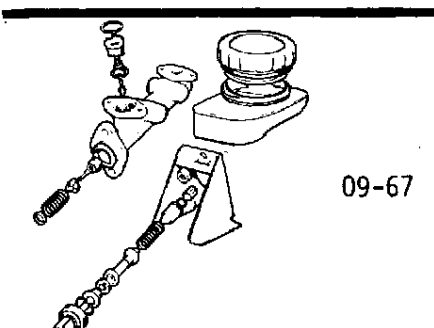
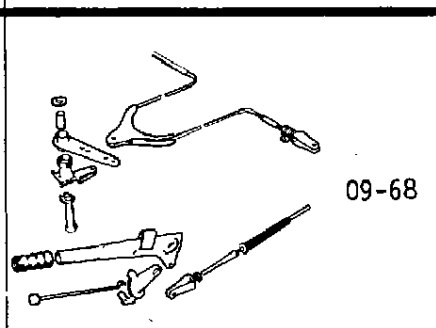
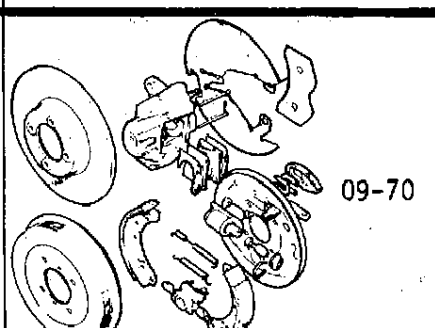
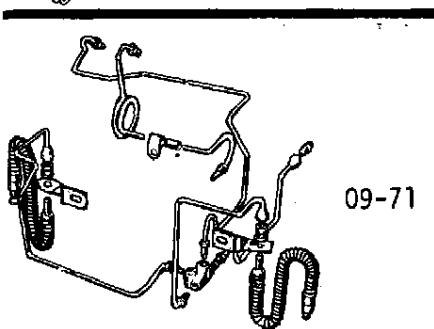
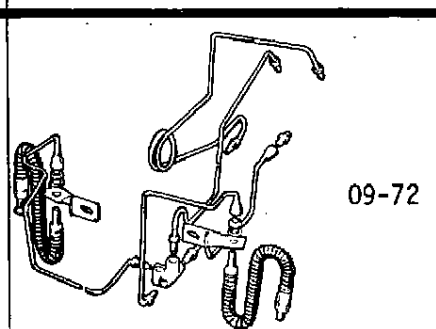
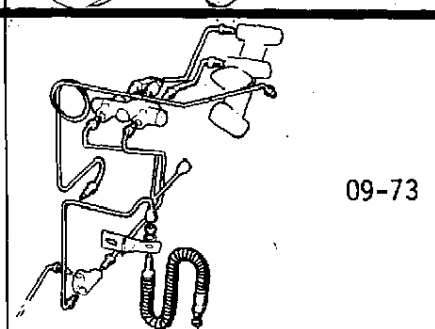
	09-04		09-05		09-06
	09-07		09-08		09-09
	09-10		09-11 to 09-12		09-13
	09-14		09-15		09-16
	09-17		09-18		09-19

PAGE INDEX. INDEKS SIDER. INHOUD-BLADZIJDEN. SIVUHAKEMISTO. INDEX. SEITENVERZEICHNIS.  
 INDICE DELLE PAGINE. NUMERACAO DE PAGINA. INDICE DE LA PAGINA SIDOINDEX.

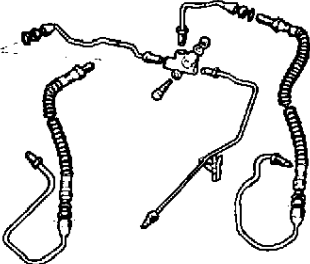
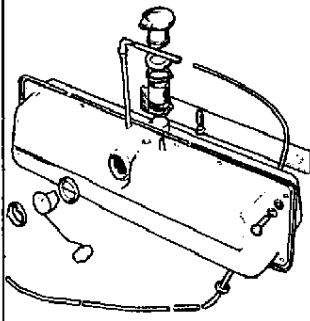
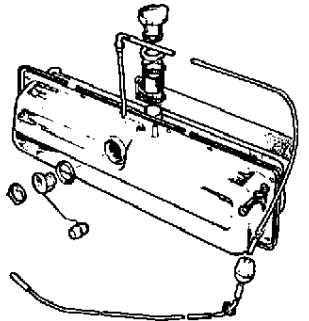
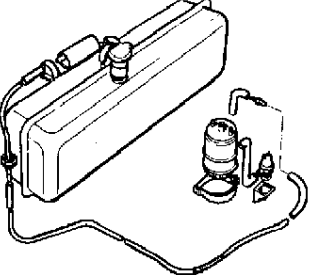
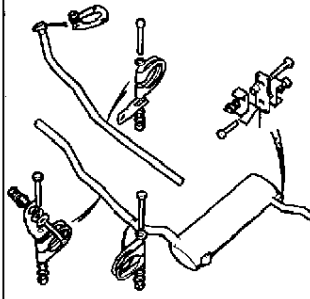
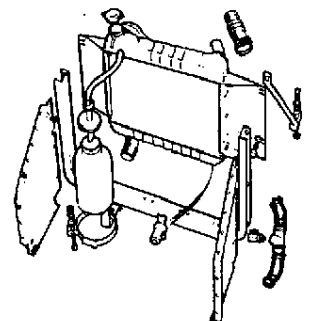
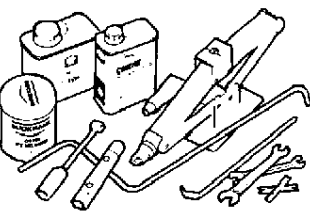

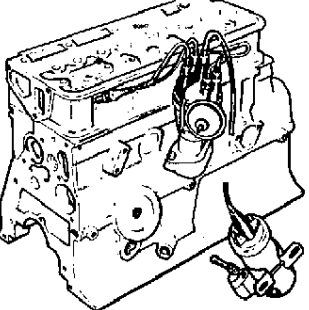

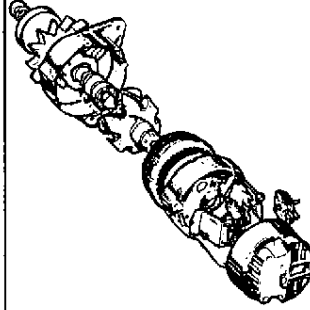
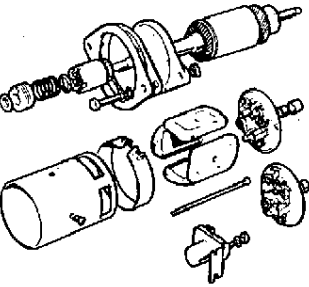
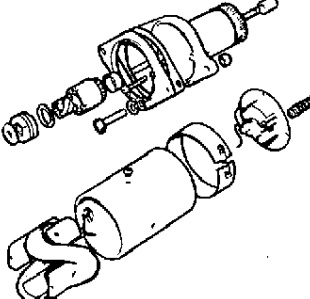
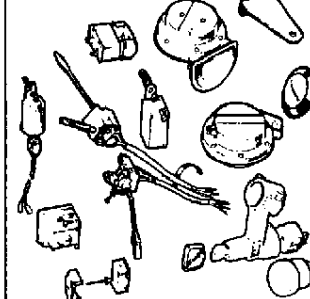
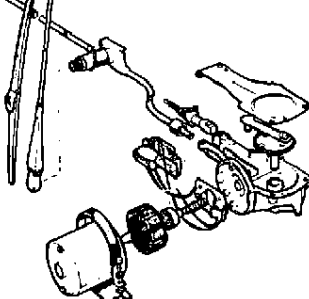
	09-20		09-21		09-22
	09-23		09-24		09-25
	09-26		09-27		09-28
	09-29		09-30		09-31
	09-32		09-34		09-35

 <p>09-37</p>	 <p>09-38</p>	 <p>09-39</p>
 <p>09-40</p>	 <p>09-41</p>	 <p>09-42</p>
 <p>09-44</p>	 <p>09-45</p>	 <p>09-47</p>
 <p>09-48</p>	 <p>09-49</p>	 <p>09-51</p>
 <p>09-52</p>	 <p>09-53</p>	 <p>09-55</p>

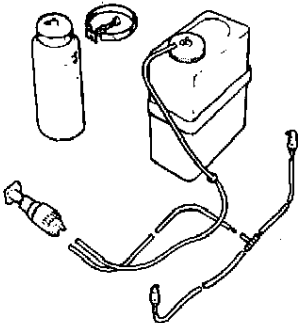
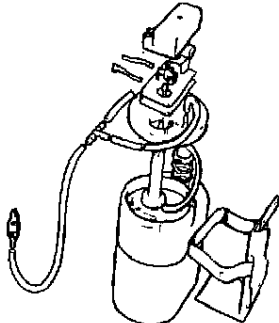
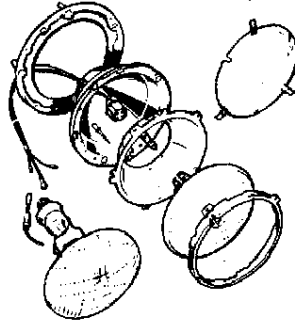
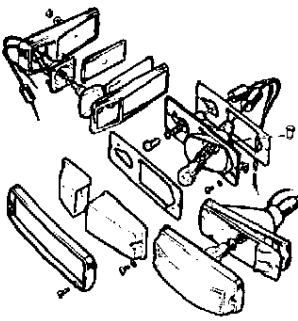
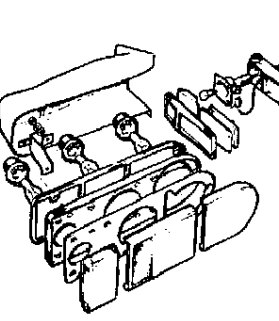
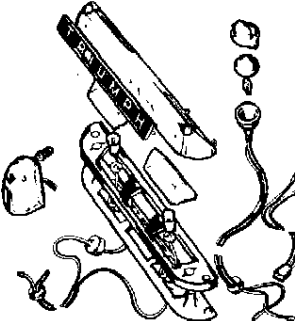
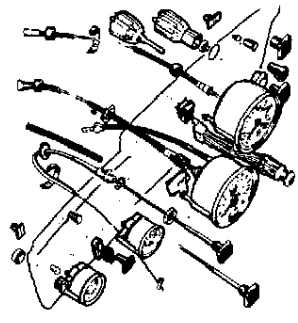
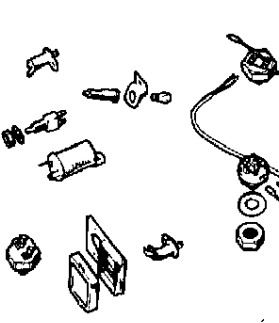
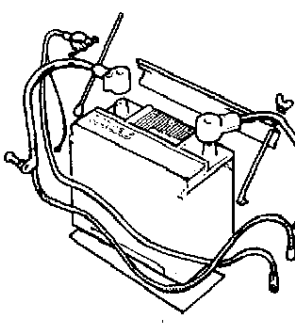

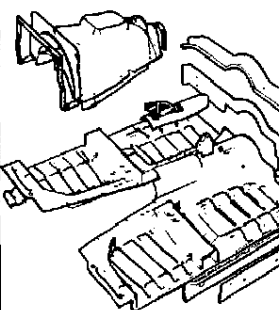
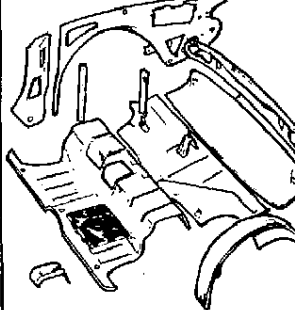
PAGE INDEX. INDEKS SIDER. INHOUD-BLADZIJDEN. SIVUHAKEMISTO. INDEX. SEITENVERZEICHNIS.  
INDICE DELLE PAGINE. NUMERACAO DE PAGINA. INDICE DE LA PAGINA SIDOINDEX.

 <p>09-57</p>	 <p>09-58</p>	 <p>09-59</p>
 <p>09-60</p>	 <p>09-61</p>	 <p>09-63</p>
 <p>09-64</p>	 <p>09-65</p>	 <p>09-66</p>
 <p>09-67</p>	 <p>09-68</p>	 <p>09-70</p>
 <p>09-71</p>	 <p>09-72</p>	 <p>09-73</p>

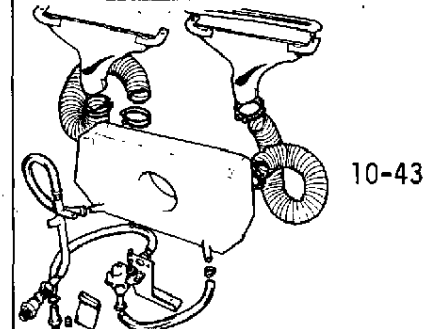
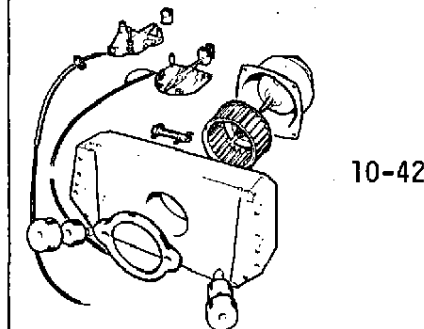
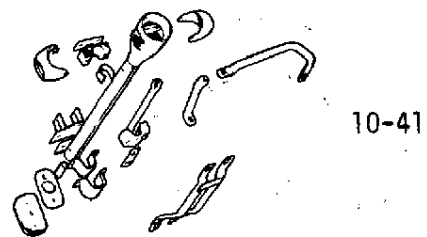
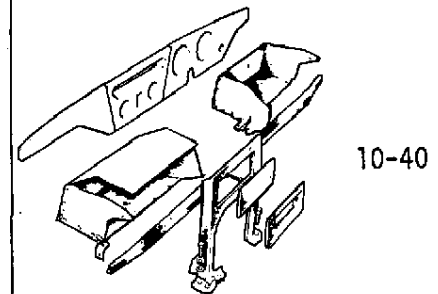
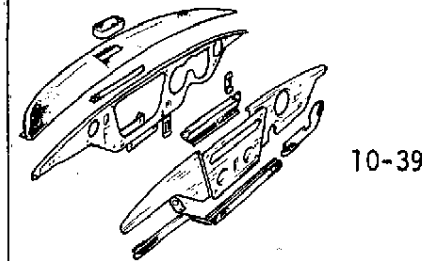
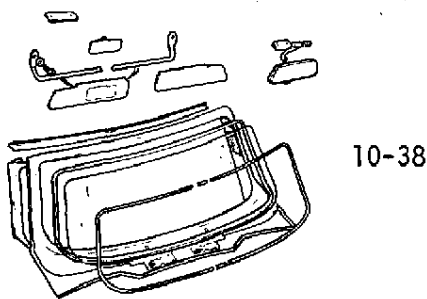
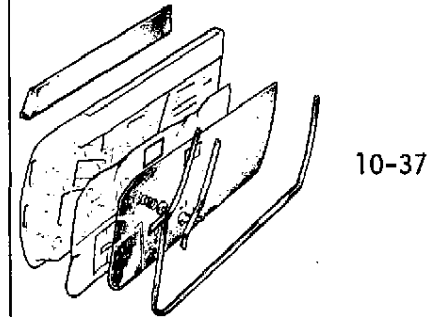
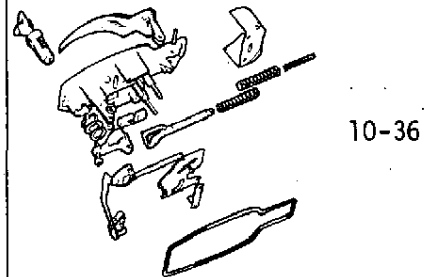
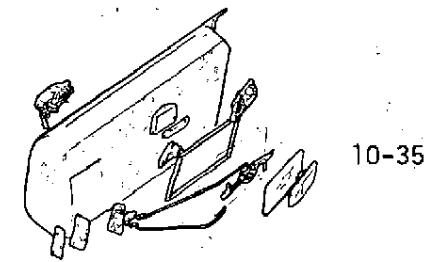
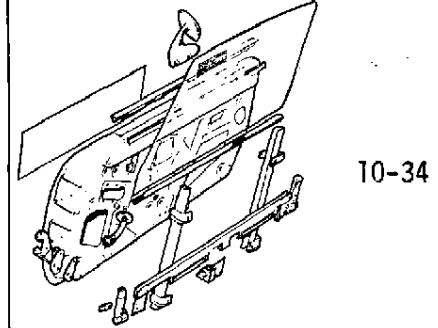

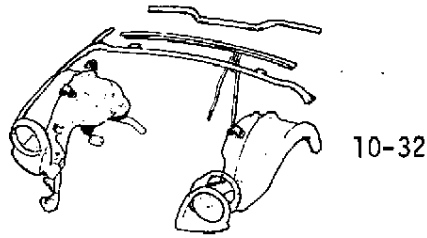
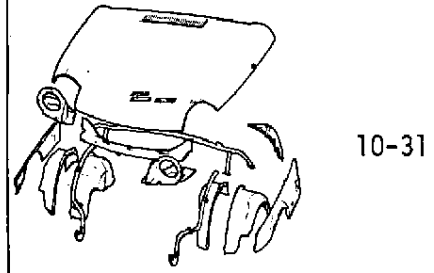
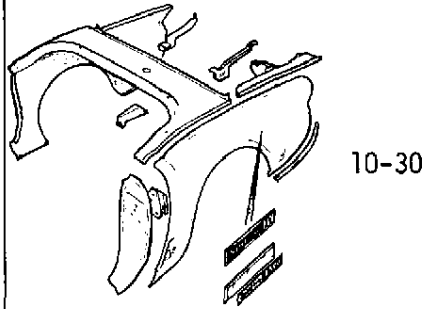
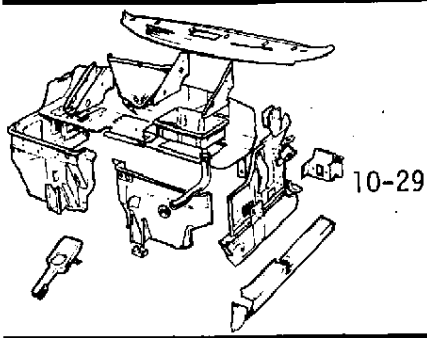
PAGE INDEX. INDEKS SIDER. INHOUD-BLADZIJDEN. SIVUHAKEMISTO. INDEX. SEITENVERZEICHNIS.  
 INDICE DELLE PAGINE. NUMERACAO DE PAGINA. INDICE DE LA PAGINA SIDOINDEX.

 <p>09-74</p>	 <p>09-76</p>	 <p>09-77</p>
 <p>09-78</p>	 <p>09-80 09-81</p>	 <p>09-82</p>
 <p>09-83</p>	 <p>09-84</p>	 <p>10-04</p>
 <p>10-05</p>	 <p>10-06</p>	 <p>10-07</p>
 <p>10-08</p>	 <p>10-09</p>	 <p>10-10</p>

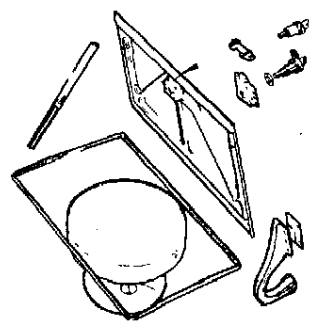
PAGE INDEX. INDEKS SIDER. INHOUD-BLADZIJDEN. SIVUHAKEMISTO. INDEX. SEITENVERZEICHNIS.  
 INDICE DELLE PAGINE. NUMERACAO DE PAGINA. INDICE DE LA PAGINA SIDOINDEX.

	<p>10-11</p>		<p>10-12</p>		<p>10-13</p>
	<p>10-14</p>		<p>10-15</p>		<p>10-16</p>
	<p>10-18</p>		<p>10-19</p>		<p>10-20</p>
<p>Wiring Harness</p>	<p>10-21 10-22</p>	<p>Body Assembly</p>	<p>10-23</p>	<p>Body Assembly (continued)</p>	<p>10-24</p>
	<p>10-26</p>		<p>10-27</p>		<p>10-28</p>

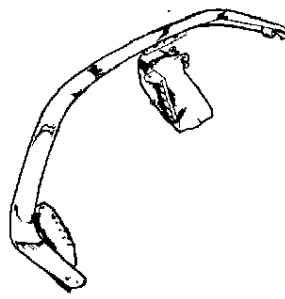




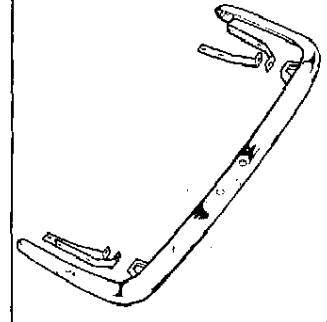
PAGE INDEX. INDEKS SIDER. INHOUD-BLADZIJDEN. SIVUHAKEMISTO. INDEX. SEITENVERZEICHNIS.  
INDICE DELLE PAGINE. NUMERACAO DE PAGINA. INDICE DE LA PAGINA SIDOINDEX.



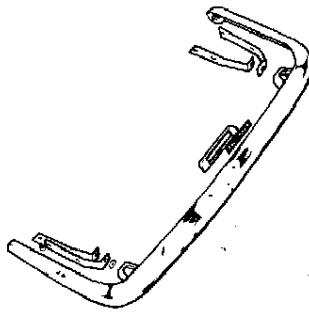
10-45



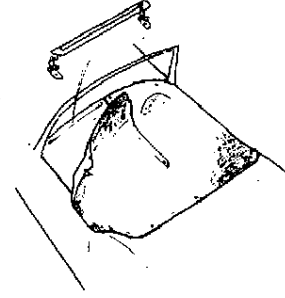
10-46



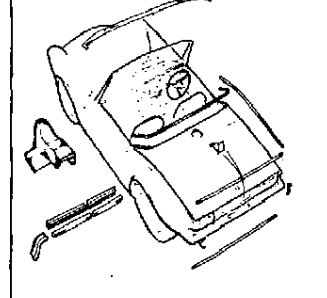
10-47



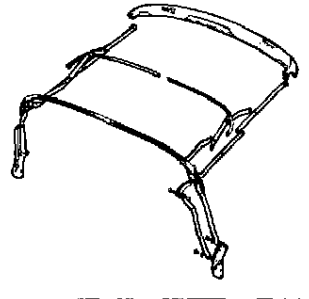
10-48



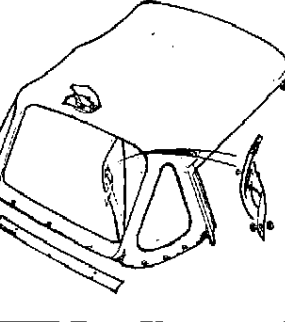
10-50



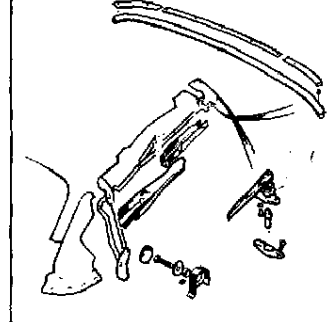
10-51



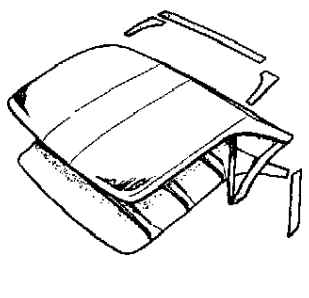
10-52



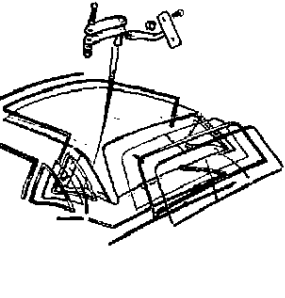
10-53



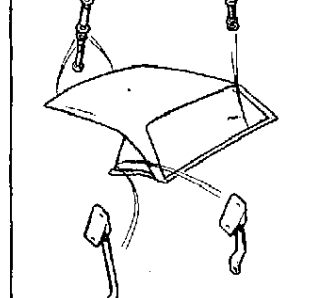
10-54



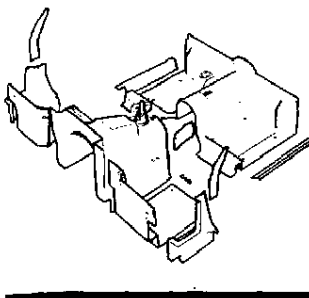
10-55



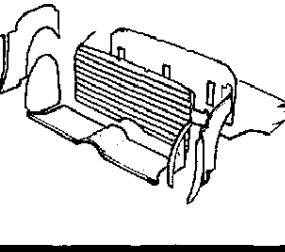
10-56



10-57



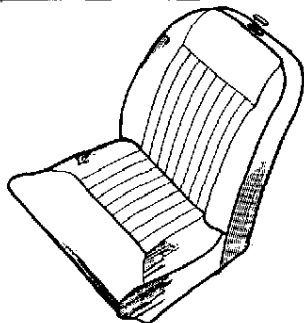
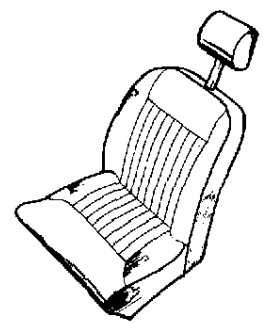
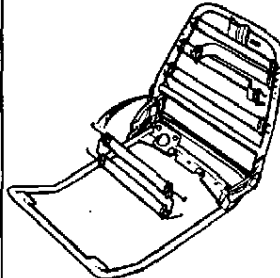
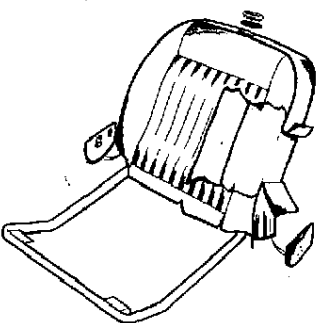
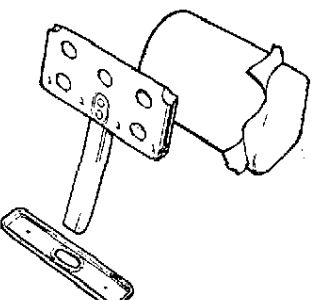
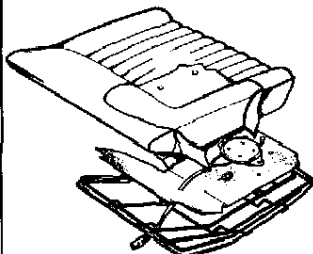
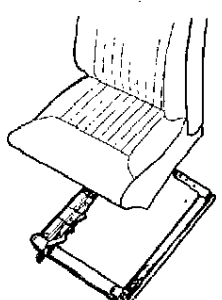
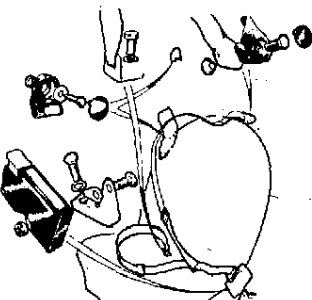
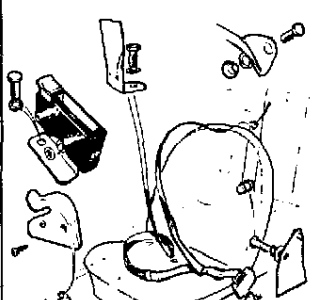
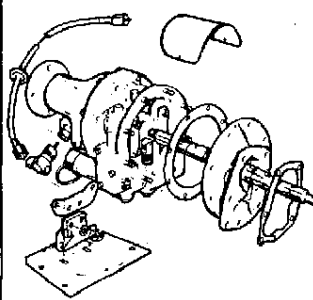
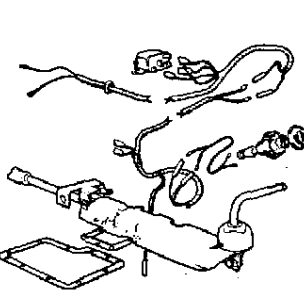
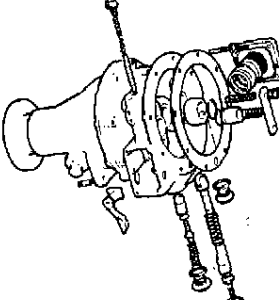
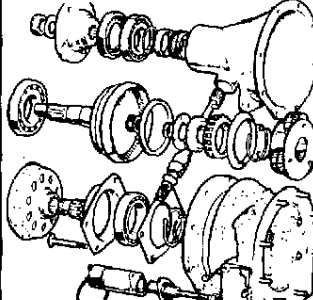
10-59



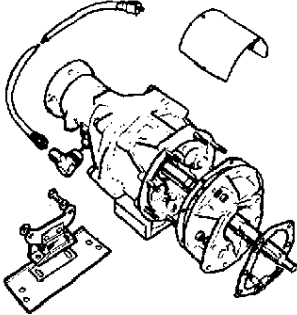
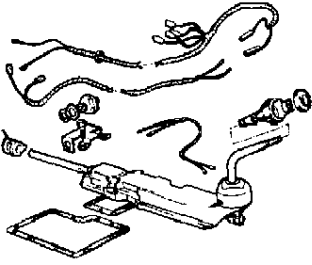
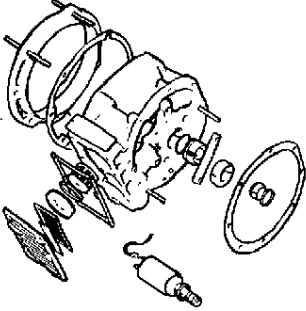

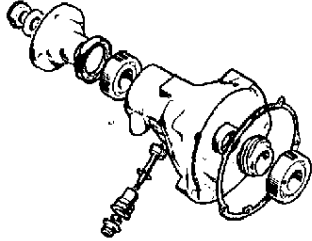
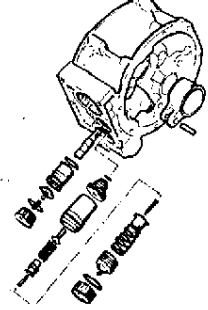
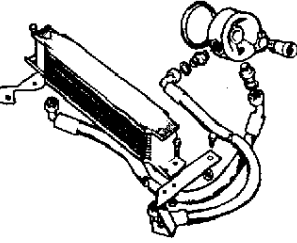
10-60



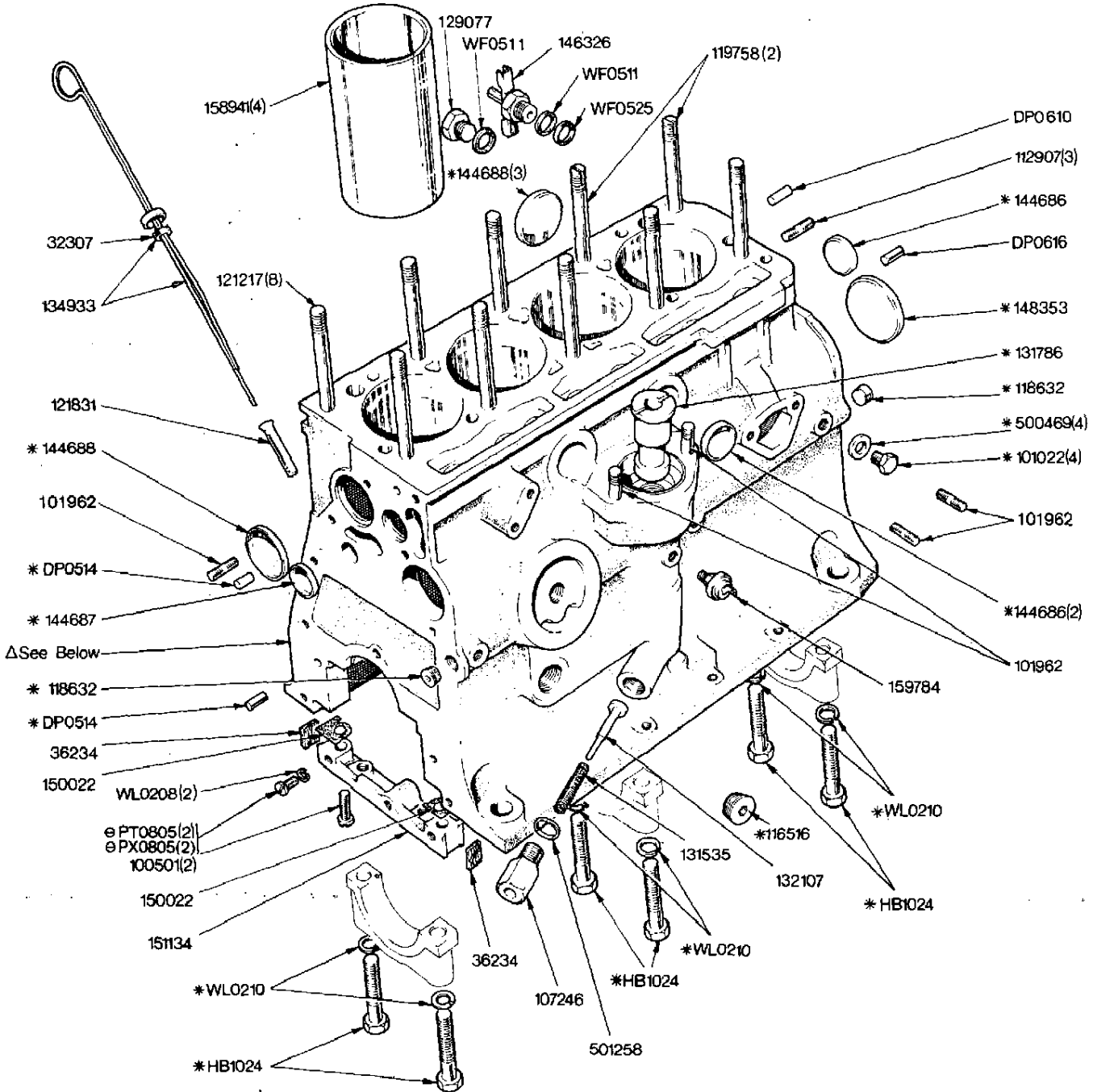
10-61

 <p>10-62</p>	 <p>10-63</p>	 <p>10-64</p>
 <p>10-65</p>	 <p>10-66</p>	 <p>10-67</p>
 <p>10-68</p>	 <p>10-69</p>	 <p>10-70</p>
<p>Miscellaneous Body Fittings</p> <p>10-72</p>	<p>Miscellaneous Body Fittings (continued)</p> <p>10-73</p>	 <p>10-74</p>
 <p>10-75</p>	 <p>10-76</p>	 <p>10-77</p>

PAGE INDEX. INDEKS SIDER. INHOUD-BLADZIJDEN. SIVUHAKEMISTO. INDEX. SEITENVERZEICHNIS.  
INDICE DELLE PAGINE. NUMERACAO DE PAGINA. INDICE DE LA PAGINA SIDOINDEX.

 <p>10-78</p>	 <p>10-79</p>	 <p>10-80</p>
 <p>10-81</p>	 <p>10-82</p>	 <p>10-83</p>
 <p>10-84</p>		

# 1500 ENGINE-Cylinder Block

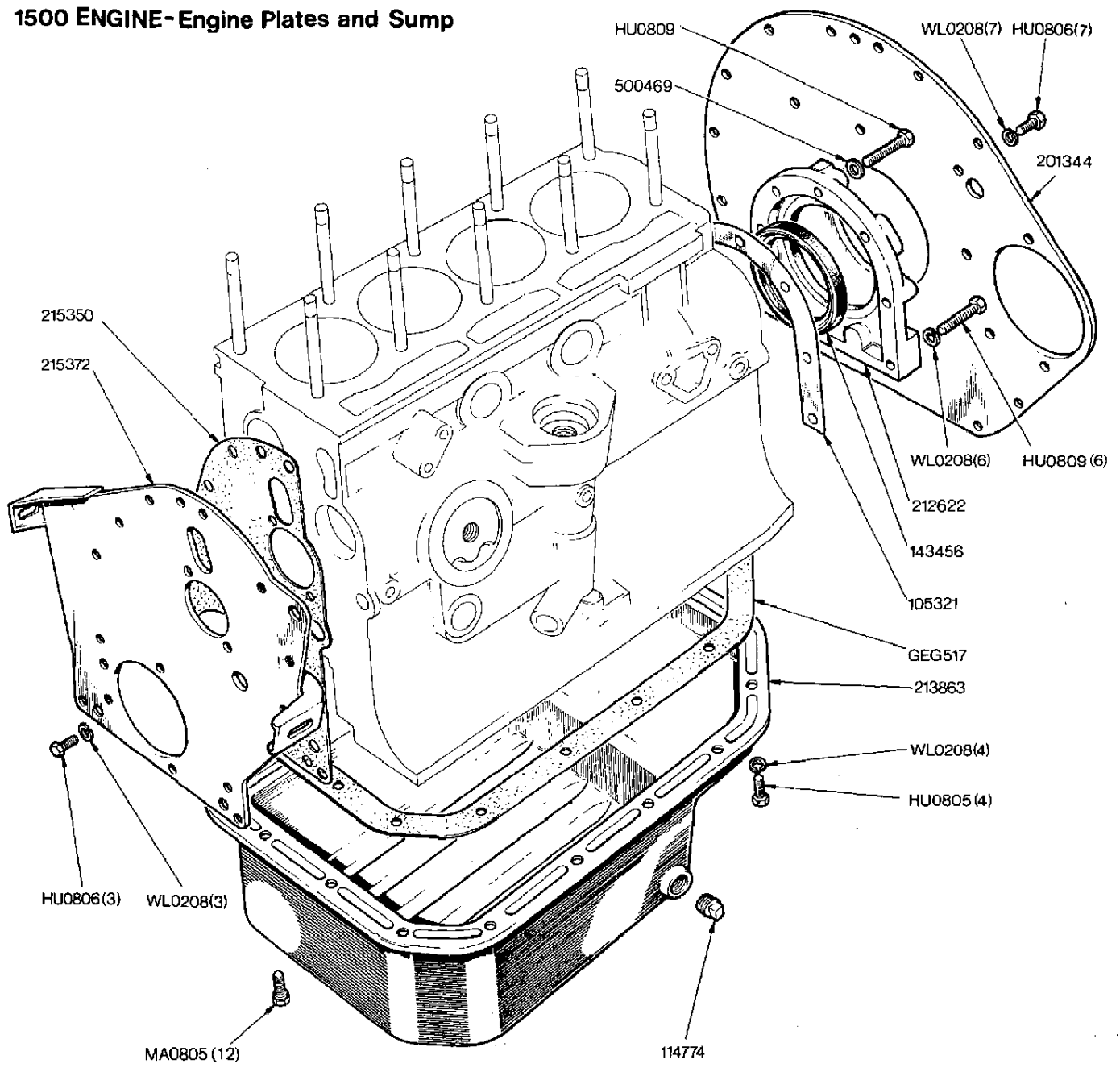


**NOTE**  
 Use Decarbonising Gasket Set in conjunction with Conversion Gasket Set for complete engine strip

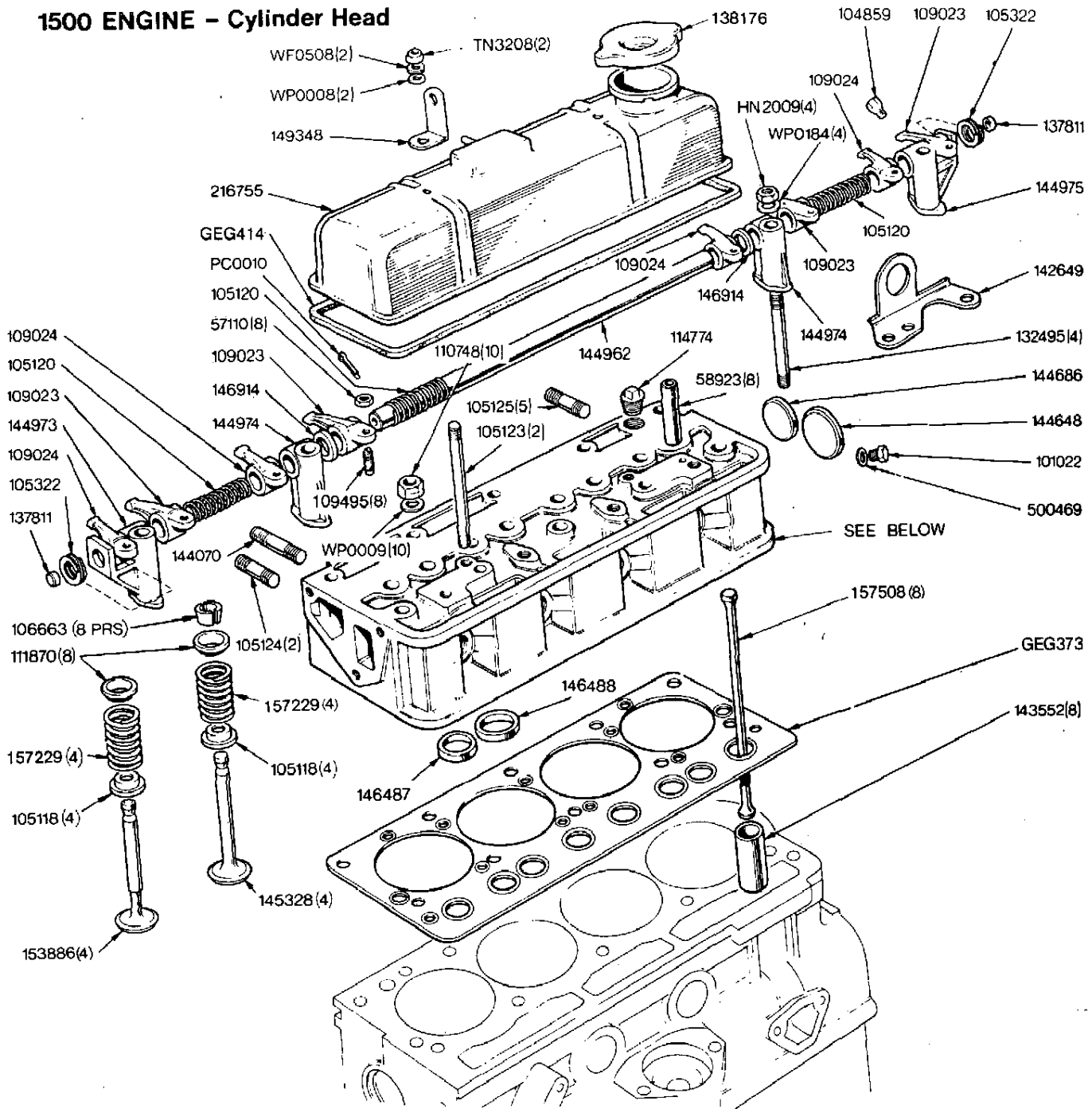
UKC0568	Engine Unit (short)	1 off
ΔRKC0293	Cylinder Block Assembly	1 off
	Comprising items marked thus *	
520706	Decarbonising Gasket Set	1 off
519215	Conversion Gasket Set	1 off

⊕ Alternatives

# 1500 ENGINE-Engine Plates and Sump



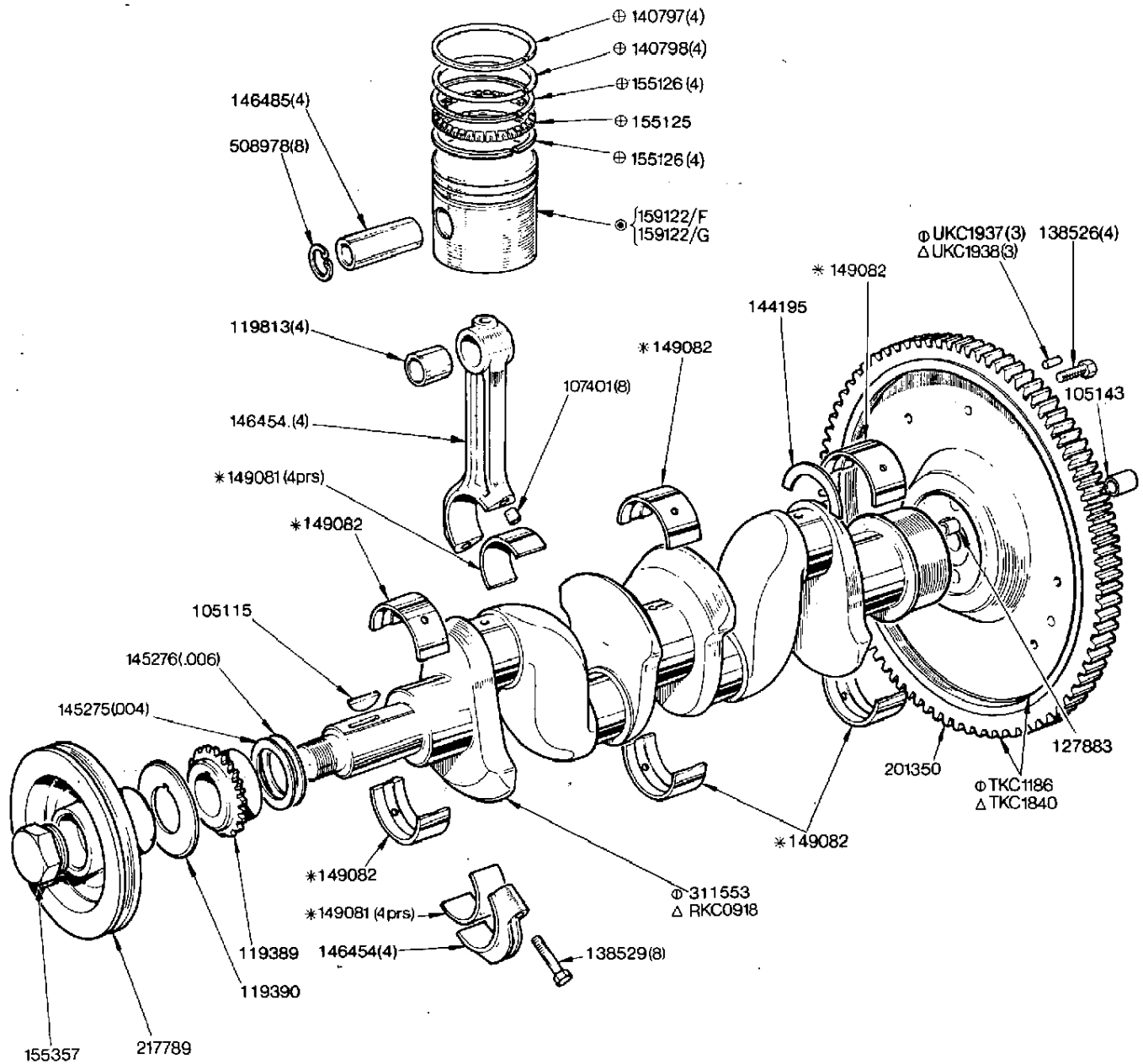
# 1500 ENGINE - Cylinder Head



**NOTE**

- |         |  |       |
|---------|--|-------|
| UKC1426 | Cylinder Head Assembly 7.5:1 ratio<br>(Complete with valves, springs less studs) | 1 off |
| 218139  | Cylinder Head Assembly 7.5:1 ratio<br>(less valves, springs and studs)           | 1 off |
| 501651  | Jointing Compound<br>(Cylinder Head to Cylinder Block)                           | A/R   |

# 1500 ENGINE - Crankshaft, Piston, Conn. Rod, Flywheel.



NOTE:

516107 "Loctite" studlock A/R

\*Main Bearings and Big End Bearings are obtainable in the following undersizes:- .010" - .020" - .030"

When ordering please quote Part No. and undersize required.

⊕ Pistons are obtainable in the following oversize:- + .020"

⊕ Piston Rings are obtainable in the following oversizes:- + .010", + .020", + .030"

Please quote Part No and size required

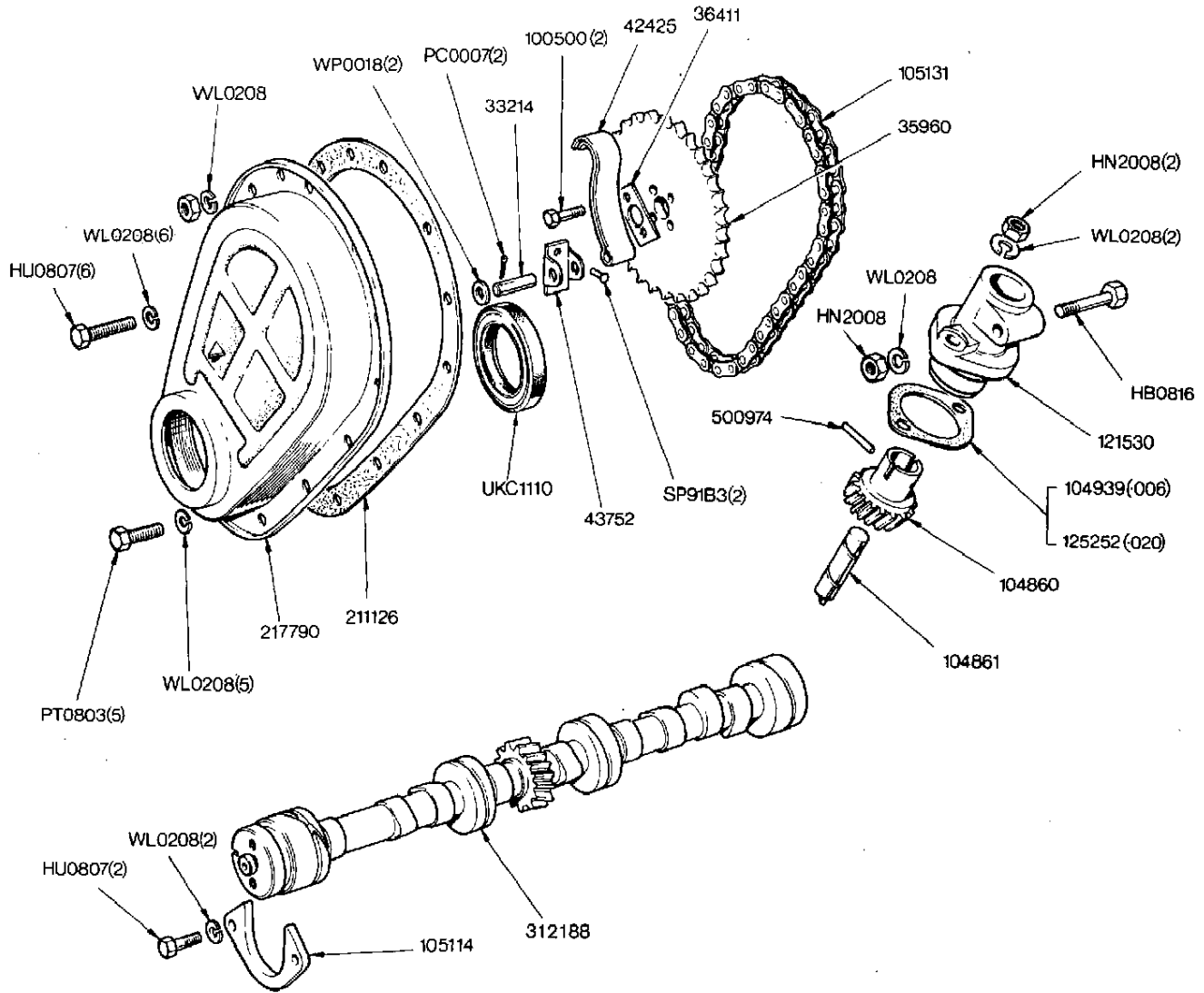
⊕ Fitted up to Eng. No. FM12624

Δ Fitted from Eng. No. FM12625

SPITFIRE 1500 09-07 82995/3



# 1500 ENGINE-Camshaft, Timing Details, Distributor Pedestal



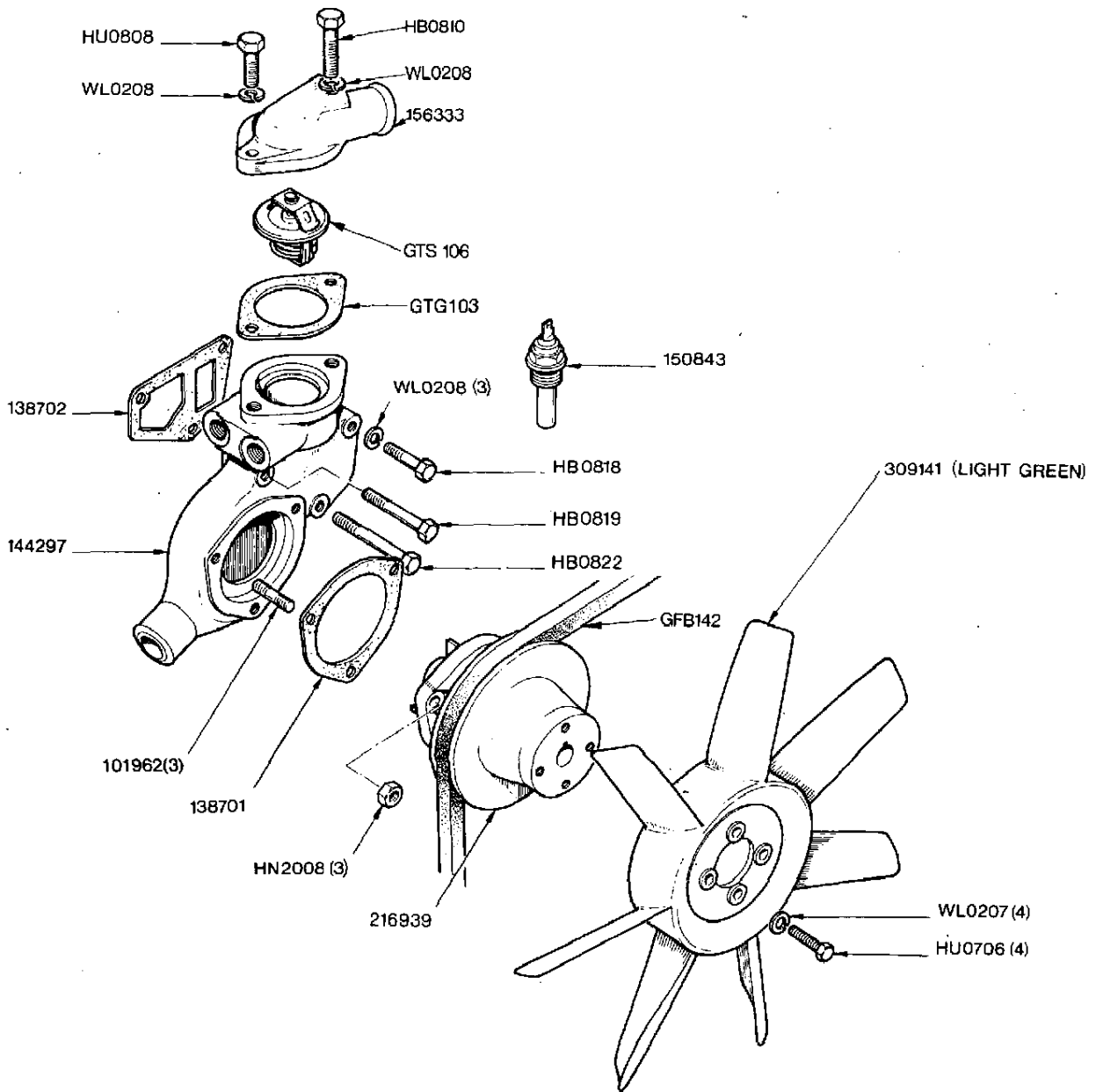
NOTE

SPITFIRE 1500

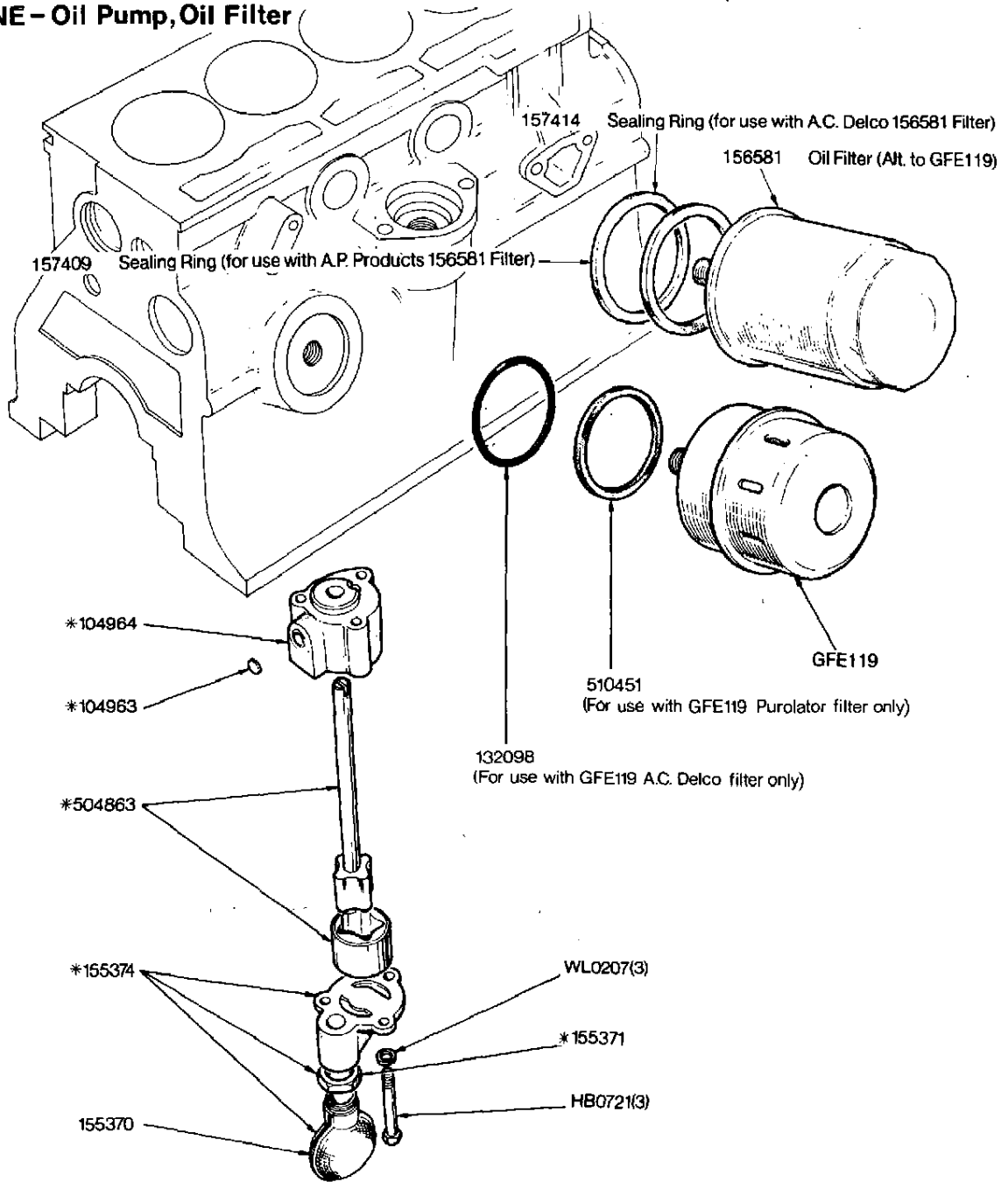
09-08

B2996/2

# 1500 ENGINE-Water Pump, Fan

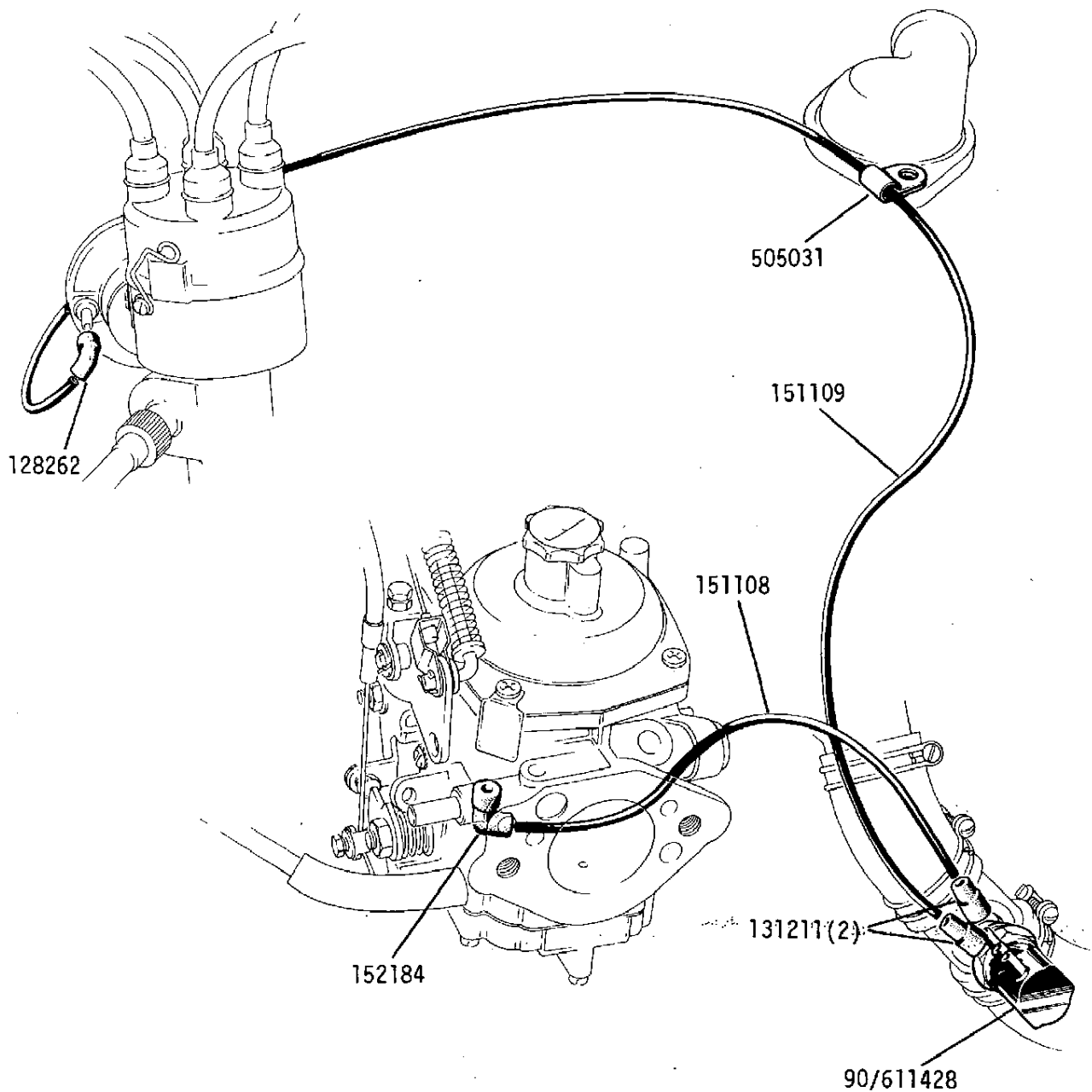


**1500 ENGINE - Oil Pump, Oil Filter**



217058 Oil Pump Assembly 1 off  
Comprising items marked \*

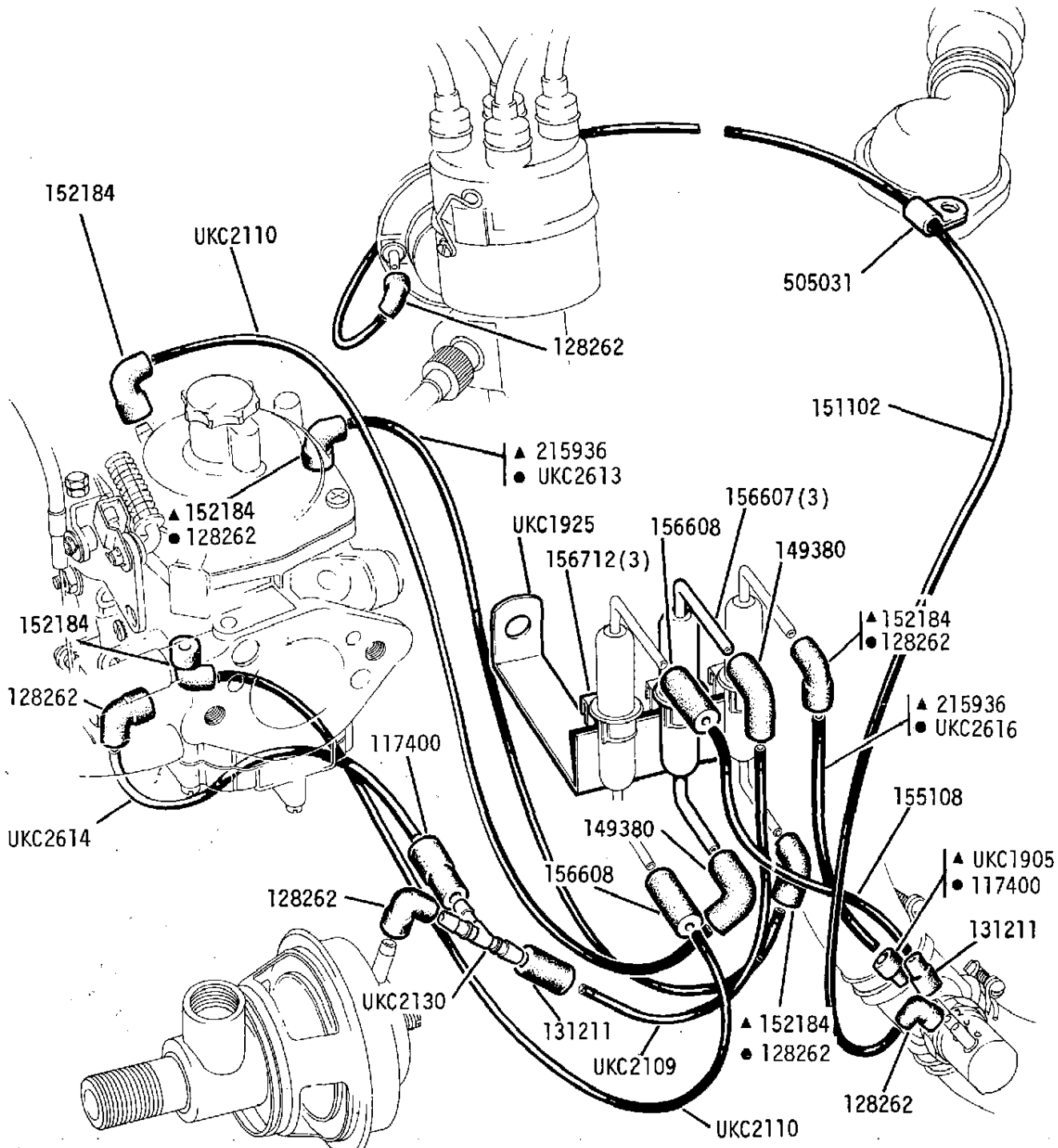
1500cc ENGINE-Auto-ignition vacuum pipes



Details on this illustration are fitted up to Engine No. FM10000UE  
for future see illustration 09-12



1500 ENGINE-Auto Ignition Vacuum Pipes, Thermostatic Vacuum Valve & Fuel Traps



NOTE

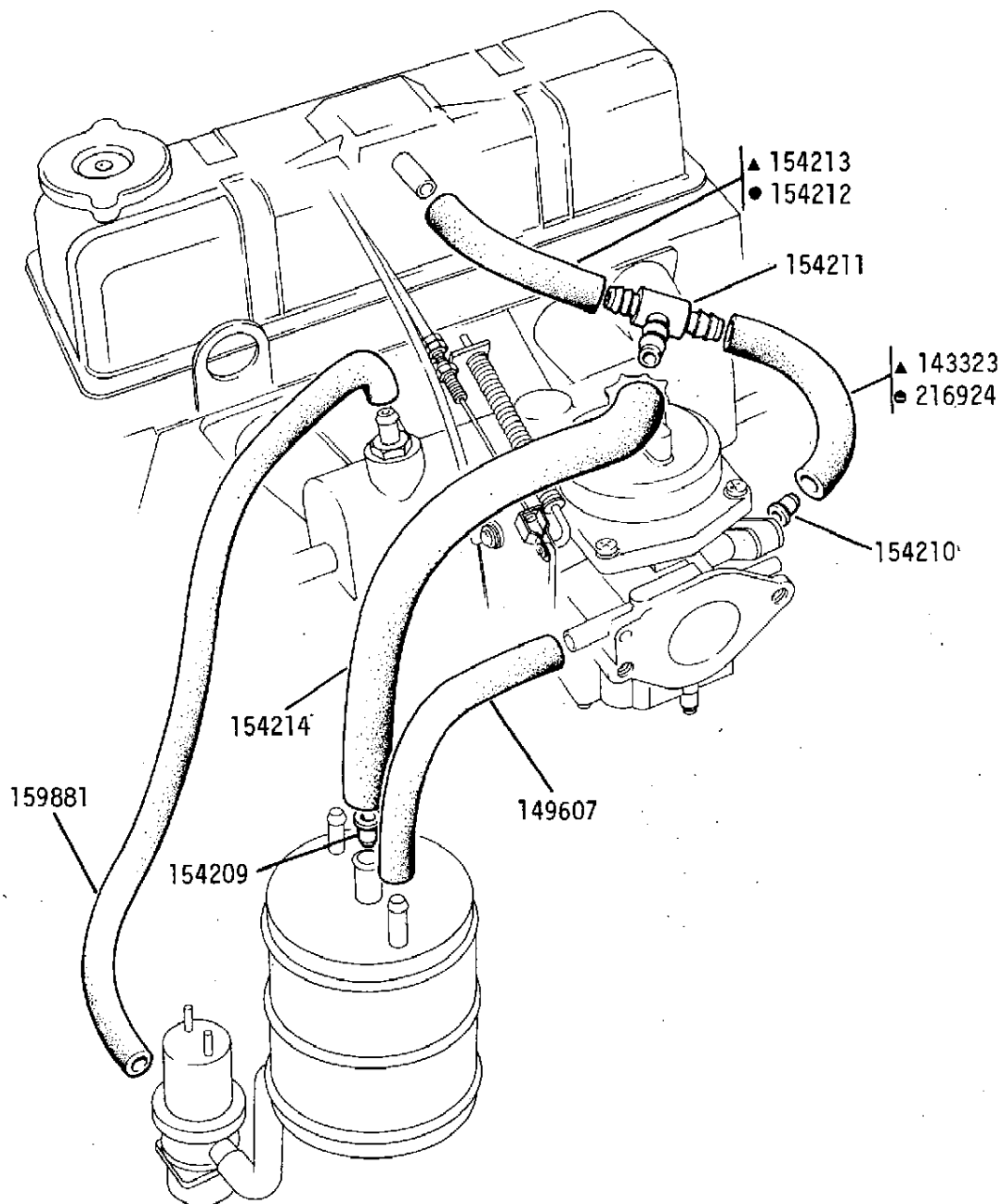
Details on this illustration are fitted from Engine No. FM10001UE

▲ Fitted up to Engine No. FM10083UE

● Fitted from Engine No. FM10084UE



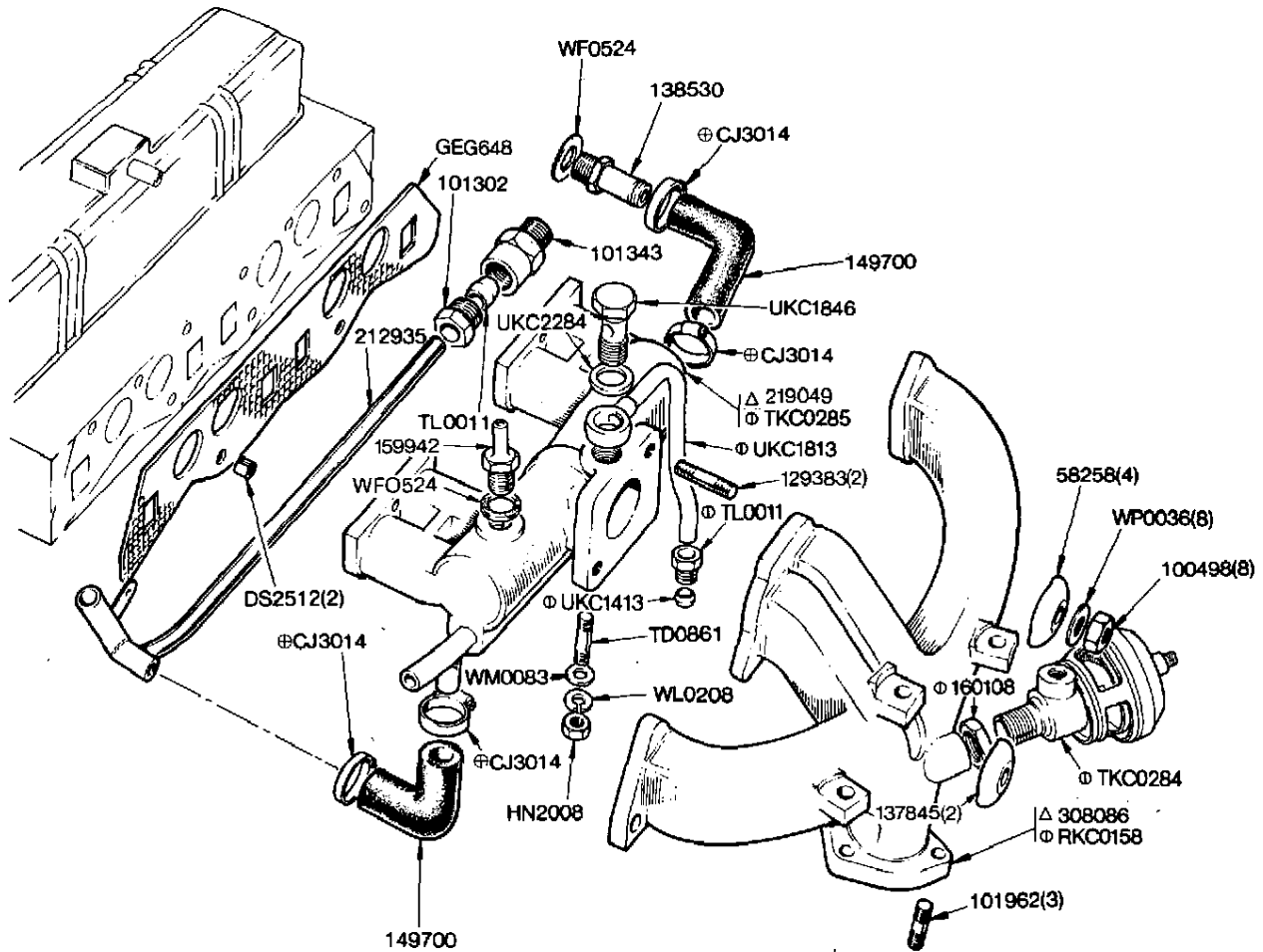
1500cc ENGINE-Emission Breathing Details



- ▲ Fitted up to Engine No. FM10083UE
- Fitted from Engine No. FM10084UE



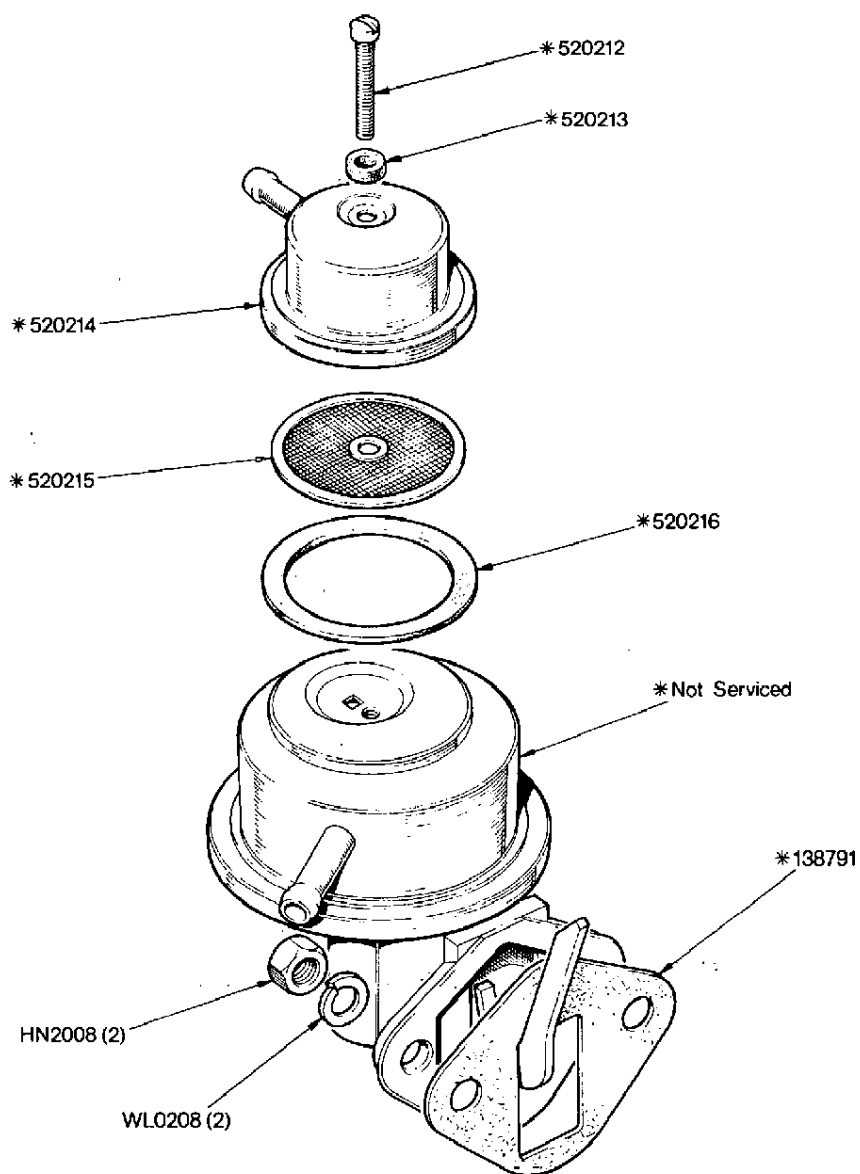
1500 Engine – Manifolds – U.S.A. only



NOTE

- ⊕ 156736 Alternative to CJ3014
- Δ Fitted up to Engine No FM 10000UE
- ⊕ Fitted from Engine No FM 10001 UE

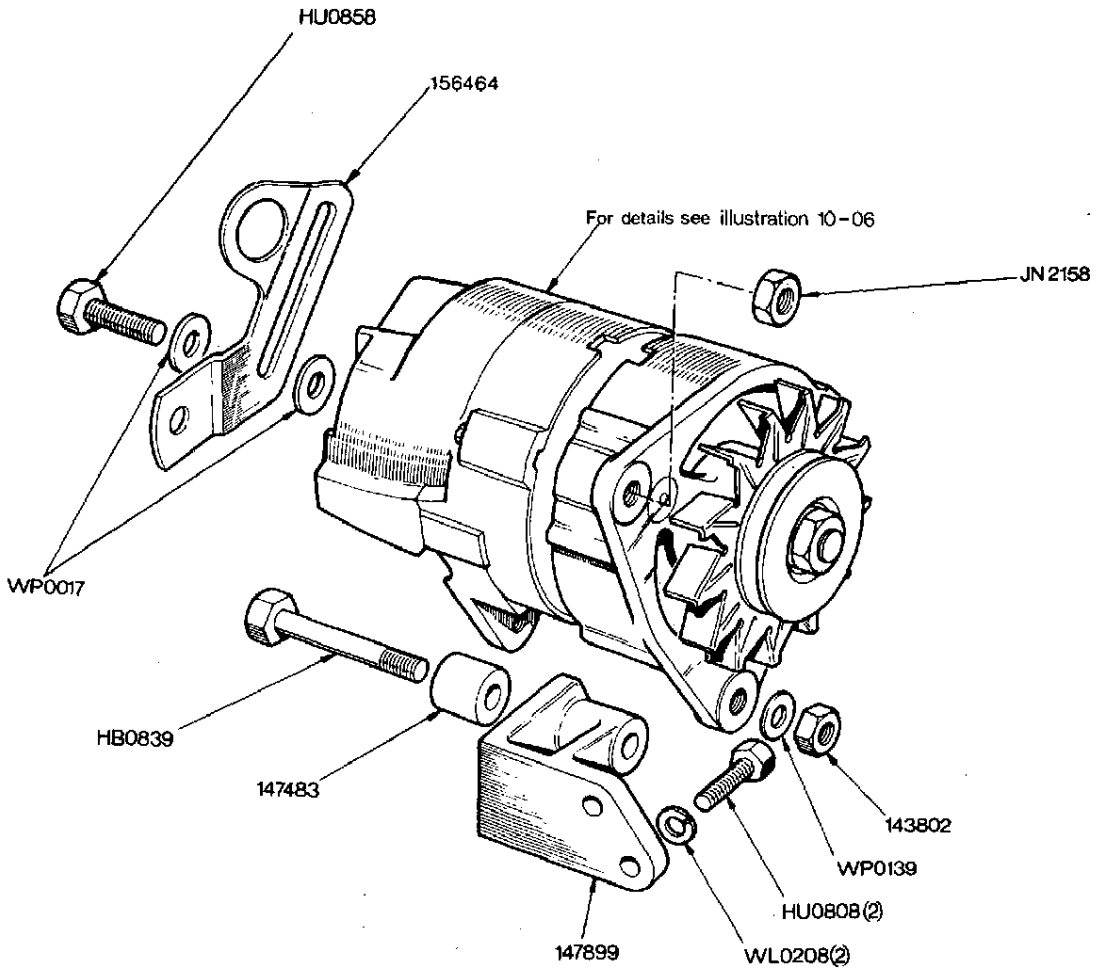
# 1500 ENGINE-Petrol Pump



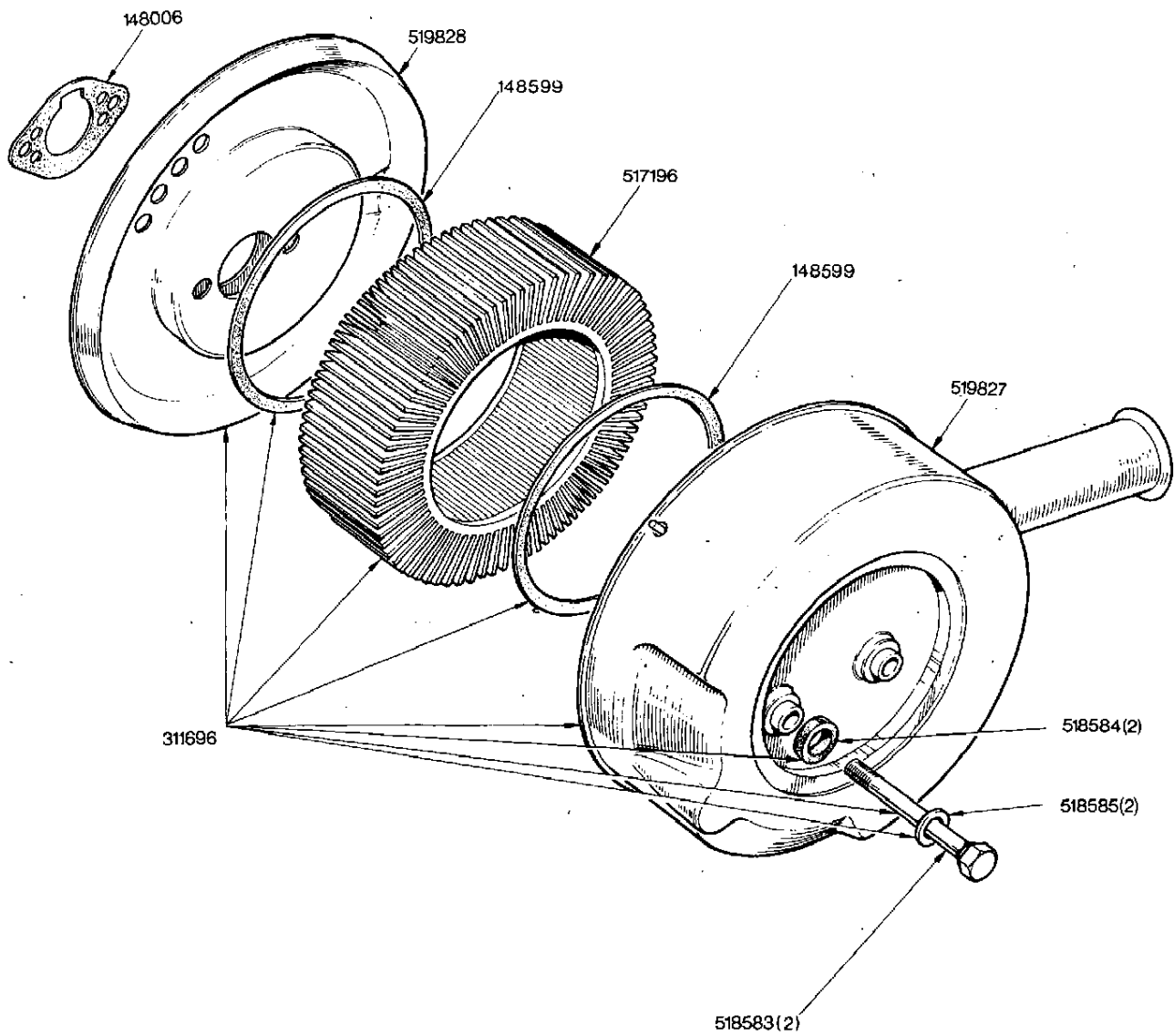
<b>NOTE</b>		
312343	Petrol Pump Assembly (Unitac)	1 off (Comprising items marked thus *)
520217	First Aid Kit (Unitac type)	
SPITFIRE 1500		
09-15		
B3002/2		



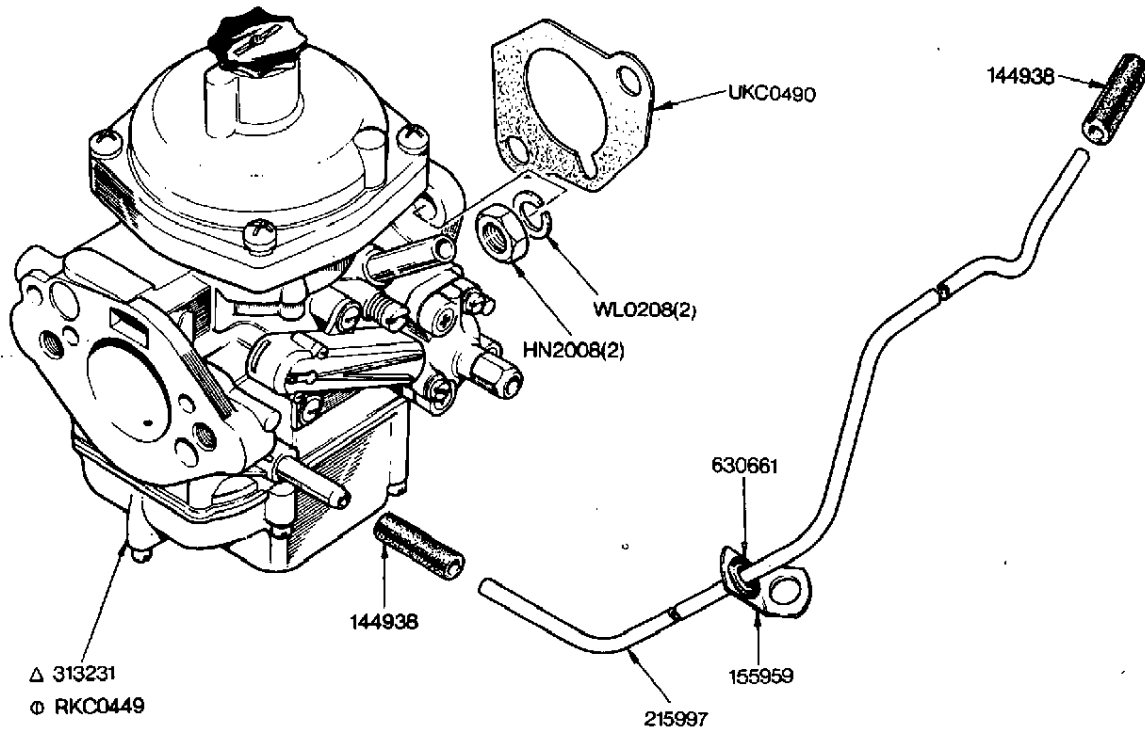
# 1500 ENGINE-Alternator Mounting



1500 SINGLE CARBURETTOR ENGINE—Air Cleaner. (U.S.A. only)



1500 ENGINE - Carburettor Assembly- U.S.A. only



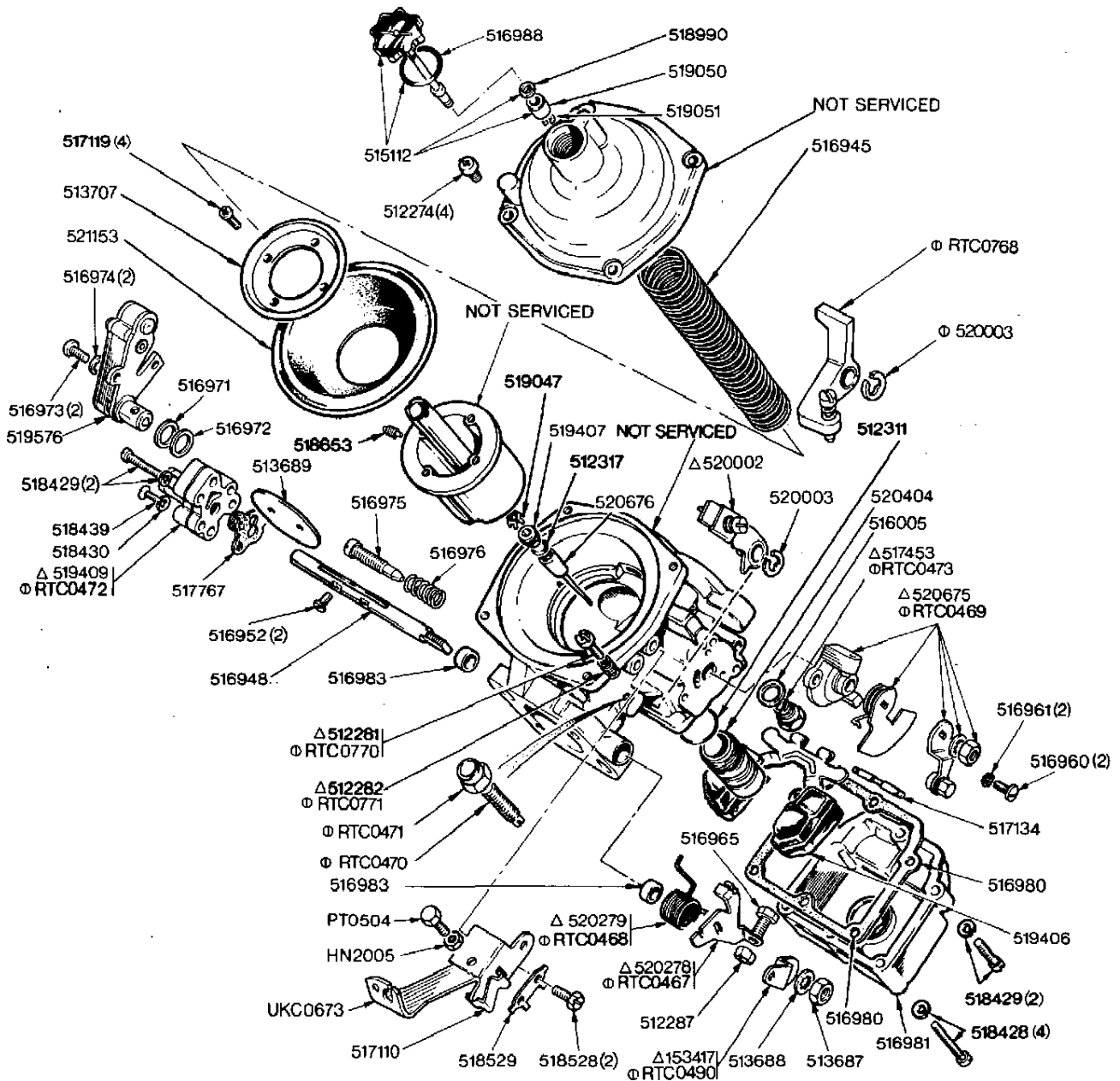
NOTE

For Carburettor details see illustration 09-19

Δ Fitted up to Engine No FM10000UE

⊙ Fitted from Engine No FM10001UE

# 1500 ENGINE - Carburettor Details (U.S.A. only)



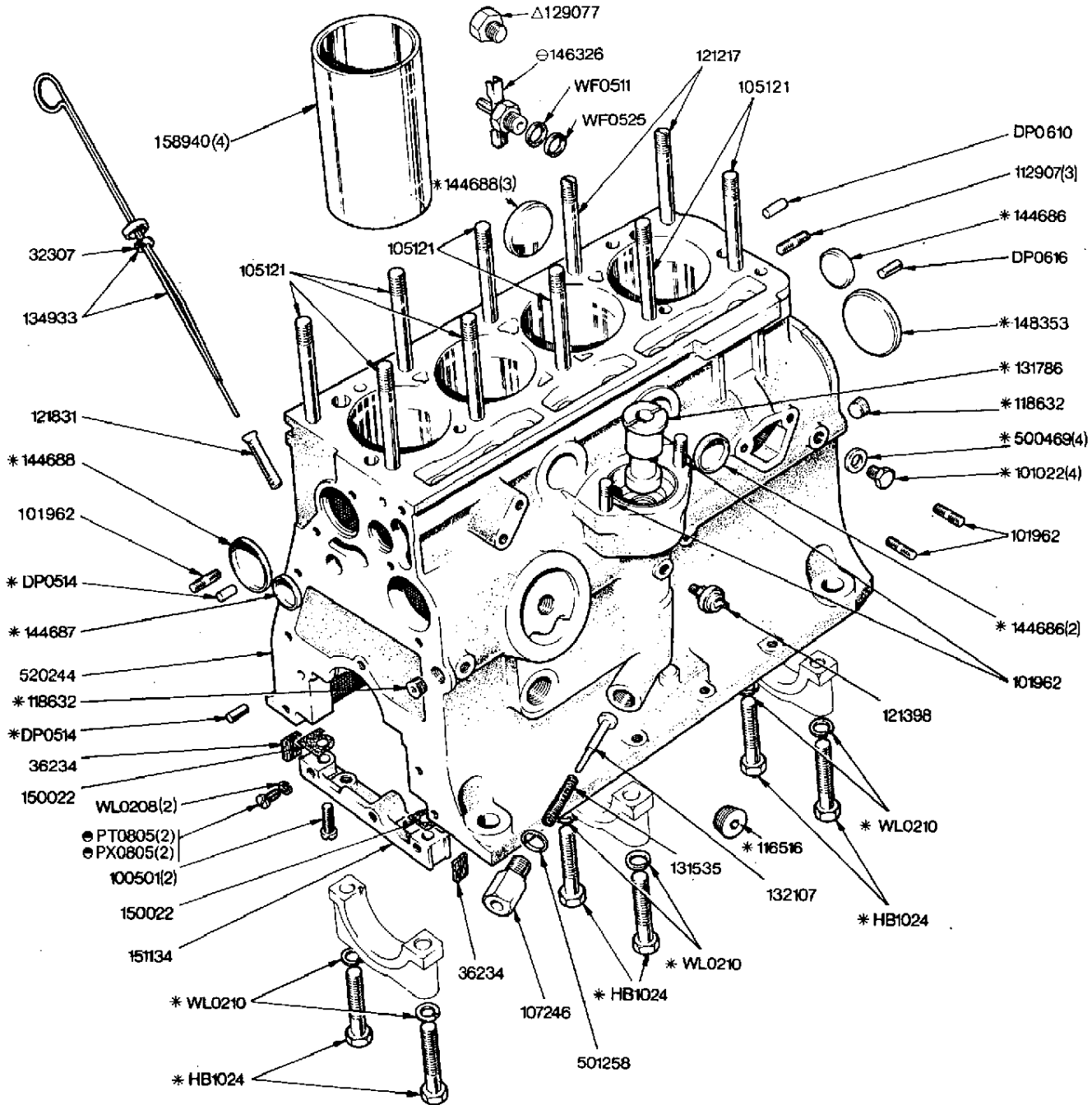
## NOTE

‡ 518434 Service Kit-'A'pack (yellow)  
Comprising ‡  
‡ 516005 Washer, needle valve.  
‡ 512311 'O' Ring, sealing plug.  
‡ 516980 Gasket, float chamber.

⊙ 518842 Service Kit-'B'pack (red)  
Comprising ⊙  
⊙ 517767 Gasket, by pass valve.  
⊙ 516971 Washer, sealing temperature compensator.  
⊙ 516972 Washer, sealing temperature compensator.  
⊙ 516005 Washer, needle valve.  
⊙ 512311 'O' Ring, float chamber sealing plug.  
⊙ 516980 Gasket, float chamber.  
⊙ 516983 Seal, throttle spindle (2)  
⊙ 521153 Diaphragm (2)  
⊙ 517453 Needle valve.  
⊙ 516988 'O' Ring, damper.  
⊙ 516989 Lubricating pack.

Δ Fitted up to Engine No FM10000UE  
⊙ Fitted from Engine No FM10001UE

# 1300 ENGINE-Cylinder Block and Liner



**NOTE**  
 520709 ENGINE UNIT - 9.0:1 High Compression 1off  
 520710 ENGINE UNIT - 7.0:1 Low Compression 1off  
 NOTE - The above units are supplied less the following items :-  
 Water Pump and Fan Assembly, Distributor, Alternator, Petrol Pump,  
 Oil Filter, Thermostat, Exhaust and Inlet Manifolds, Carburettors,  
 Sparking Plugs and Breather Details

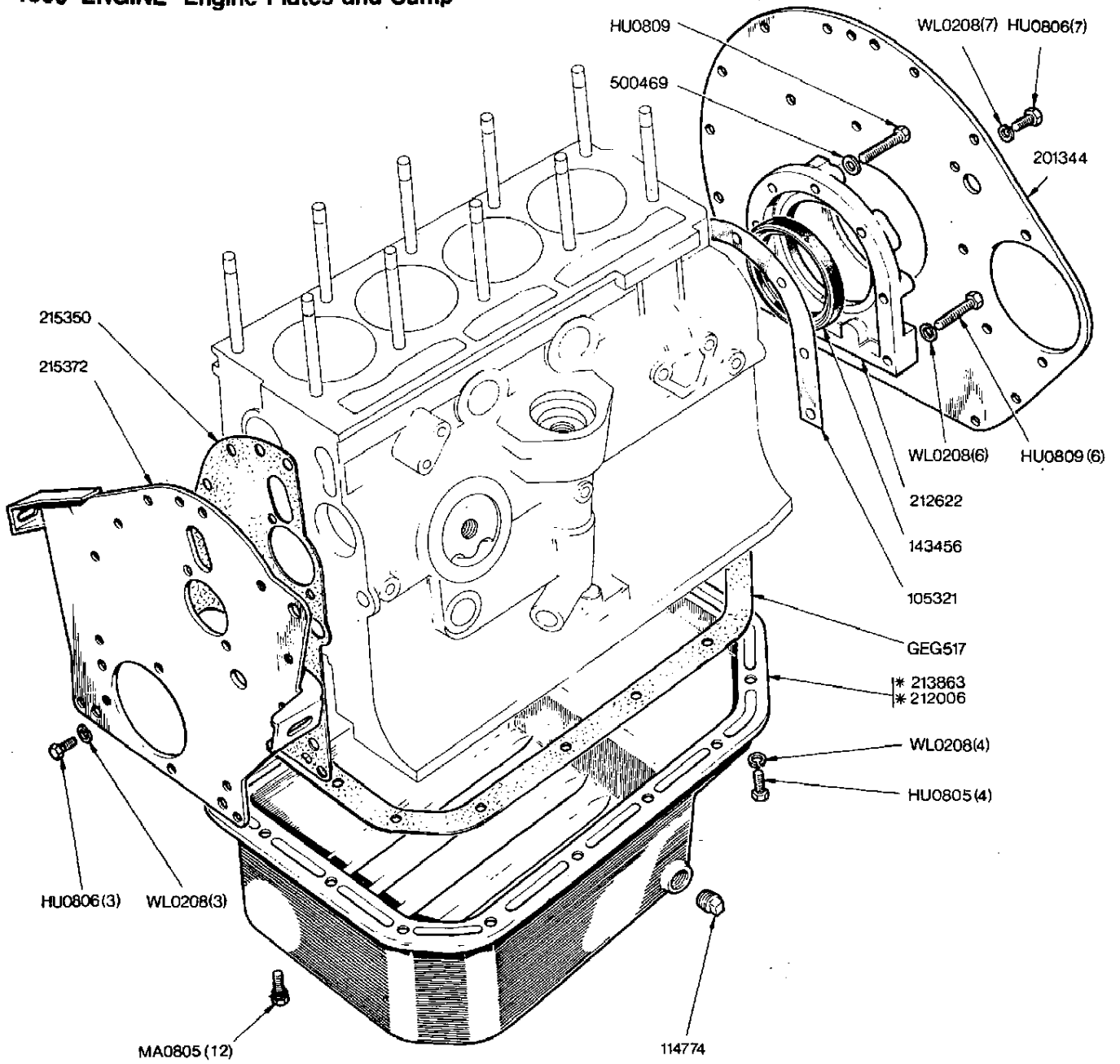
UKC0565 SHORT ENGINE UNIT  
 (Will be supplied when stocks of 520709 and 520710 are exhausted)  
 ⊕ Alternatives

520244 Cylinder Block Assembly 1off Includes items marked \*  
 ⊕ Fitted up to Engine No.  
 Δ Fitted from Engine No.

519215 GASKET SET, Engine Conversion 1off  
 520715 GASKET SET Decarbonising

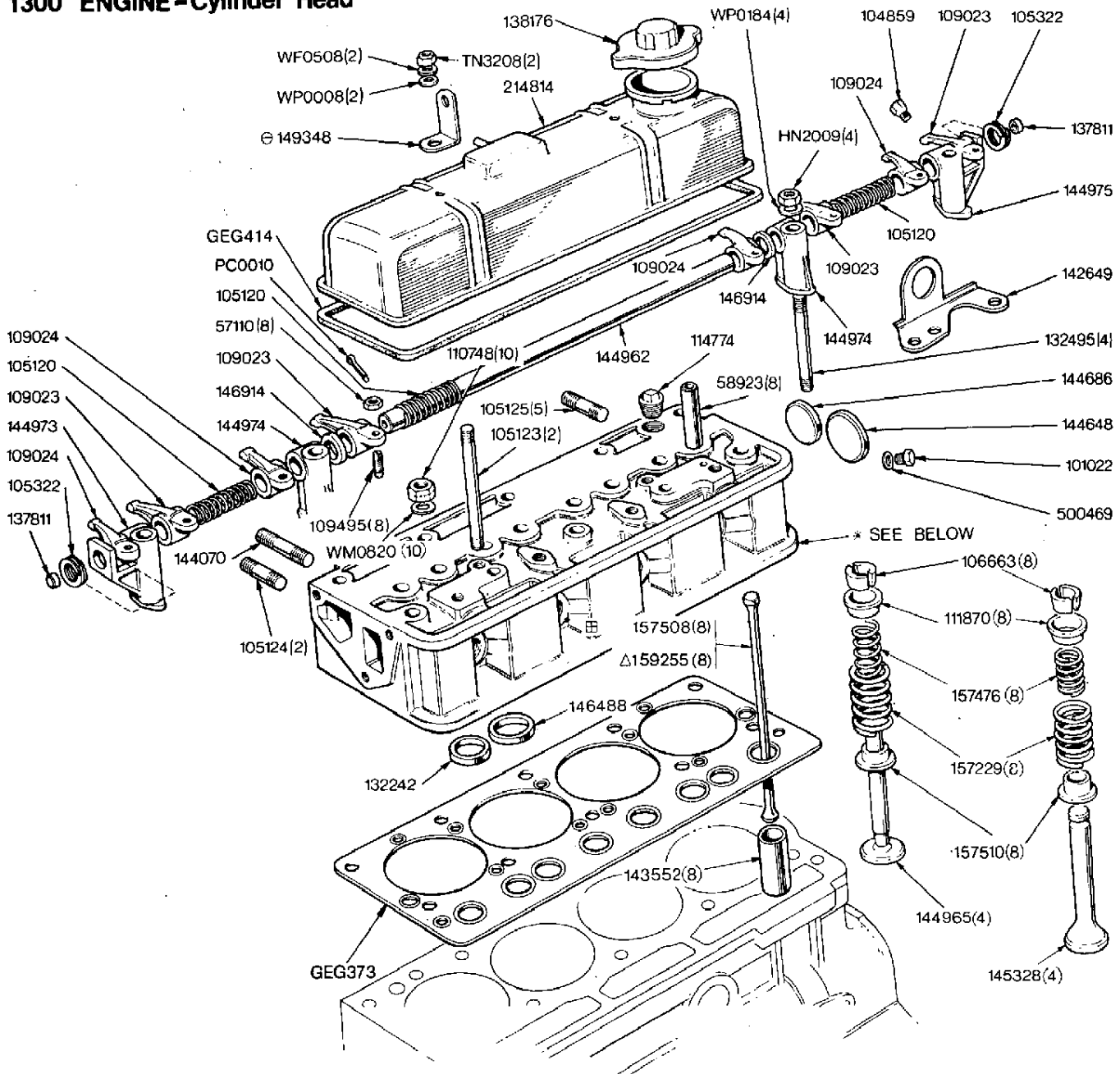
**SPITFIRE MK IV (1973)** 09-20 B3007/2

# 1300 ENGINE-Engine Plates and Sump



NOTE  
\* Alternatives

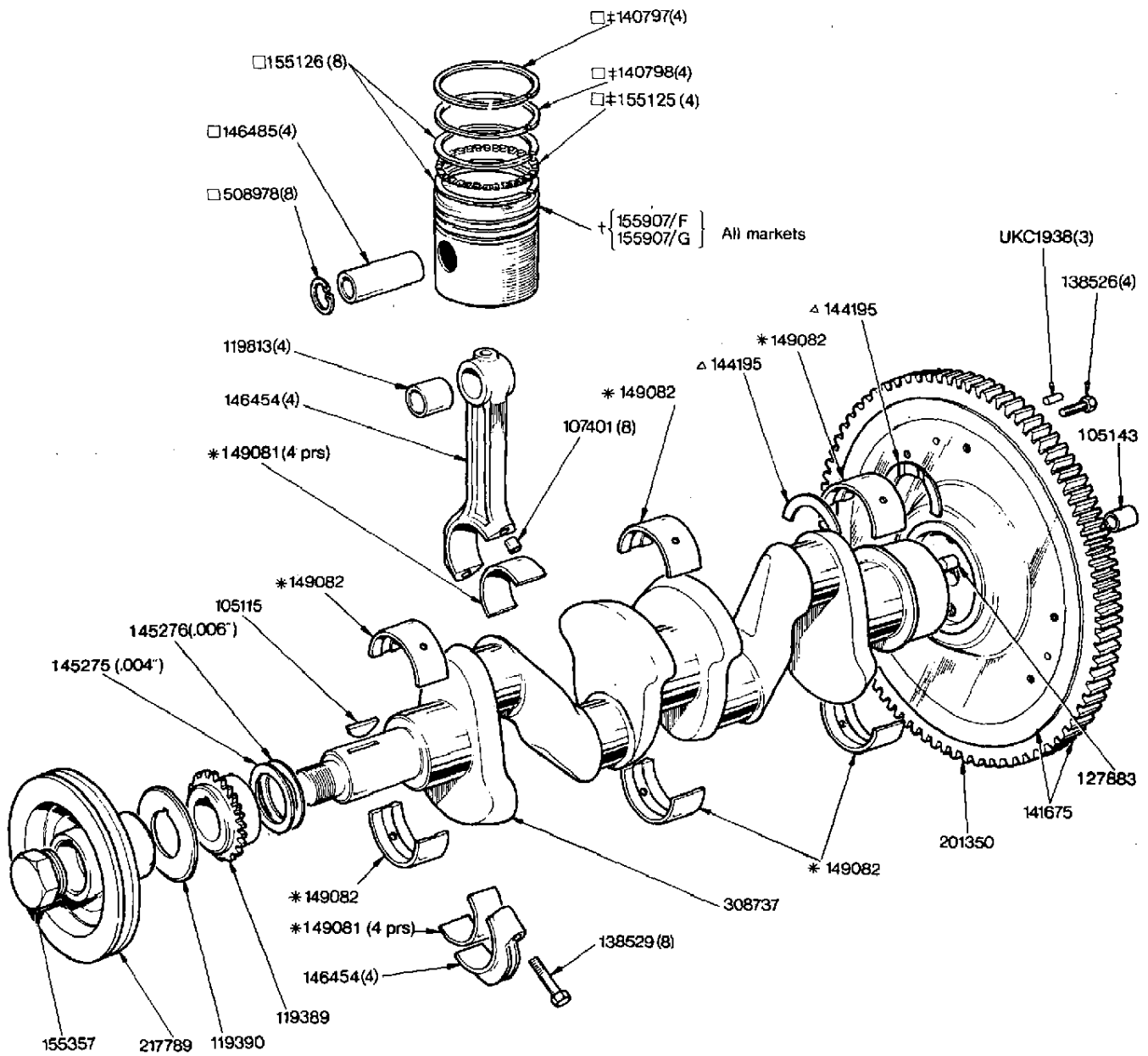
# 1300 ENGINE - Cylinder Head



\* SEE BELOW

<b>NOTE</b>			
UKC1427	Cylinder Head Assembly-High Compression (Complete with valves and springs, less studs)	1off	⊖ Fitted up to Engine No only
UKC1428	Cylinder Head Assembly-Low Compression (Complete with valves and springs, less studs)	1off	Δ High Compression only.
*218142	Cylinder Head Assembly-High Compression (Less valves, springs and studs)	1off	⊞ Low Compression only.
*218143	Cylinder Head Assembly-Low Compression (Less valves springs and studs)	1off	
501651	Wellseal, jointing compound A/R (Cylinder head to block)		

**-1300 ENGINE-Crankshaft, Piston, Conn. Rod and Flywheel.**

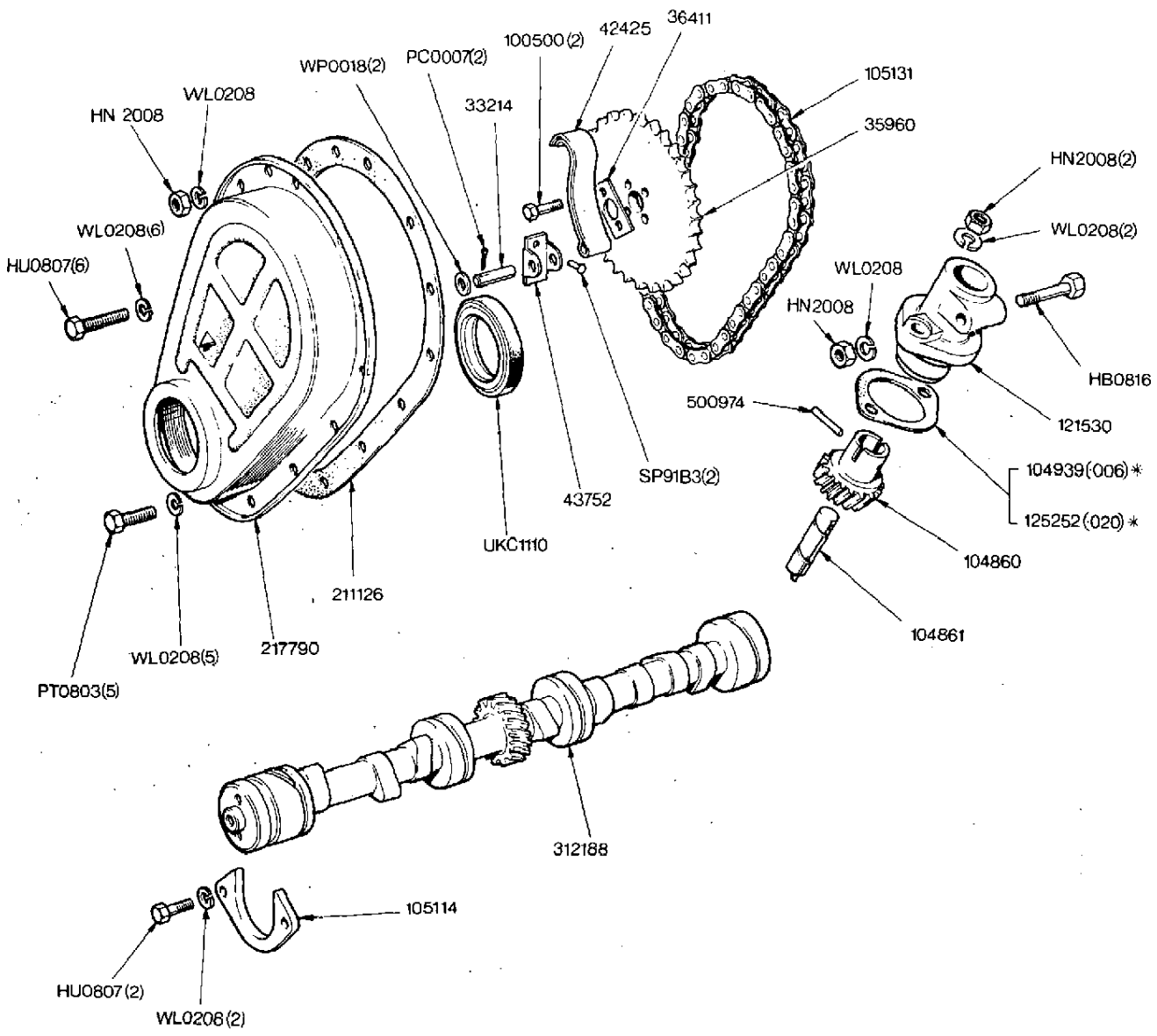


**NOTE**

- \*Main bearings and Big End Bearings are obtainable in the following undersizes: -.010", -.020", -.030"
- +Pistons are obtainable in the following oversize: +.020"
- ‡ Piston Rings are obtainable in the following oversizes: +.010", +.020", +.030"
- Please quote Part No. and size required.
- Δ Thrust Washers are obtainable in the following oversize: +.005
- Piston Assembly 155907 includes items marked □



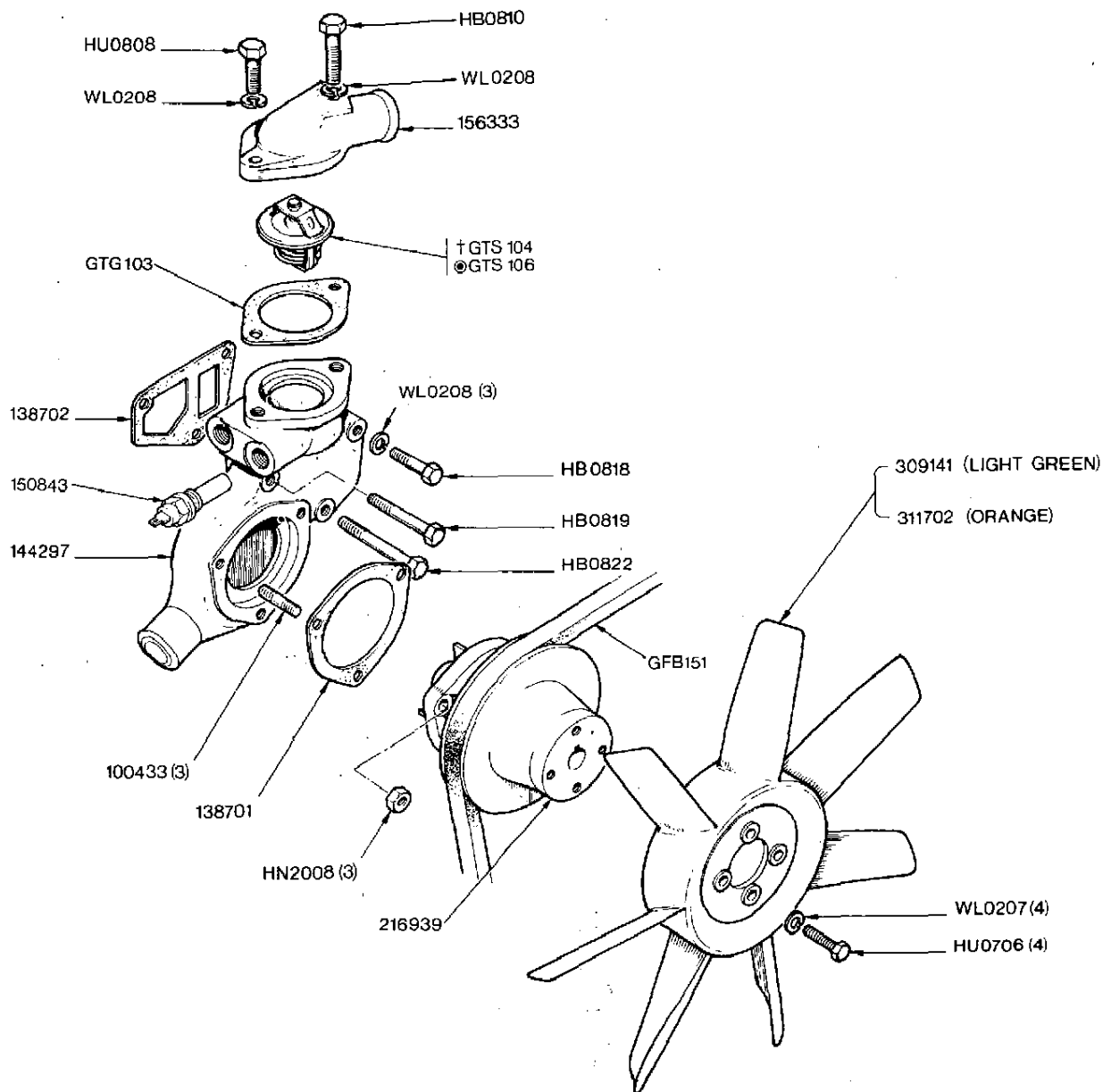
# 1300 ENGINE - Camshaft, Timing Details, Distributor Pedestal



**NOTE**  
 Items marked thus \* are alternative fitment and are used as required

SPITFIRE MK IV (1973) 09-24 B3011/2

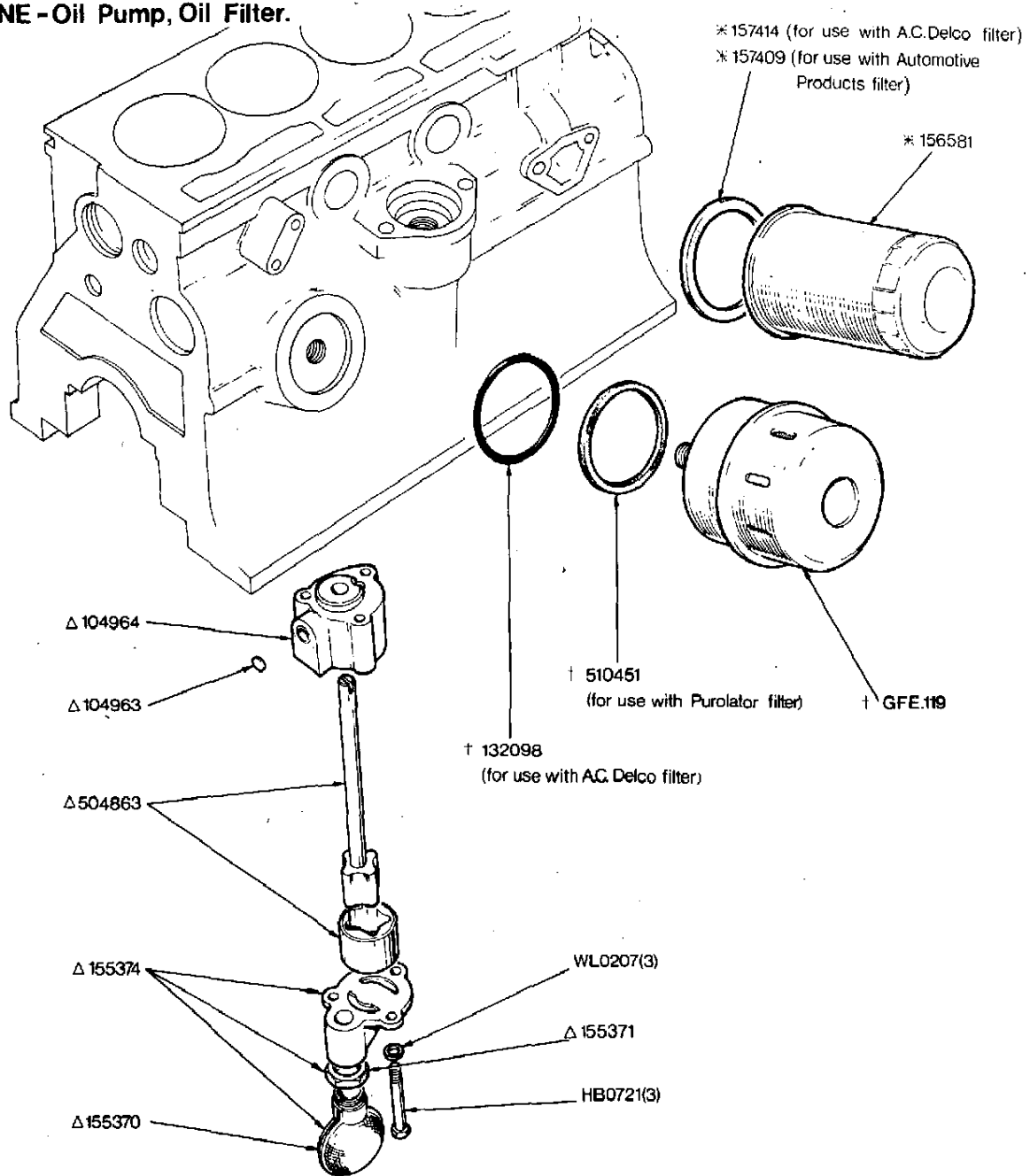
# 1300 ENGINE - Water Pump, Fan.



**NOTE**

- † Normal type Engines
- Special winter condition

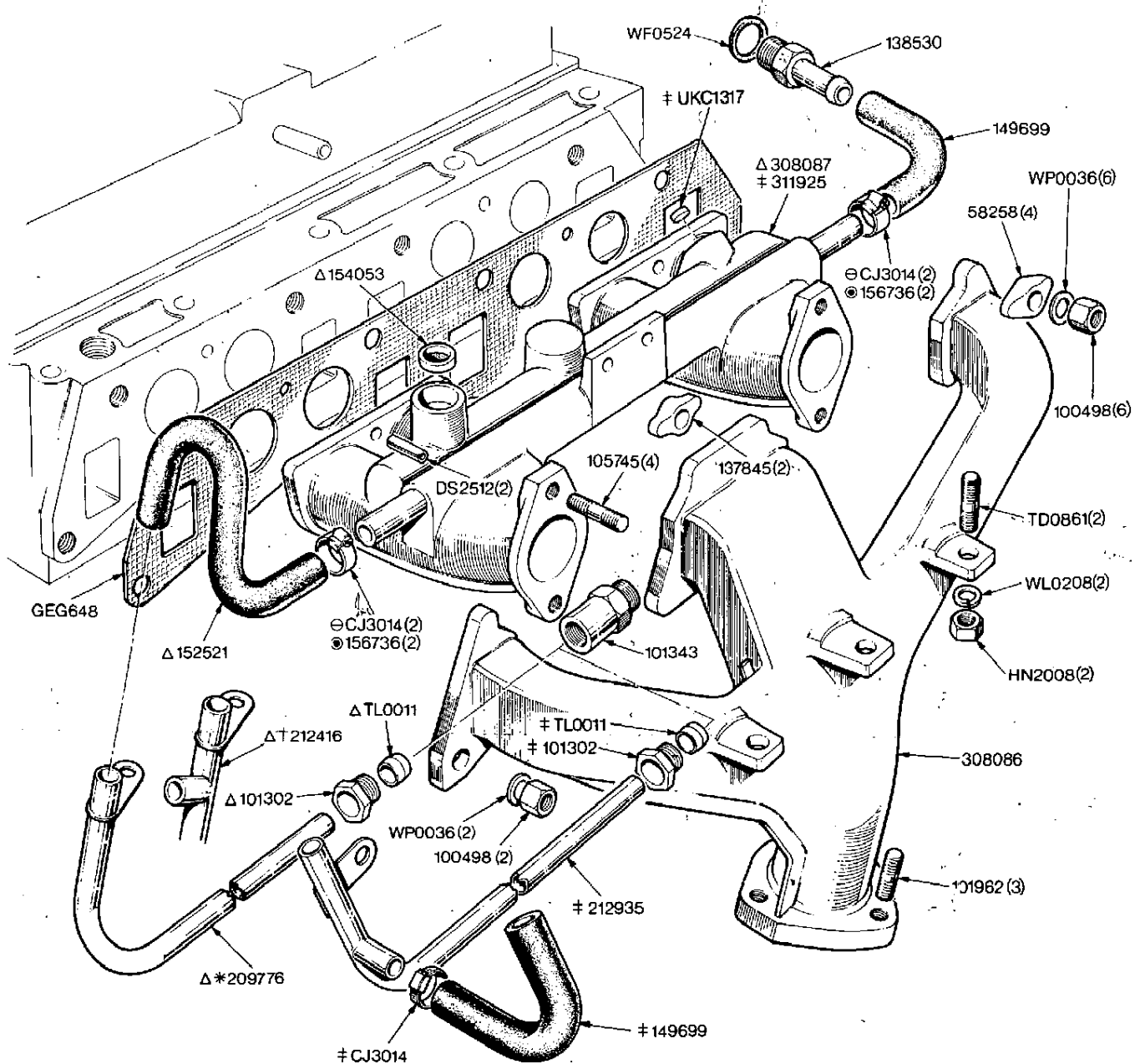
**1300 ENGINE - Oil Pump, Oil Filter.**



NOTE  
 217058 Oil Pump Assembly 1off  
 (Comprising items marked Δ)  
 \* Alternatives to †

SPITFIRE MK IV (1973) 09-26 B3013

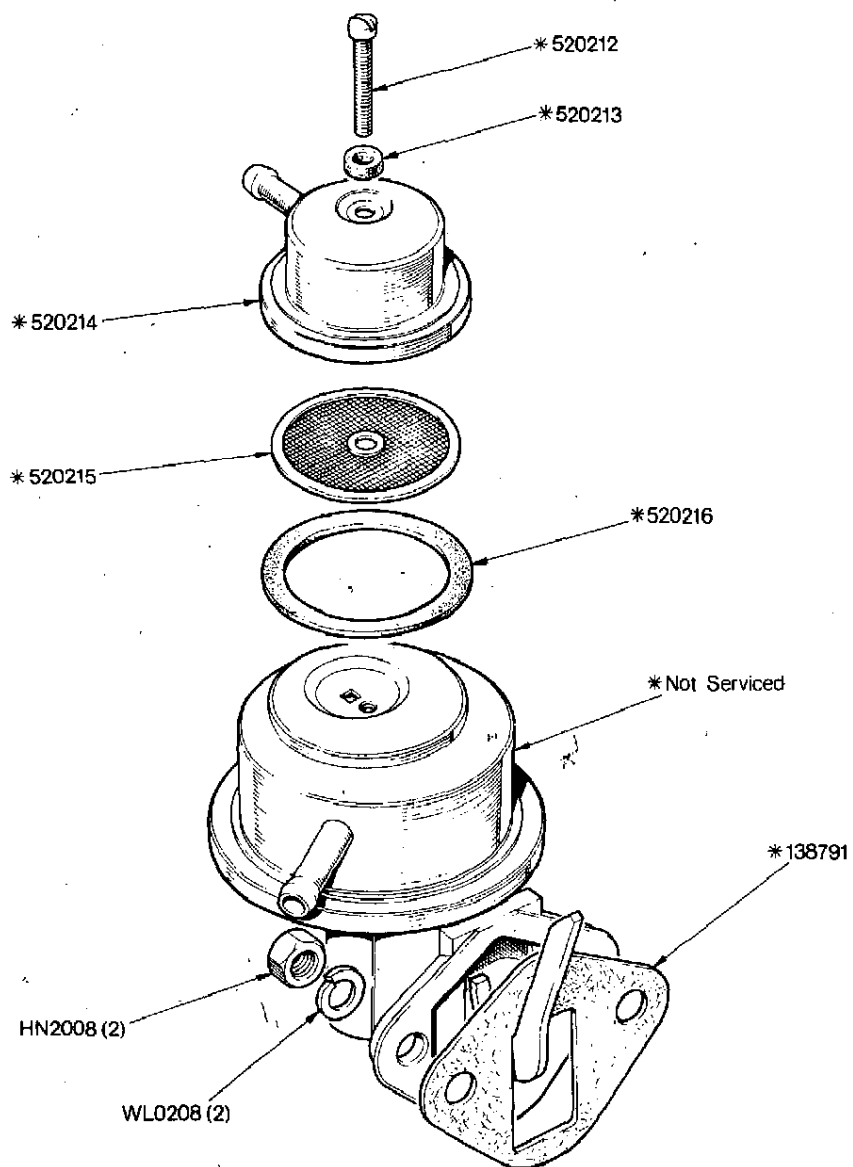
**1300 ENGINE - Manifolds (All Markets except U.S.A.)**



**NOTE**  
 \* 209776 Required when heater is not fitted  
 † 212416 Required when heater is fitted  
 ⊖ Alternative to ⊙  
 Δ Fitted up to Engine No. FH59688E  
 † Fitted from Engine No. FH59689E

**SPITFIRE MKIV (1973)** 09-27 B3014/3

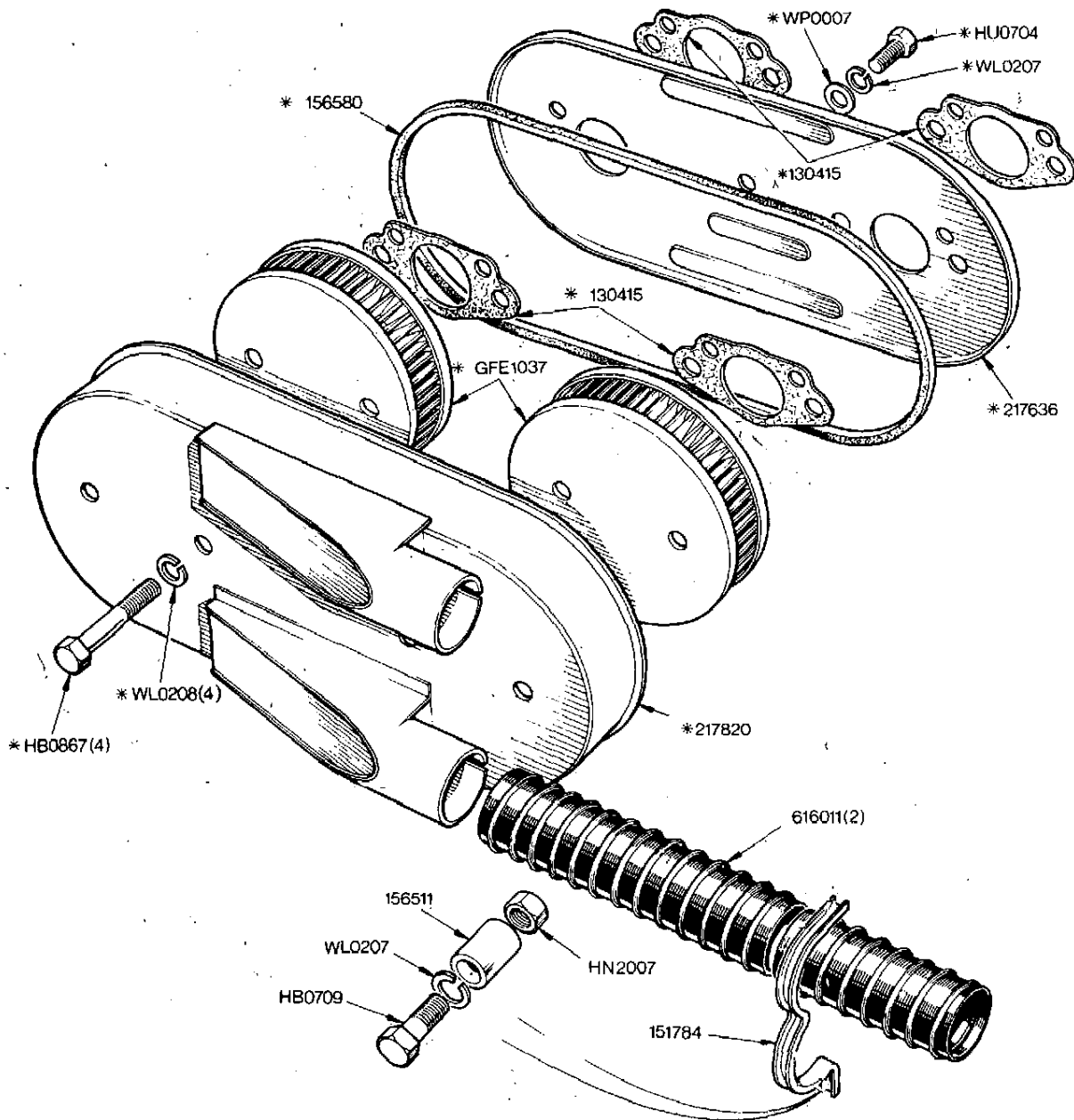
# 1300 ENGINE - Petrol Pump



**NOTE**

312343 Petrol Pump Assembly (Unitac) 1 off (Comprising items marked thus \*)  
520217 First Aid Kit (Unitac type)

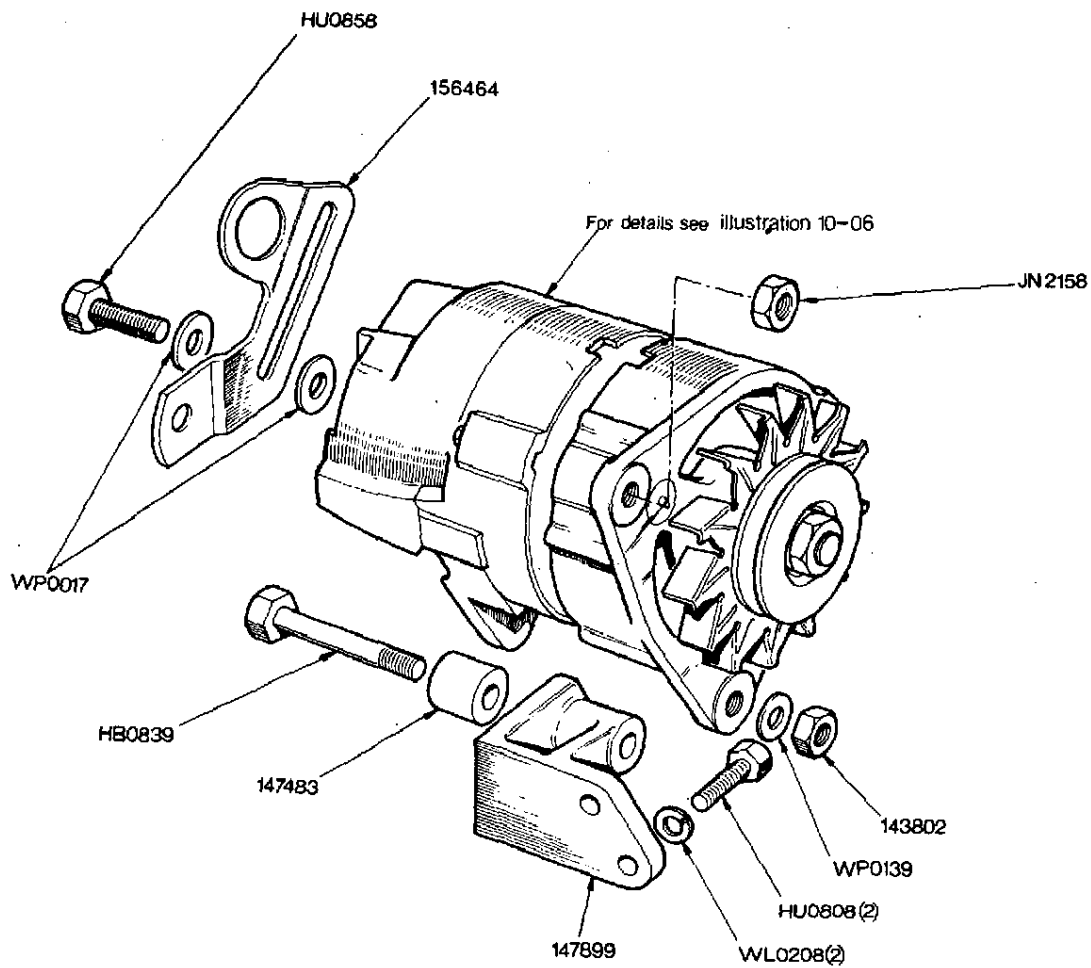
1300 TWIN CARB ENGINE—Air Cleaner.



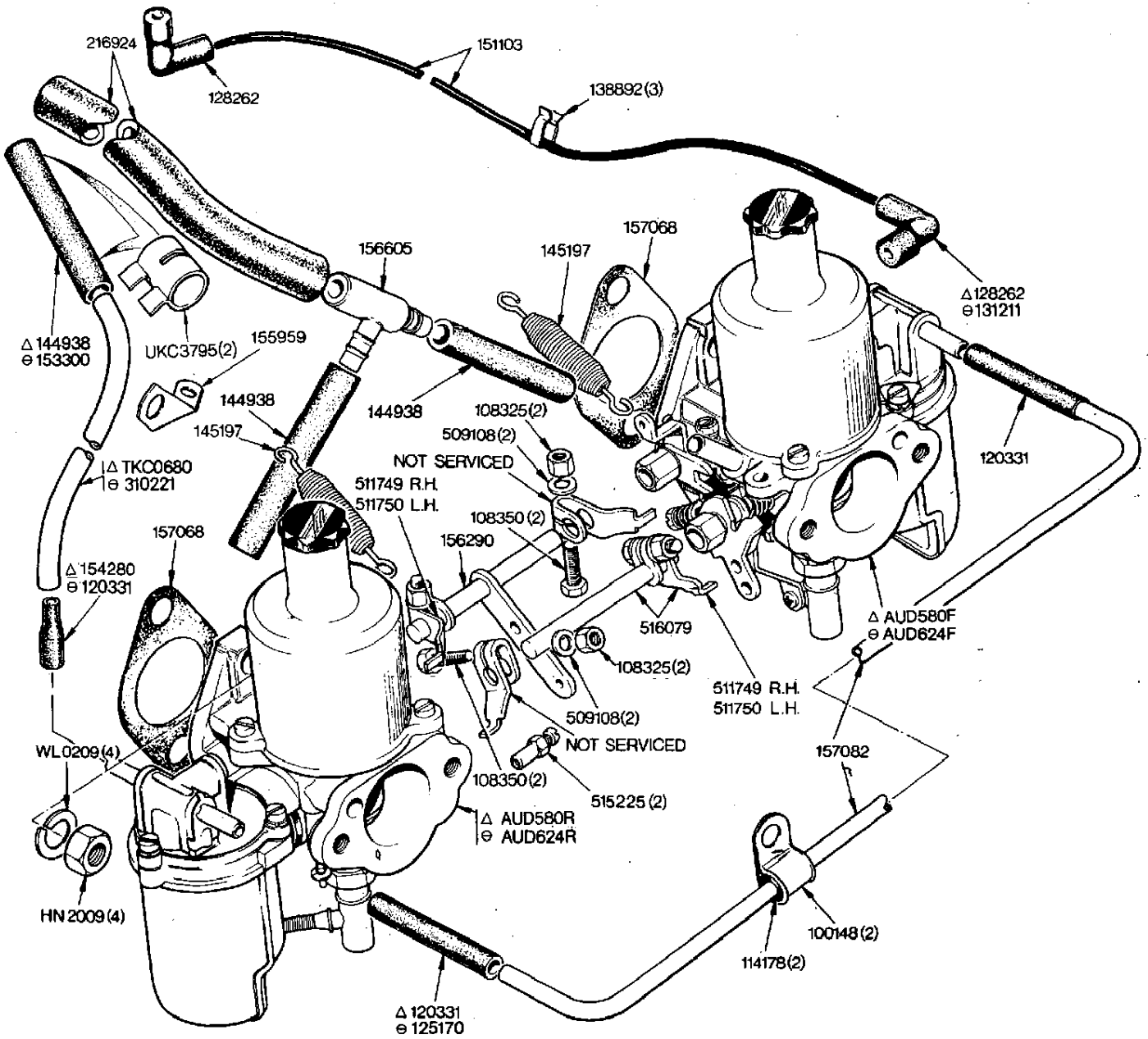
NOTE  
\* 217822 Air Cleaner and Silencer Assembly 1off

SPITFIRE MK IV (1973) 09-30 B3017

# 1300 ENGINE-Alternator Mounting



# 1300 TWIN CARB ENGINE - Carburettor Assembly and Pipes

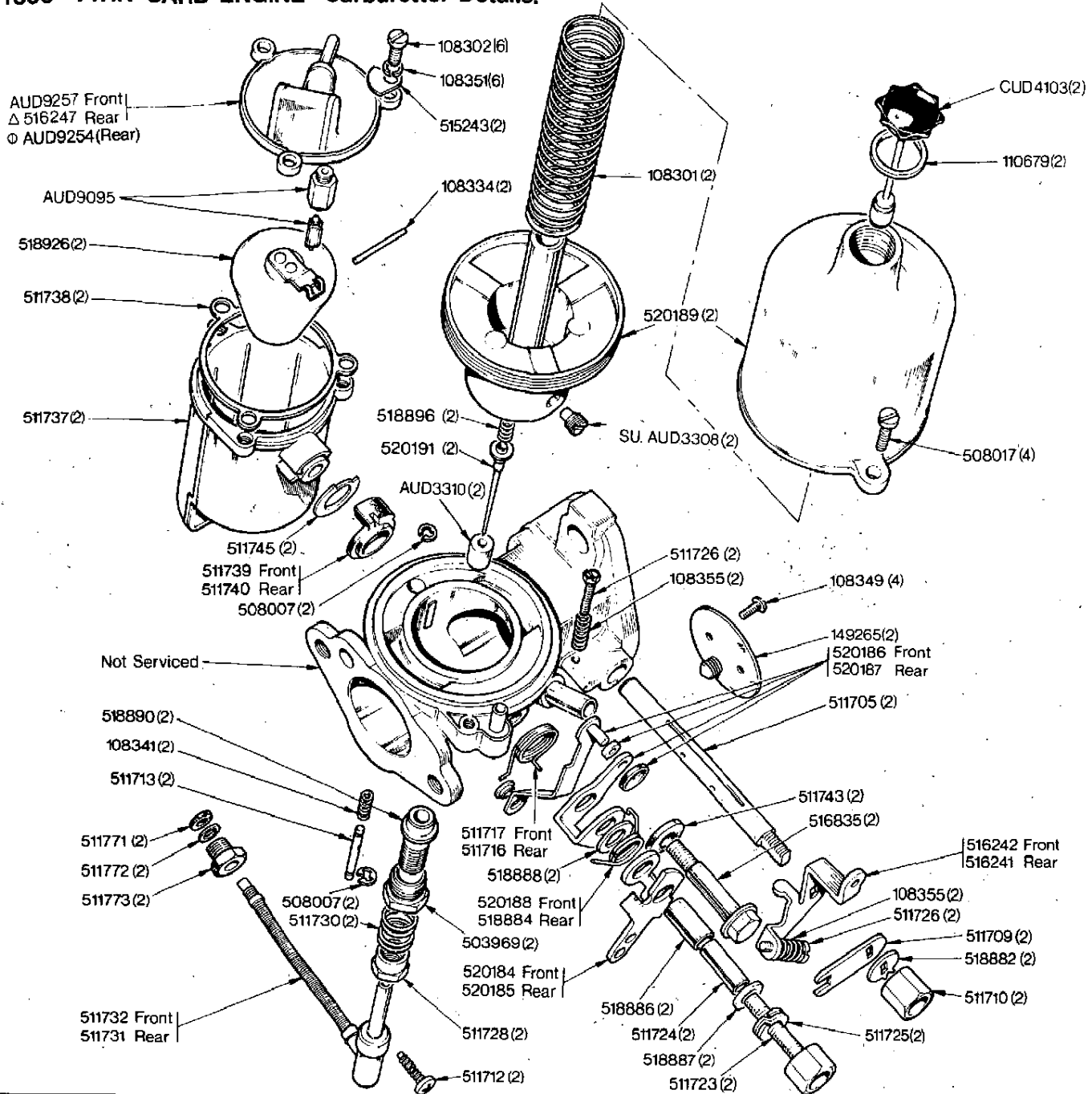


**NOTE**

For Carburettor details see illustration 09-32  
 Δ Fitted up to Engine No. FH59688E  
 @ Fitted from Engine No. FH59689E

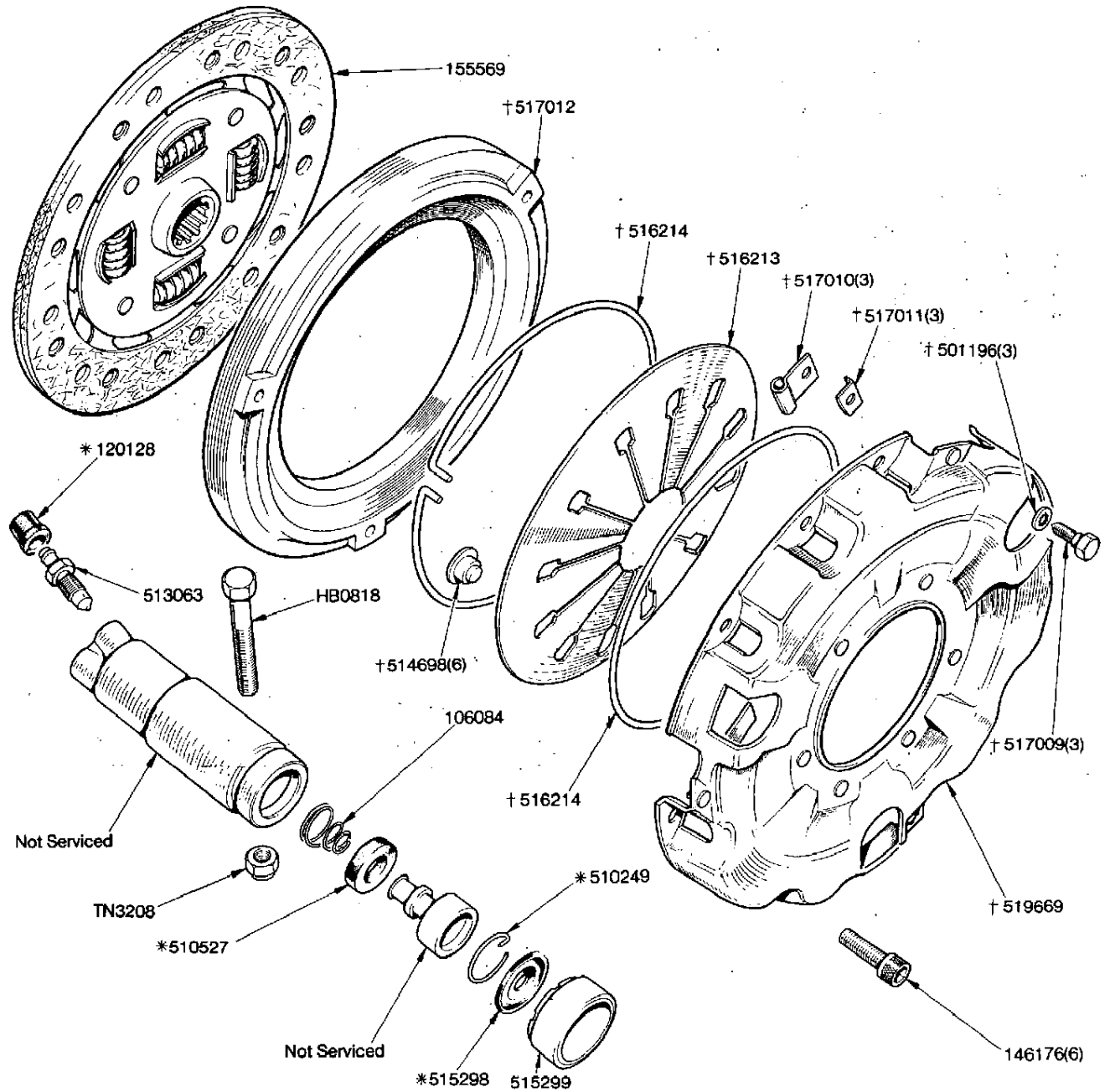


# 1300 TWIN CARB ENGINE - Carburettor Details.



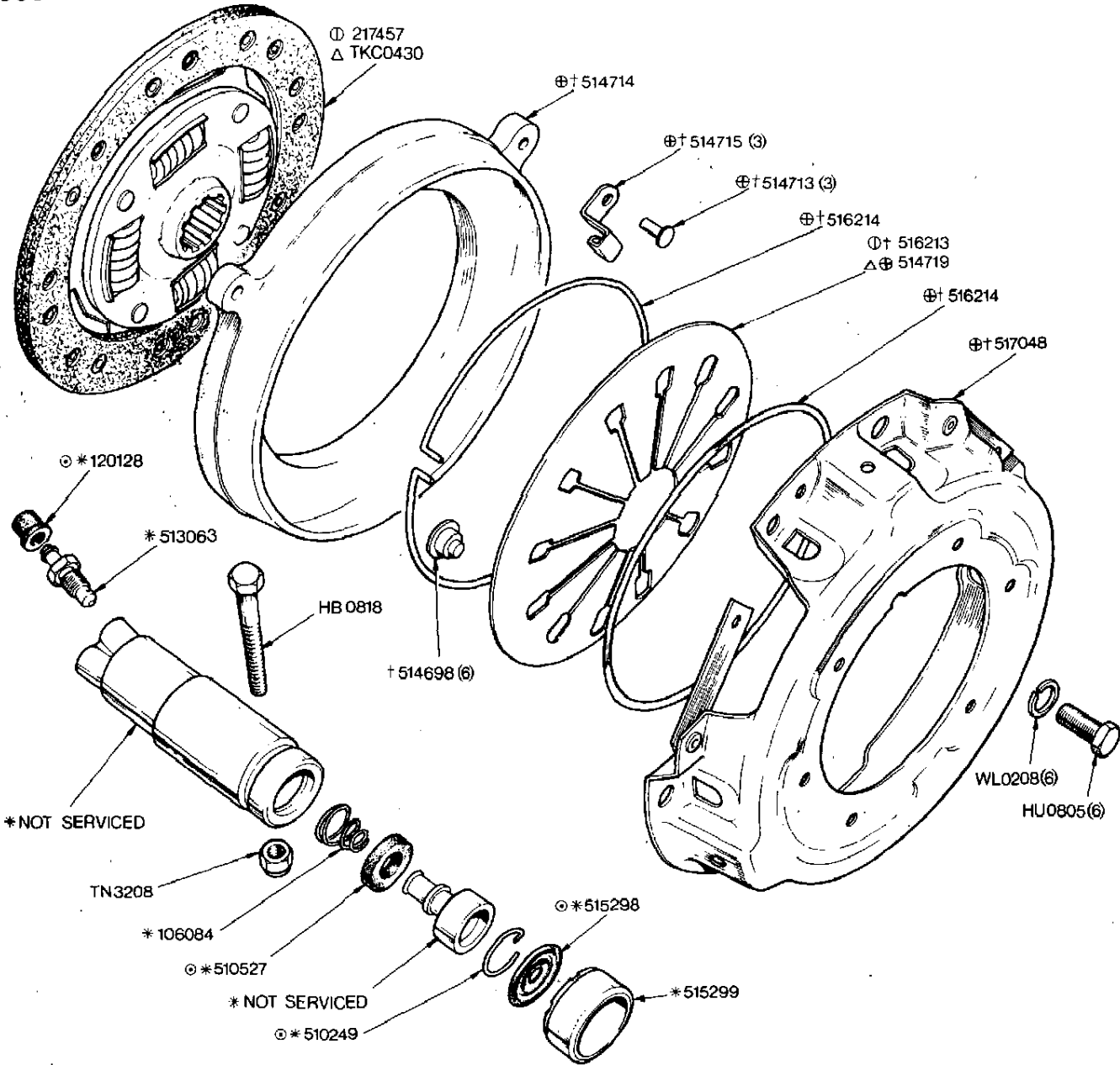
Δ Fitted up to Engine No.FH59688E  
 ○ Fitted from Engine No.FH59689E

# 1500 ENGINE - Clutch and Slave Cylinder



NOTE		
214538	Clutch Cover Assembly (Comprising items marked thus †)	1 off
519358	Facing Package, driven plate	1 off
144716	Clutch Slave Cylinder Assembly	1 off
515297	Service Kit (slave cylinder) (Comprising items marked thus *)	1 off

# 1300 ENGINE Clutch and Slave Cylinder



**NOTE**

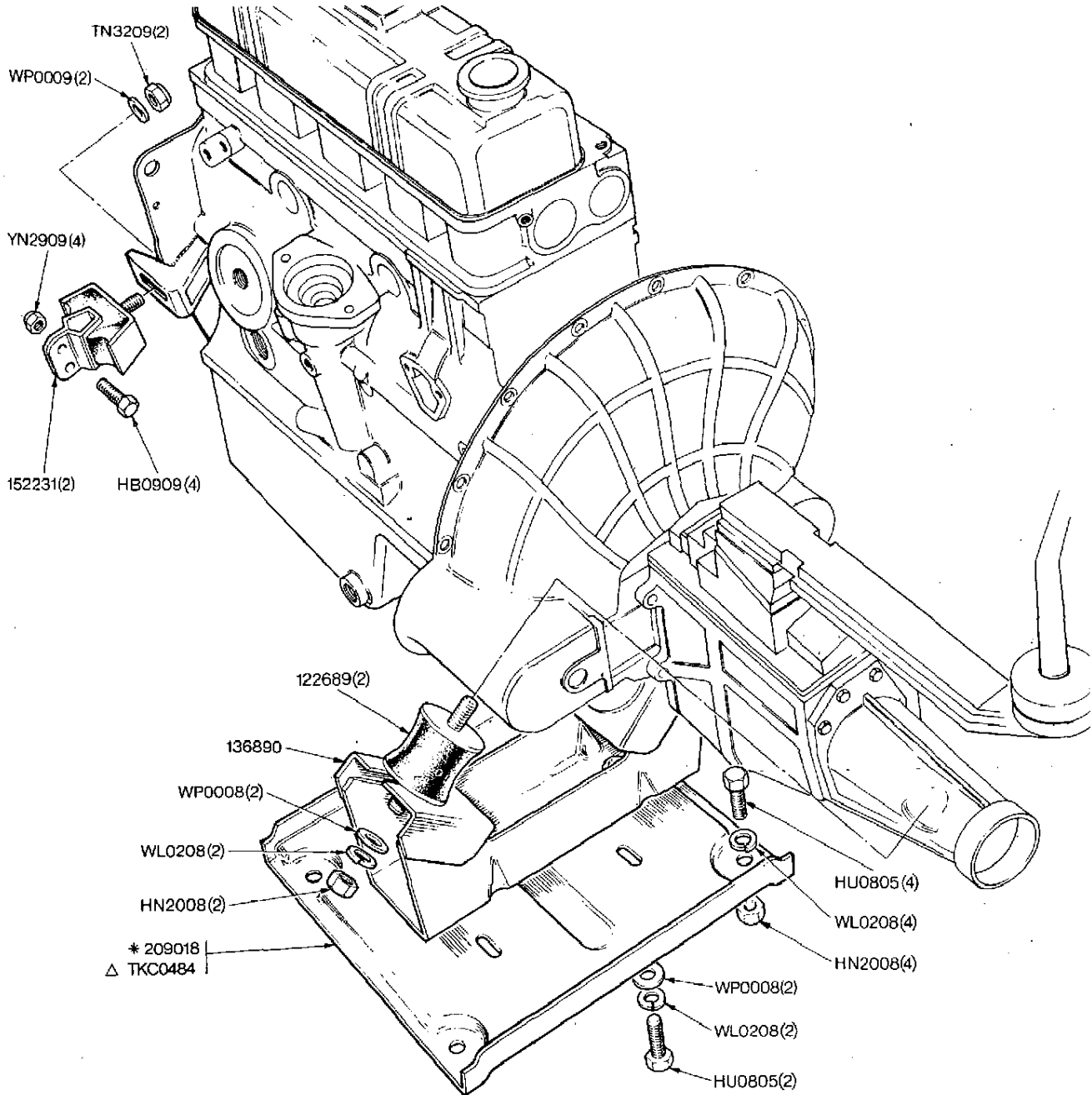
⊕ GCC134 Clutch Cover Assembly (Comprising items marked thus †)	1off	⊕ Fitted up to. Engine No. FH 61824
Δ 212037 Clutch Cover Assembly (Comprising items marked thus ⊕)	1off	Δ Fitted from. Engine No. FH 61825
144716 Clutch Slave Cylinder Assembly (Comprising items marked thus*)	1off	
515297 Service Kit (Slave cylinder) (Comprising items marked thus⊕)		
⊕ 515277 Facing Package, driven plate (not illustrated)		
Δ RTC0273 Facing Package, driven plate (not illustrated)		

SPITFIRE MK IV (1973)

09-35

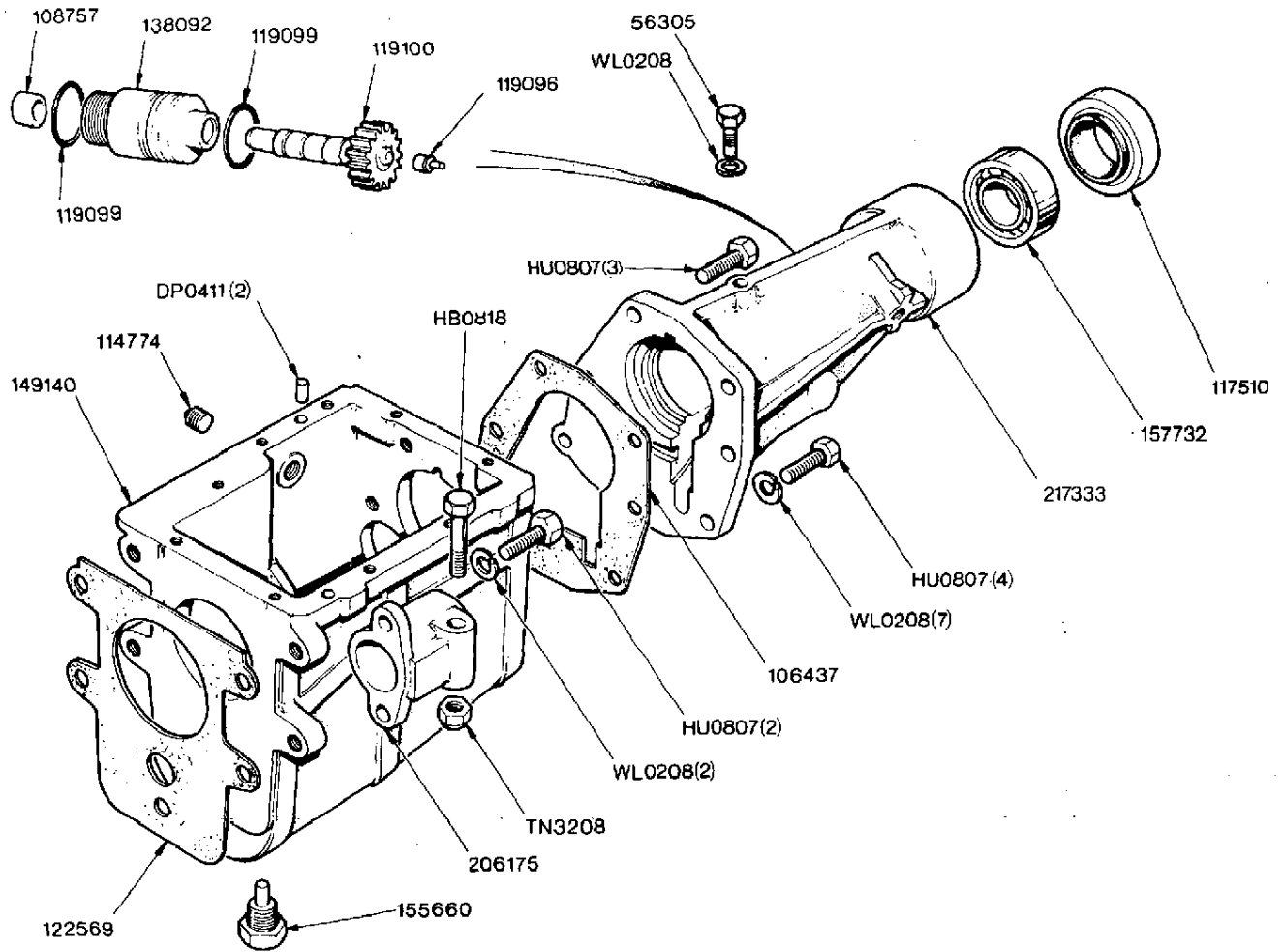
B3021/2

# ENGINE MOUNTING



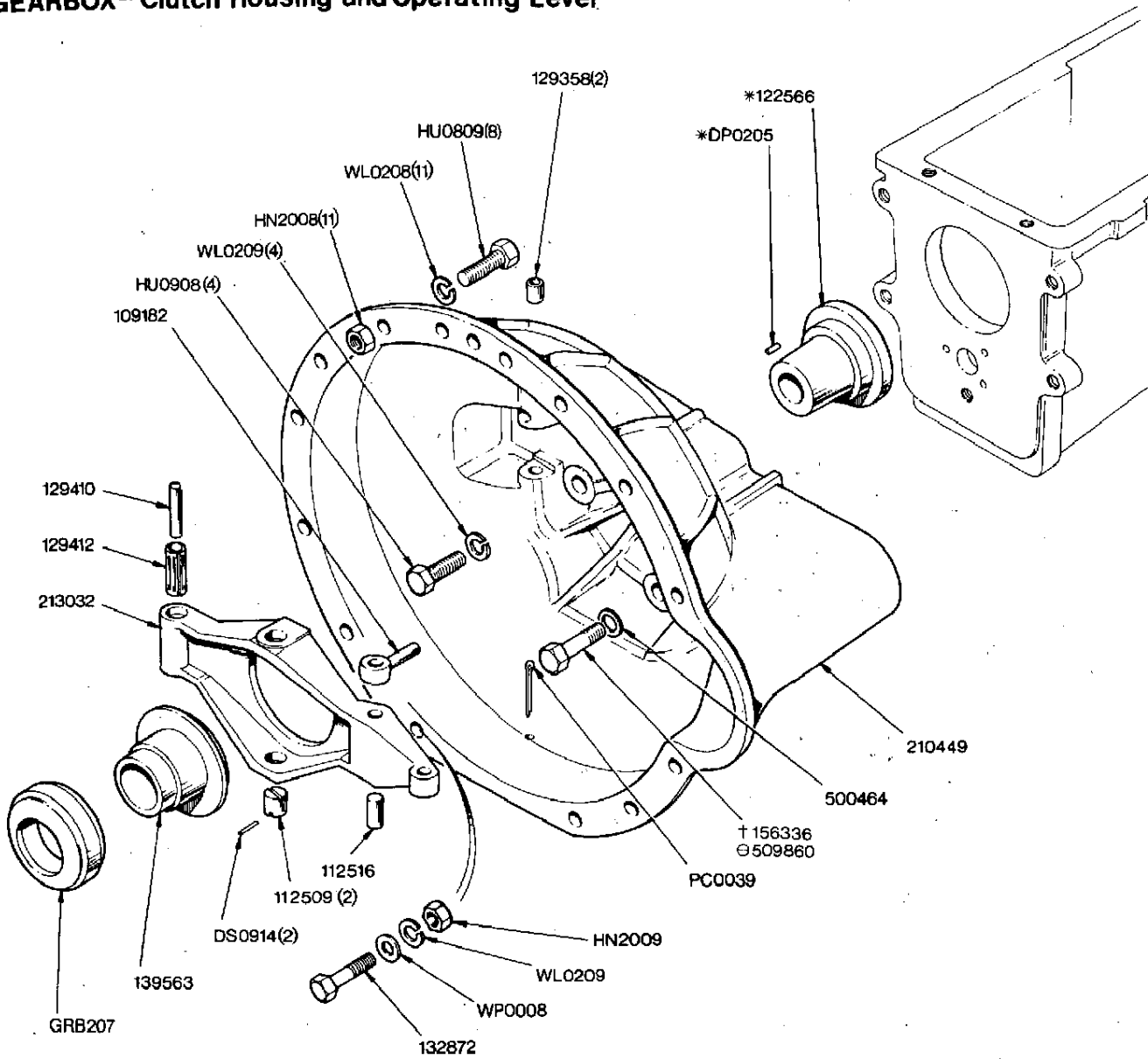
**NOTE**  
 See illustrations 10-74 & 10-78 for Rear Mounting Details when Overdrive is fitted  
 \* Fitted up to Commission No. FH60000 and FM10,000U  
 Δ Fitted from Commission No. FH60001 and FM10001U

# GEARBOX - Casing, Speedo Driven Gear



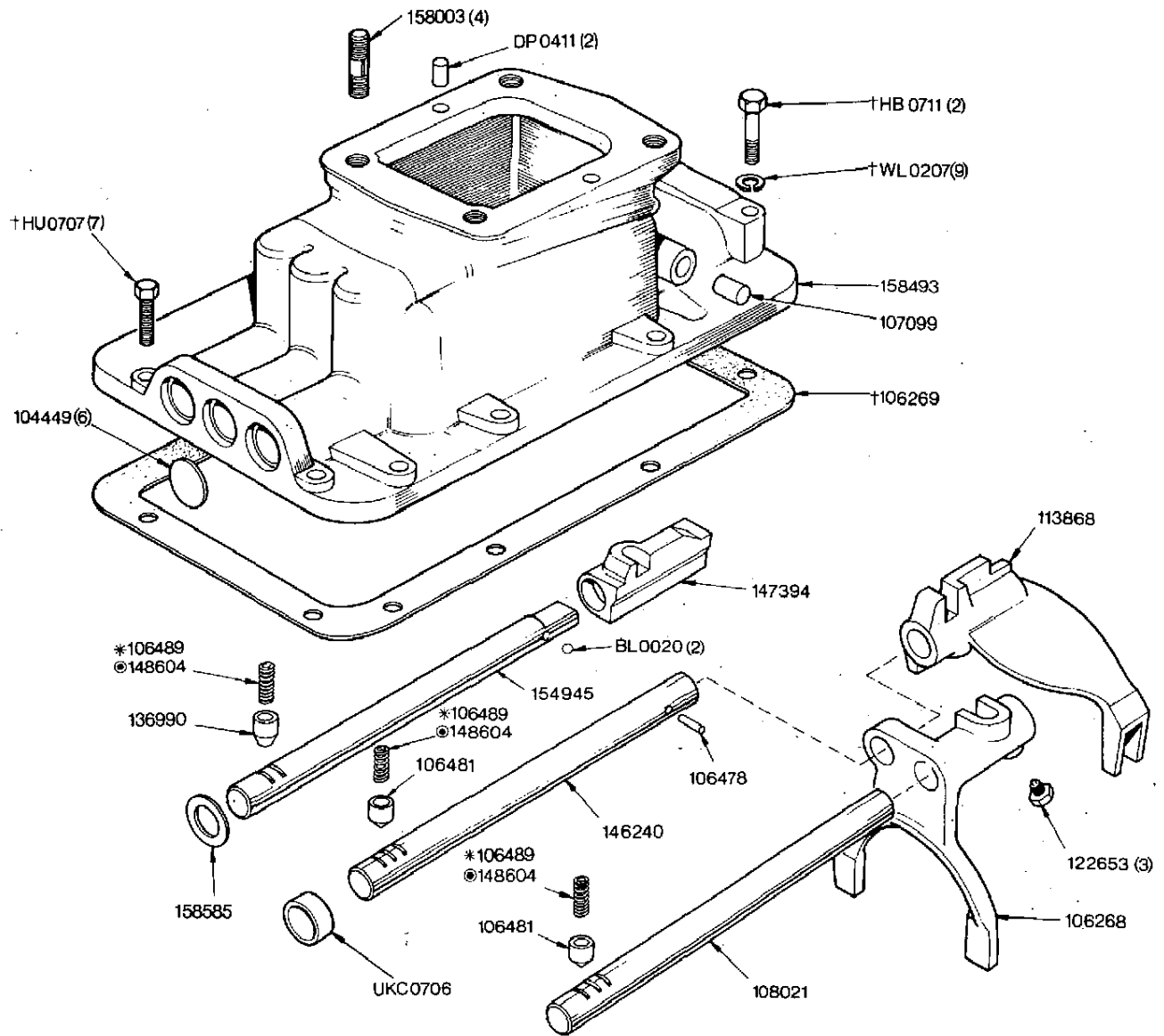
NOTE		
521066	Gearbox Assembly (Less Top Cover Extension and Hand Lever Assembly)	1 off
521067	Gearbox Assembly (Reconditioned Unit) (Less Top Cover Extension and Hand Lever Assembly)	1 off
520432	Gearbox Assembly (Over Drive Only) (Less Extension Top Cover Extension and Hand Lever)	1 off
521068	Gearbox Assembly (Overdrive only) - Reconditioned Unit (Less Extension, Top Cover Extension and Hand Lever)	1 off
520426	Gearbox Assembly (Less Top Cover Extension and Hand Lever Assembly)	1 off
521069	Gearbox Assembly (Reconditioned Unit) (Less Top Cover Extension and Hand Lever Assembly)	1 off
UKC1959	Gearbox Assembly (Overdrive only) (Less Extension, Top Cover Extension and Hand Lever)	1 off
UKC1960	Gearbox Assembly (Overdrive only) - Reconditioned Unit (Less Extension, Top Cover Extension and Hand Lever)	1 off
NOTE: Gearbox Assemblies comprise details on this illustration		and illustrations 09-38, 09-39, 09-40, 09-41 and 09-42
<b>SPITFIRE MK IV (1973) &amp; SPITFIRE 1500</b>		<b>09-37</b>

# GEARBOX - Clutch Housing and Operating Lever



NOTE  
 \*Part of Clutch Housing Assembly 210449  
 †156336 Alternative to Ø 509860

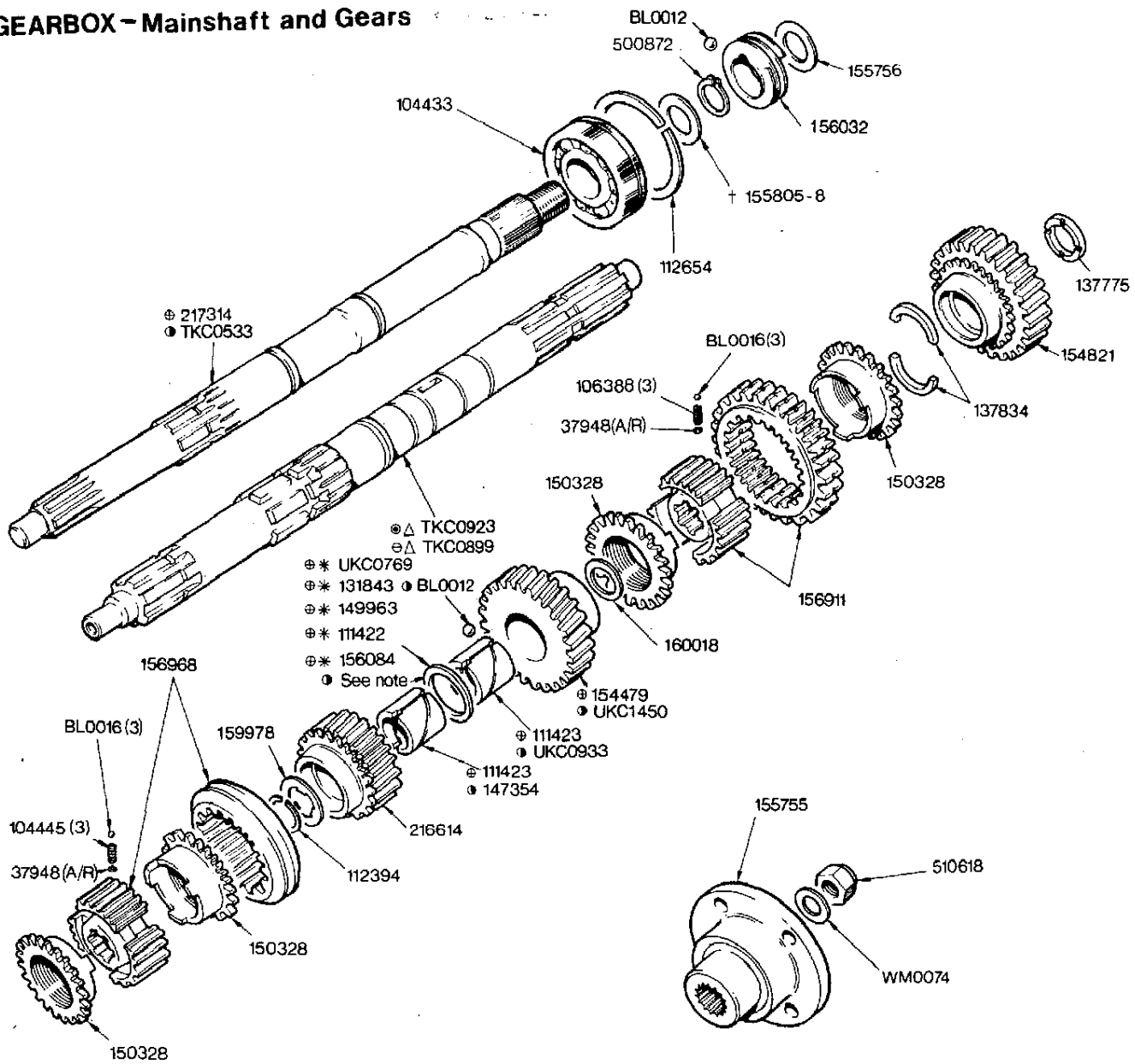
# GEARBOX - Top Cover and Selectors



**NOTE**

520429 Top Cover Assembly 1 off  
 (Comprising all items on this plate except those marked thus †)  
 \* Alternative fitment ⊙

# GEARBOX - Mainshaft and Gears



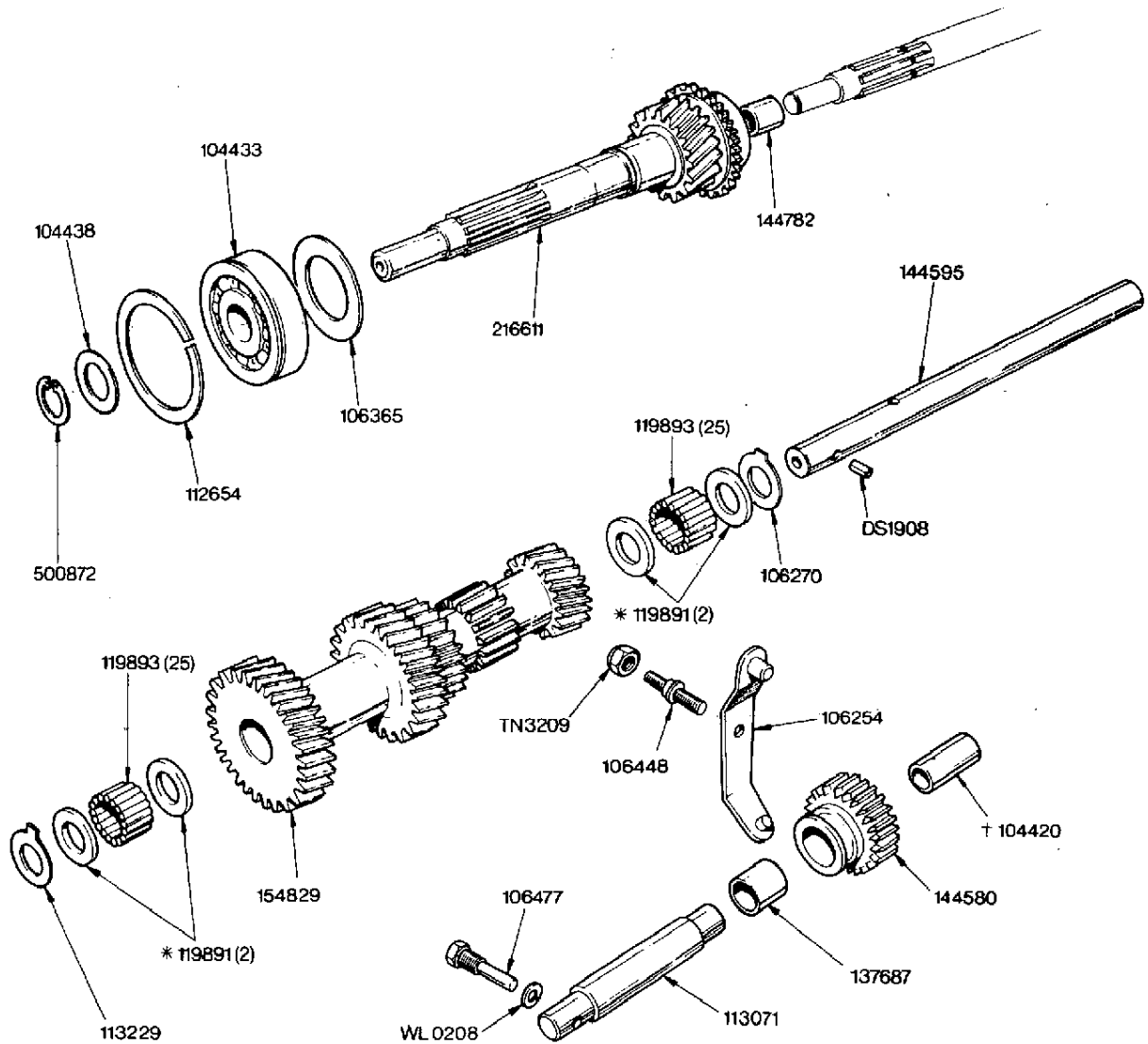
**NOTE**

† 155805	Washer (.119"/.121" Self Colour) A/R	Between centre bearing and circlip
† 155806	Washer (.122"/.124" Green) A/R	
† 155807	Washer (.125"/.127" Blue) A/R	
† 155808	Washer (.128"/.130" Orange) A/R	
⊗ 111422	Washer Thrust (.152"/.154")	Alternatives
⊗ 149963	Washer Thrust (.1565"/.1585")	
⊗ 131843	Washer Thrust (.161"/.163")	
⊗ 156084	Washer Thrust (.165"/.167" coloured Orange)	
⊗ UKC0769	Washer Thrust (.169"/.171")	

- △ Overdrive units only
- ⊗ Fitted up to
- Fitted from
- UKC 0934 Washer Thrust (.198"/.200")
- UKC 0935 Washer Thrust (.201"/.203")
- UKC 0936 Washer Thrust (.204"/.206")
- UKC 0937 Washer Thrust (.207"/.209")
- ⊗ Fitted up to Gearbox No. only
- ⊗ Fitted from Gearbox No.



# GEARBOX—Constant Pinion, Countershaft and Reverse Shaft Gears

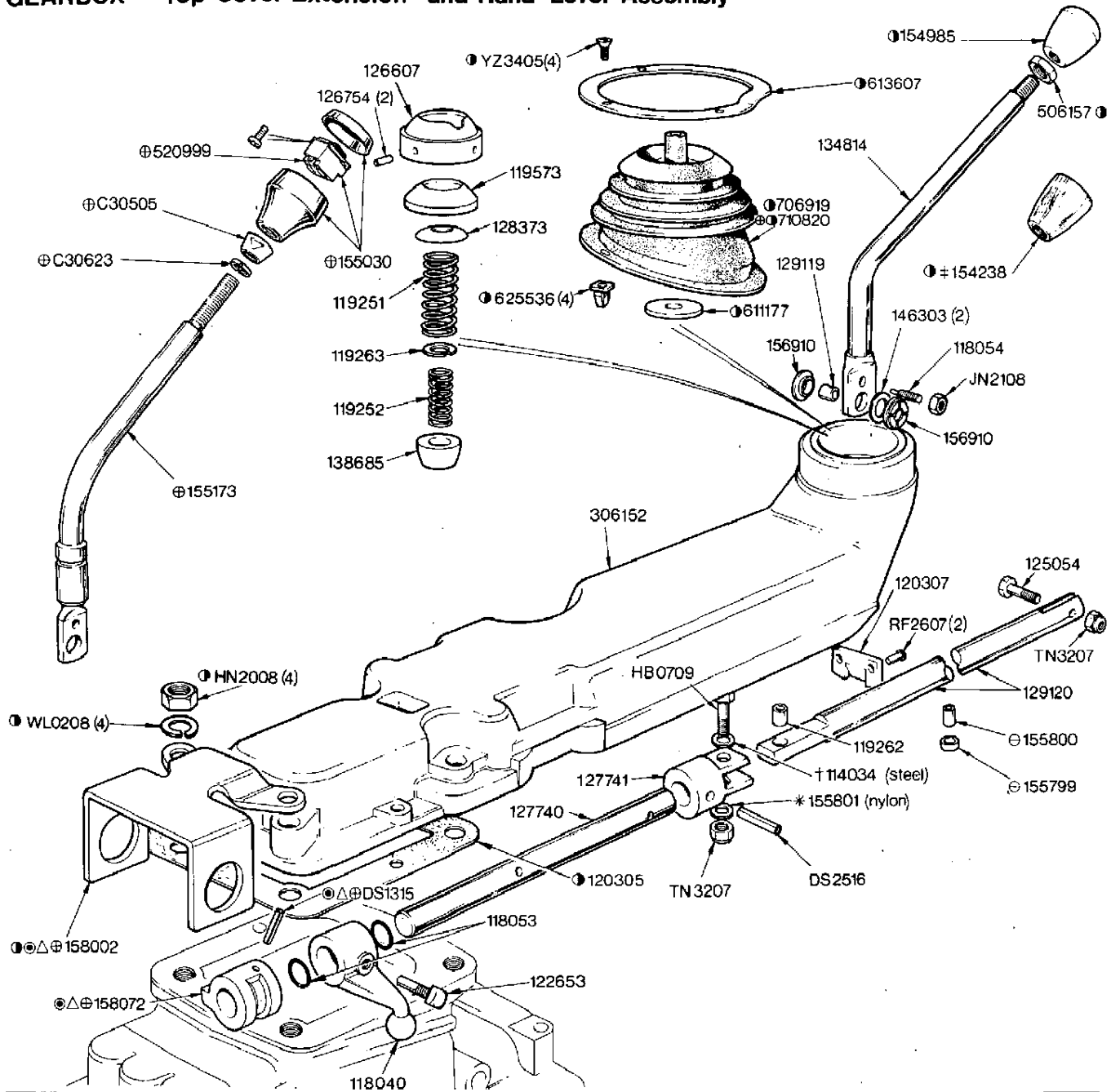


**NOTE**

\* Part of Cluster Assembly 154829

† Part of Gear Assembly 144580

# GEARBOX - Top Cover Extension and Hand Lever Assembly



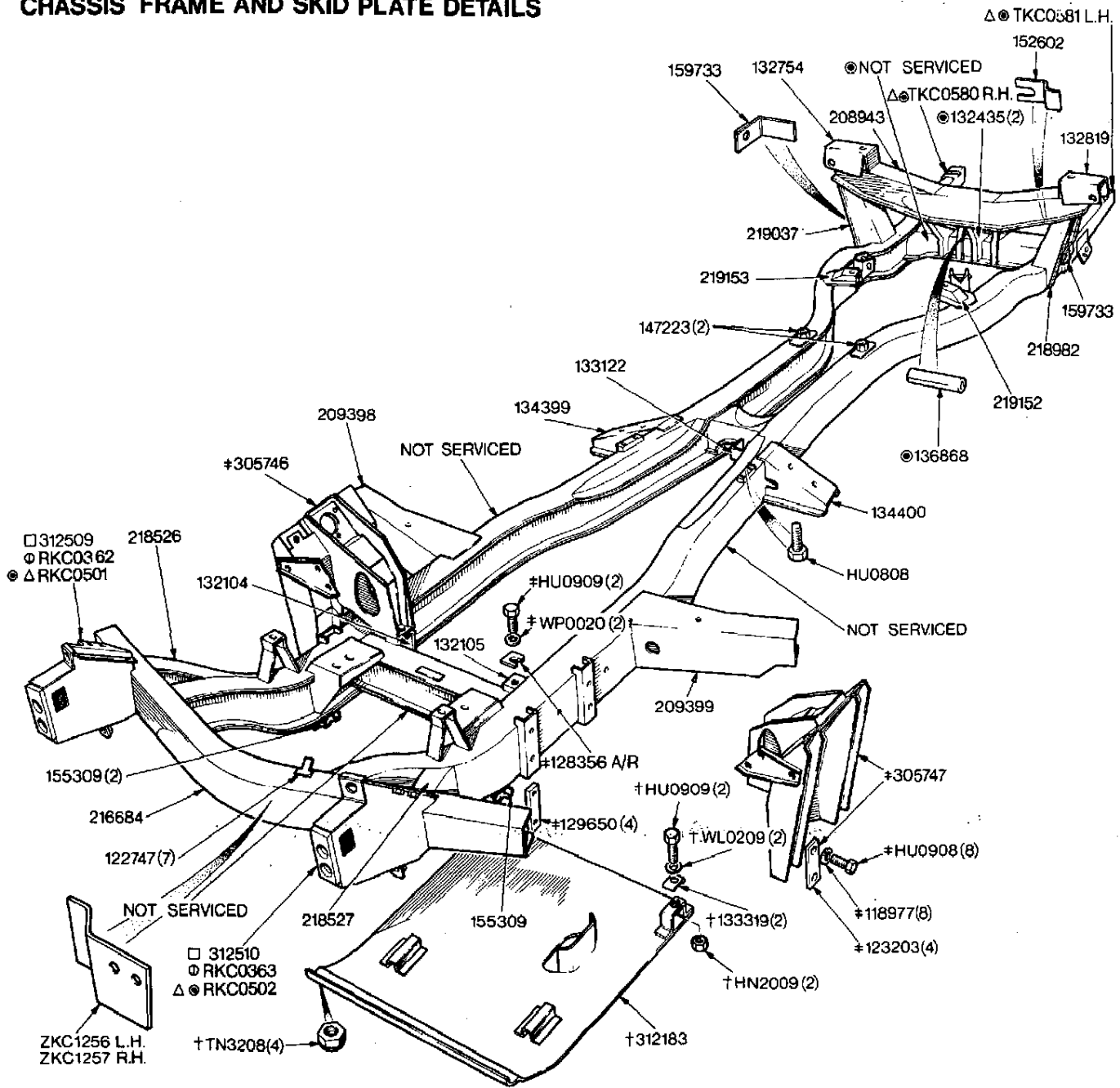
**NOTE**

- 520543 Top Cover Extension and Hand Lever Assembly 1 off
- ⊕ 521031 Top Cover Extension and Hand Lever Assembly 1 off
- Comprising all items above except those marked ⊕
- ⊖ 155799 Bush } Alternative to 119262
- ⊖ 155800 Spacer }
- † 114034 Washer (Steel) -2 off  
(Use with 119262 Bush)
- \* 155801 Washer (Nylon) -2 off  
(Use with 155799 Bush and 155800 Spacer)

- ‡ Special order only
- ⊕ Items marked thus are fitted to overdrive vehicles only
- △ Items marked thus required when seat sensor device fitted
- ⊙ Fitted from Commission No.

SPITFIRE MK IV (1973) & SPITFIRE 1500

# CHASSIS FRAME AND SKID PLATE DETAILS



**NOTE**

† (Special orders only) -Not supplied as part of complete Chassis Assemblies:

- 219056 Rear Cross member and Axle Mounting assembly (Comprising items marked ⊙)
- 403066 Chassis Frame complete fitted up to Commission No. FH60000 and FM10000U (U.S.A)
- PKC0058 Chassis Frame complete fitted from Commission No. FH60001
- ⊙ PKC0053 Chassis Frame complete fitted from Commission No. FM10001U (U.S.A.)

NOTE Chassis Frames complete comprise all items on this Plate except those marked + or †

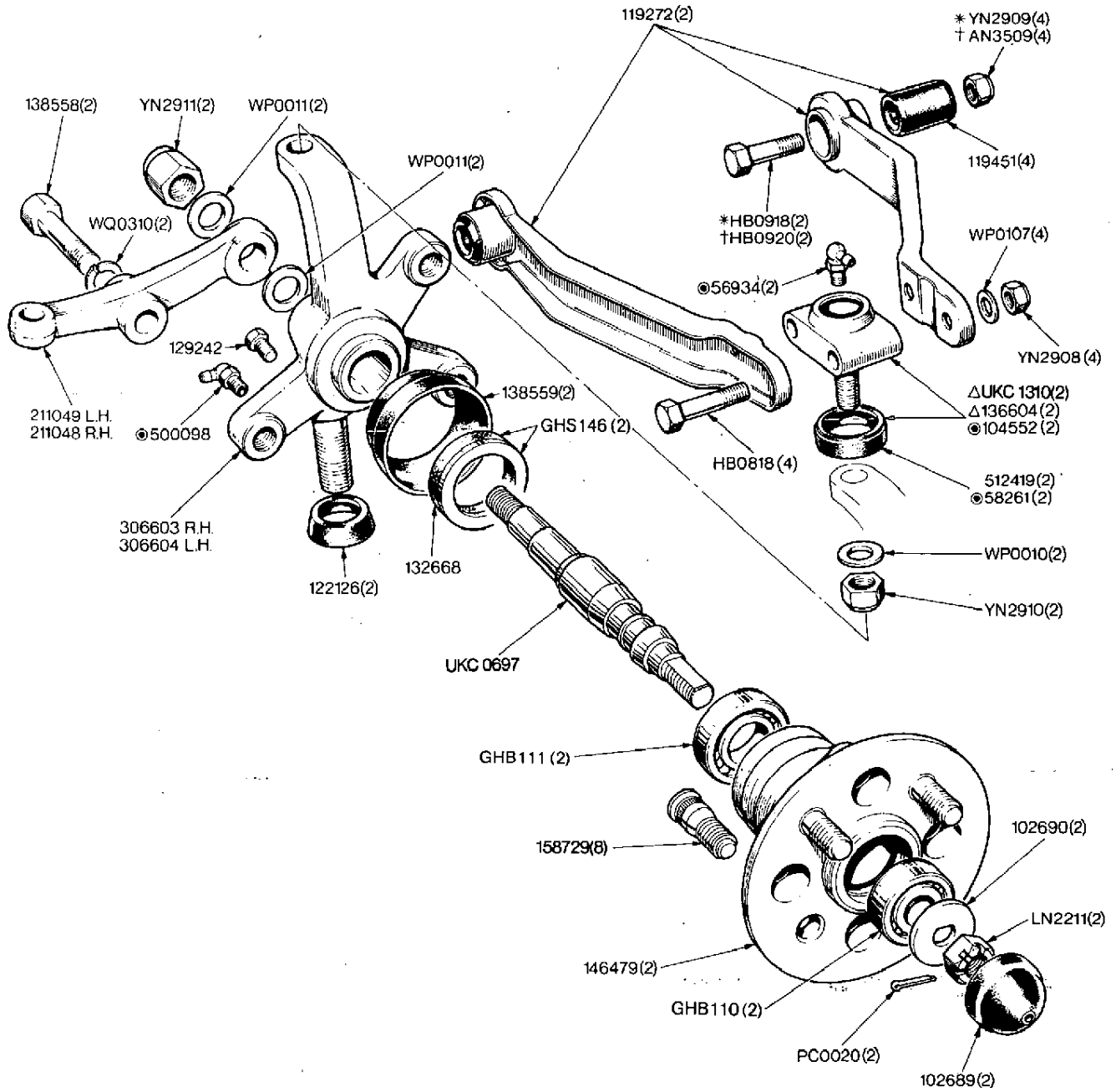
⊙ U.S.A. only

□ Up to Commission No. FH60000 and FM10000U

○ From Commission No. FH60001

△ From Commission No. FM10001U

# FRONT SUSPENSION - Upper Wishbone, Vertical Link, Hub

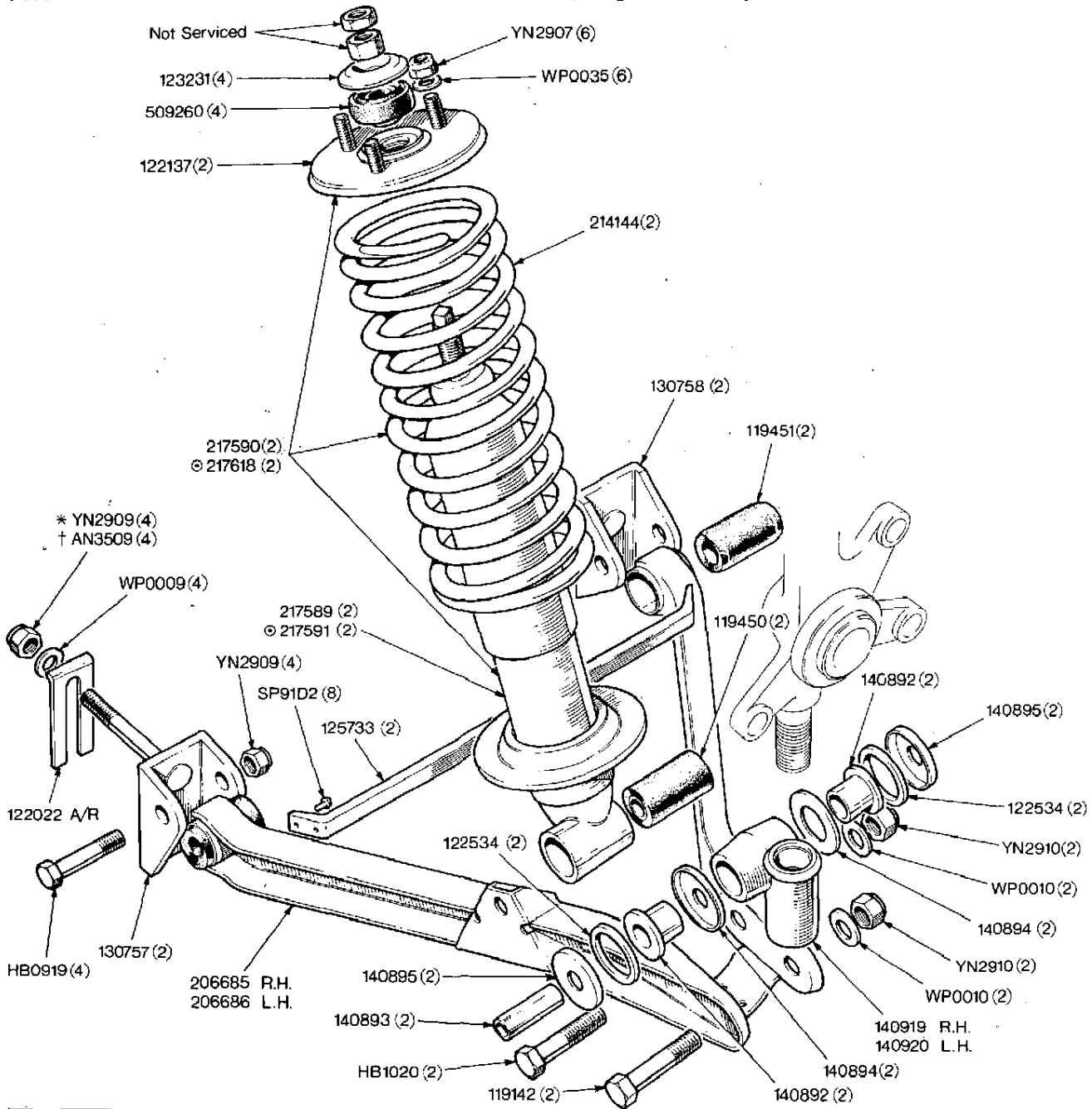


**NOTE**

- |          |  |       |   |
|----------|--|-------|---|
| RKC 0257 | Front Suspension Unit R.H.                                 | 1 off | } Comprising: Upper and Lower Wishbones,<br>Vertical Link, Ball Joint, Stub Axle, Hub,<br>Lower Fulcrum, Steering Tie Rod Lever<br>and Brake Unit |
| RKC 0258 | Front Suspension Unit L.H.                                 | 1 off |   |
| ⊙ 515901 | Front Suspension Unit R.H.<br>(fitted with Grease nipples) | 1 off |   |
| ⊙ 515900 | Front Suspension Unit L.H.<br>(fitted with Grease nipples) | 1 off |   |

\* Alternative to †  
 ⊙ Scandinavian Countries and Special Orders only  
 Δ Alternatives

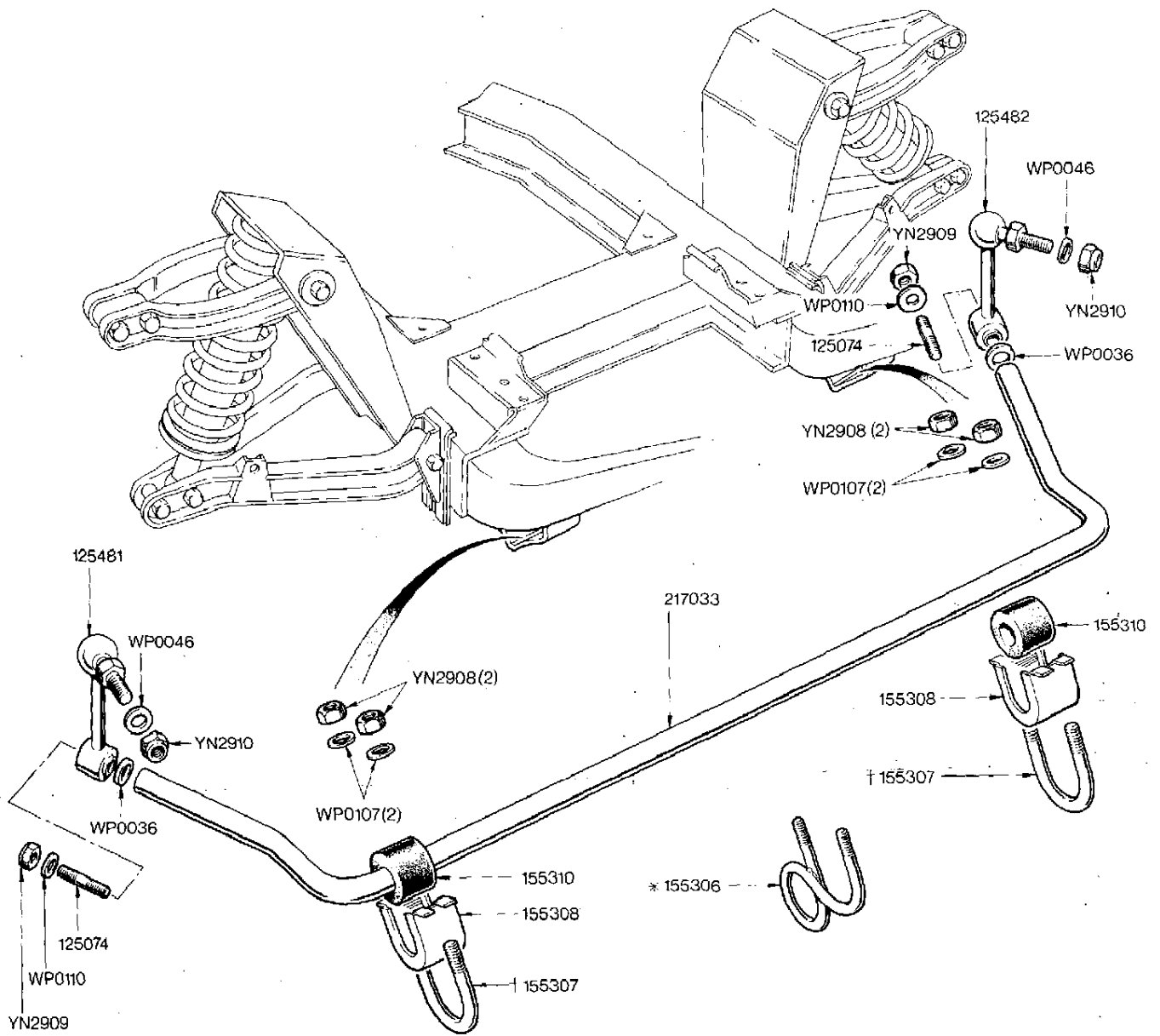
# FRONT SUSPENSION - Lower Wishbone, Road Spring and Damper.



**NOTE**

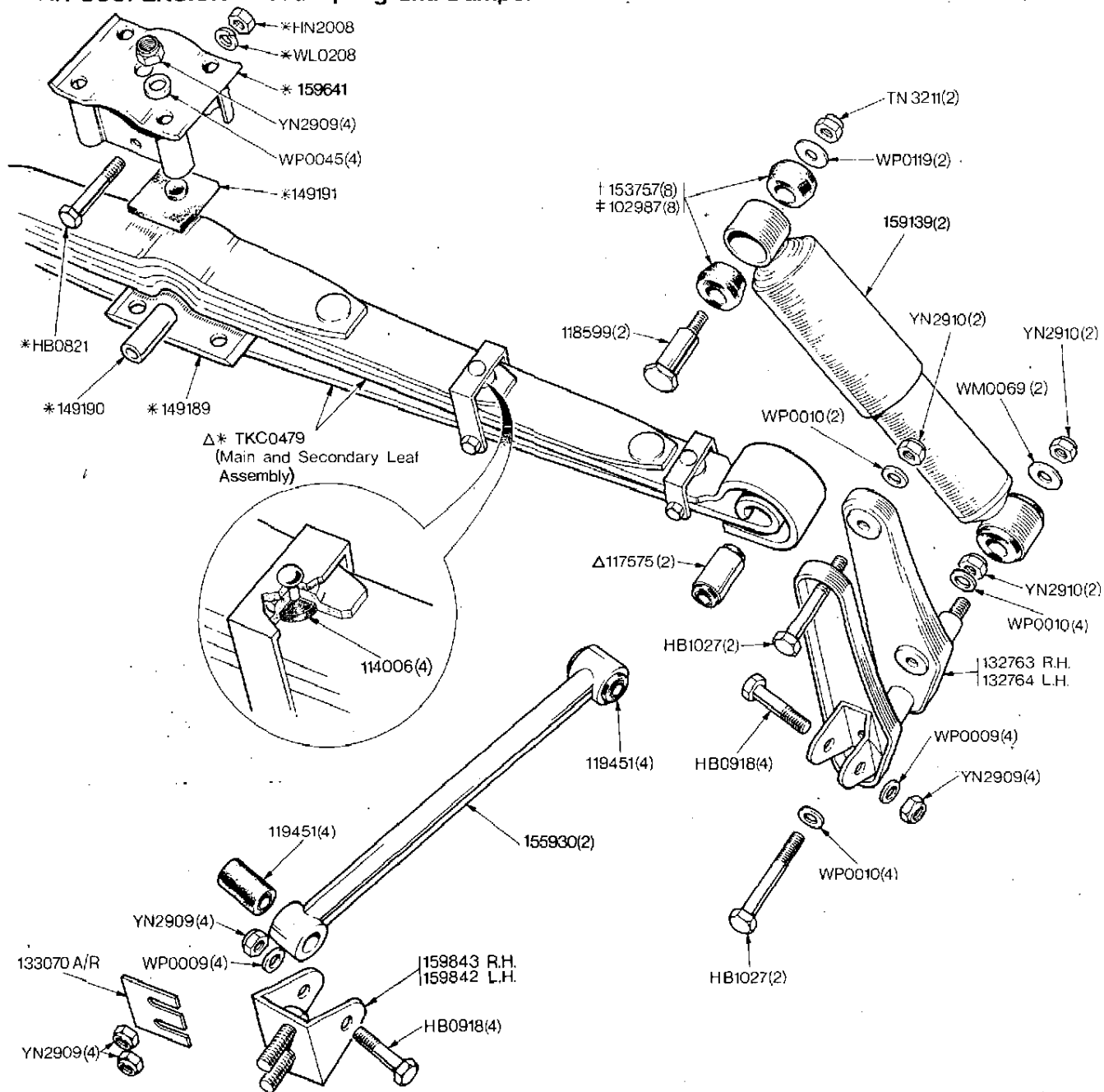
\* Alternative to †  
⊕ Heavy duty only

# ANTI-ROLL BAR



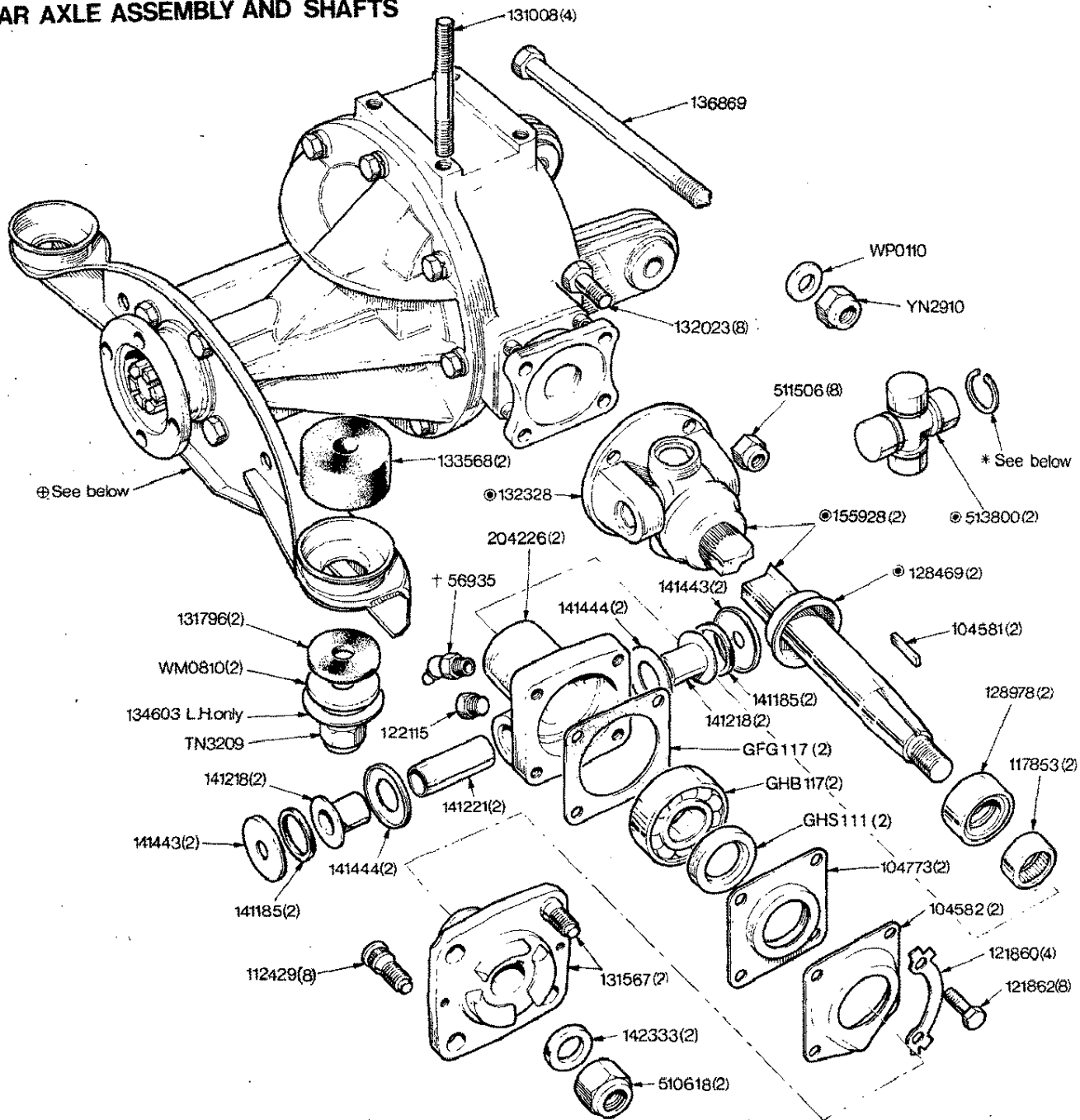
NOTE  
 Items marked thus \* are for Export only  
 Items marked thus † are for Home Market only

# REAR SUSPENSION- Road Spring and Damper



**NOTE**  
 \* Items marked thus comprise the Pivot Bracket and Spring Assy 159640  
 † Items marked thus are for use with Armstrong Dampers only  
 ‡ Items marked thus are for use with Girling and Woodhead Munroe Dampers only  
 Δ Assembly TKC 0479 includes Rubber Bush 117575

# REAR AXLE ASSEMBLY AND SHAFTS



**NOTE**

* 144101	Size .058' - .059'	No Colour	A/R
* 144102	Size .059' - .060'	Yellow	A/R
* 144103	Size .060' - .061'	Orange	A/R
* 144104	Size .061' - .062'	Magenta	A/R

† Fitted to Special Orders only alternative to 122115

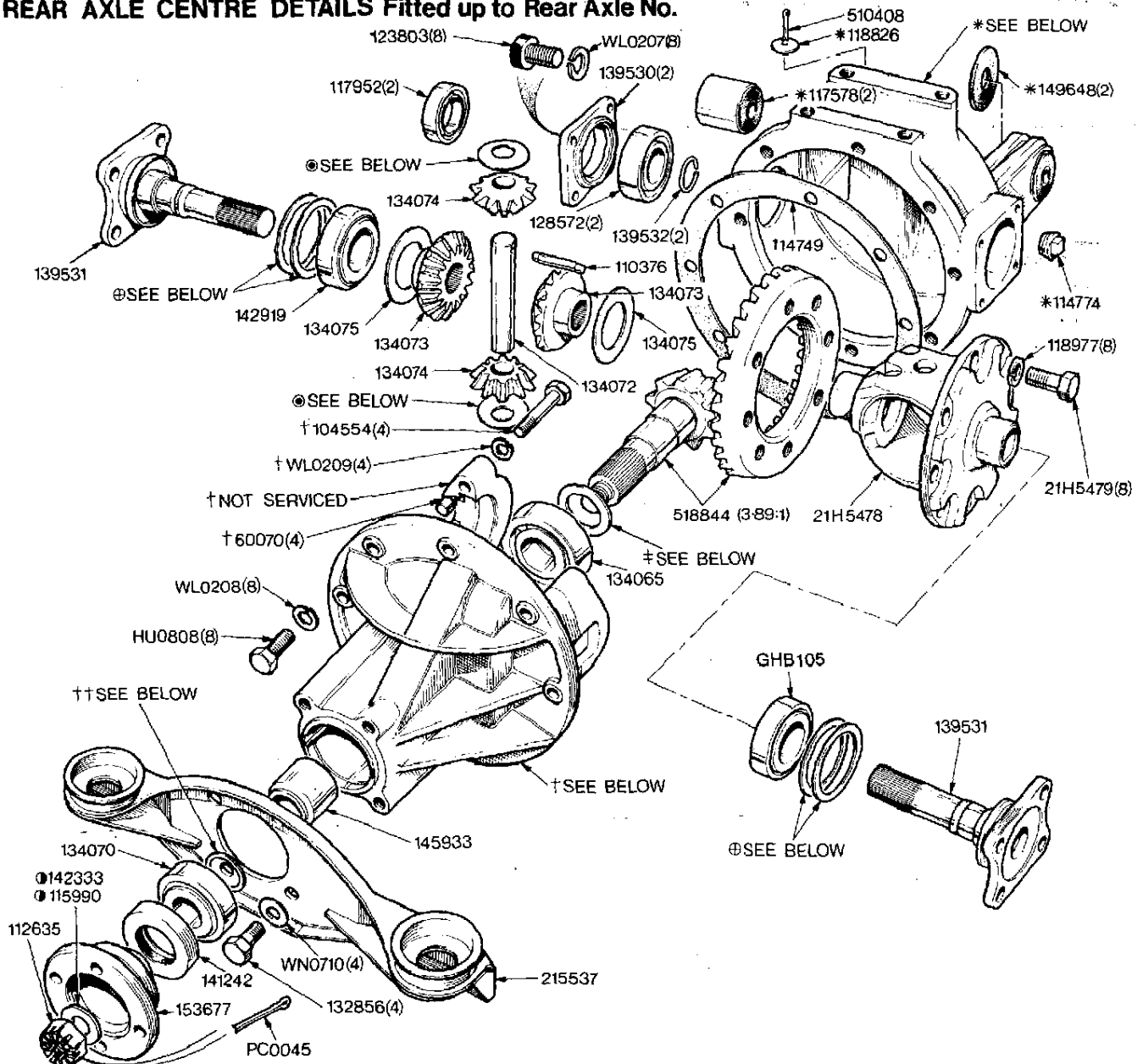
© 155927 Outer Axle Shaft and Flinger Assembly. (Consists of items marked ©)

© NKC 0154 Rear Axle Centre Assembly	3.89:1 Ratio	1 off	Fitted up to
© UKC 1496 Rear Axle Centre Assembly	3.89:1 Ratio; Reconditioned Unit	1 off	For Details see illustration 09-52
© NKC 0155 Rear Axle Centre Assembly	3.89:1 Ratio	1 off	Fitted from
© UKC 1497 Rear Axle Centre Assembly	3.89:1 Ratio Reconditioned Unit	1 off	Identified by Shield over Pinion Flange Nut for details see illustration 09-53

**SPITFIRE MK IV (1973) & SPITFIRE 1500** **09-51** **B3033**



# REAR AXLE CENTRE DETAILS Fitted up to Rear Axle No.



**NOTE**

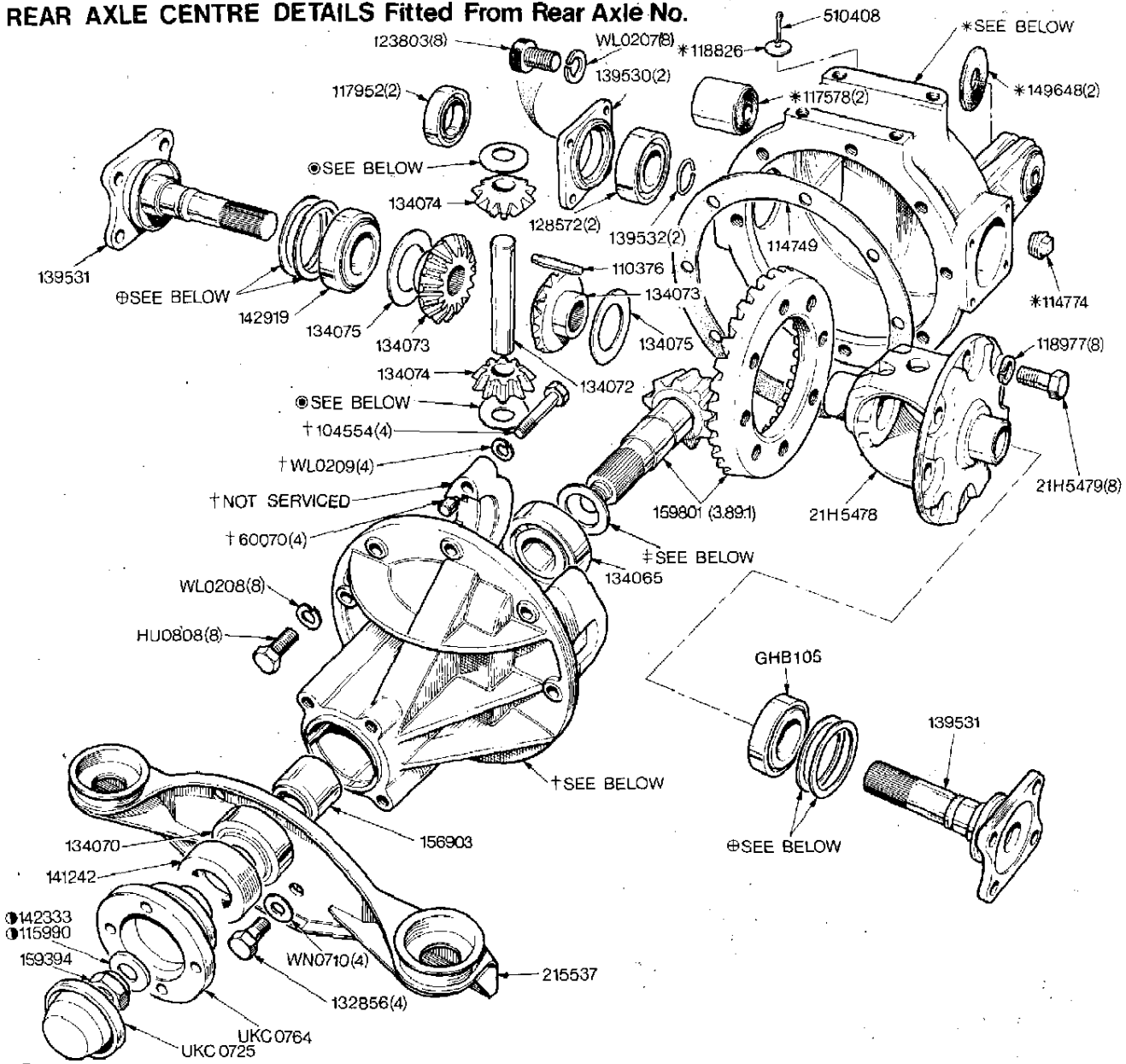
\*TKC 0220 Axle Casing assembly consisting of items marked \*

†518949 Hypoid Housing assembly consisting of items marked thus †

⊕156082 Shim .0025/.0035"	‡145918 Shim .075"	144255 Loctite Retaining Compound	} For crown wheel bolts
⊕156083 Shim .0045/.0055" A/R	‡148099 Shim .077"	144259 Locquic Primer 'T'	
⊕154921 Shim .0092/.0098" A/R	‡145919 Shim .0765"	‡145926 Shim .087"	} A/R
⊕154925 Shim .019"/.021"	‡145920 Shim .078"	‡145927 Shim .0885"	
⊙148805 Washer .041"	‡145921 Shim .0795"	‡145928 Shim .090"	} A/R
⊙147249 Washer .029"	‡148100 Shim .079"	‡145929 Shim .0915"	
⊙147250 Washer .033"	‡145922 Shim .081"	‡145930 Shim .093"	} A/R
⊙147251 Washer .037"	‡148102 Shim .082"	‡145931 Shim .0945"	
⊙147252 Washer .043" A/R	‡145923 Shim .0825"	‡145932 Shim .096"	} A/R
⊙138440 Washer .027"	‡148103 Shim .083"	††140790 Shim .030"	
⊙138441 Washer .035"	‡145924 Shim .084"	††140791 Shim .010"	} A/R
⊙138442 Washer .039"	‡148104 Shim .085"	††140792 Shim .005"	
⊙134076 Washer .030"/.032"	‡145925 Shim .0855"	††140793 Shim .003"	
	‡148105 Shim .086"		

⊙ Alternative fitment

# REAR AXLE CENTRE DETAILS Fitted From Rear Axle No.



**NOTE**

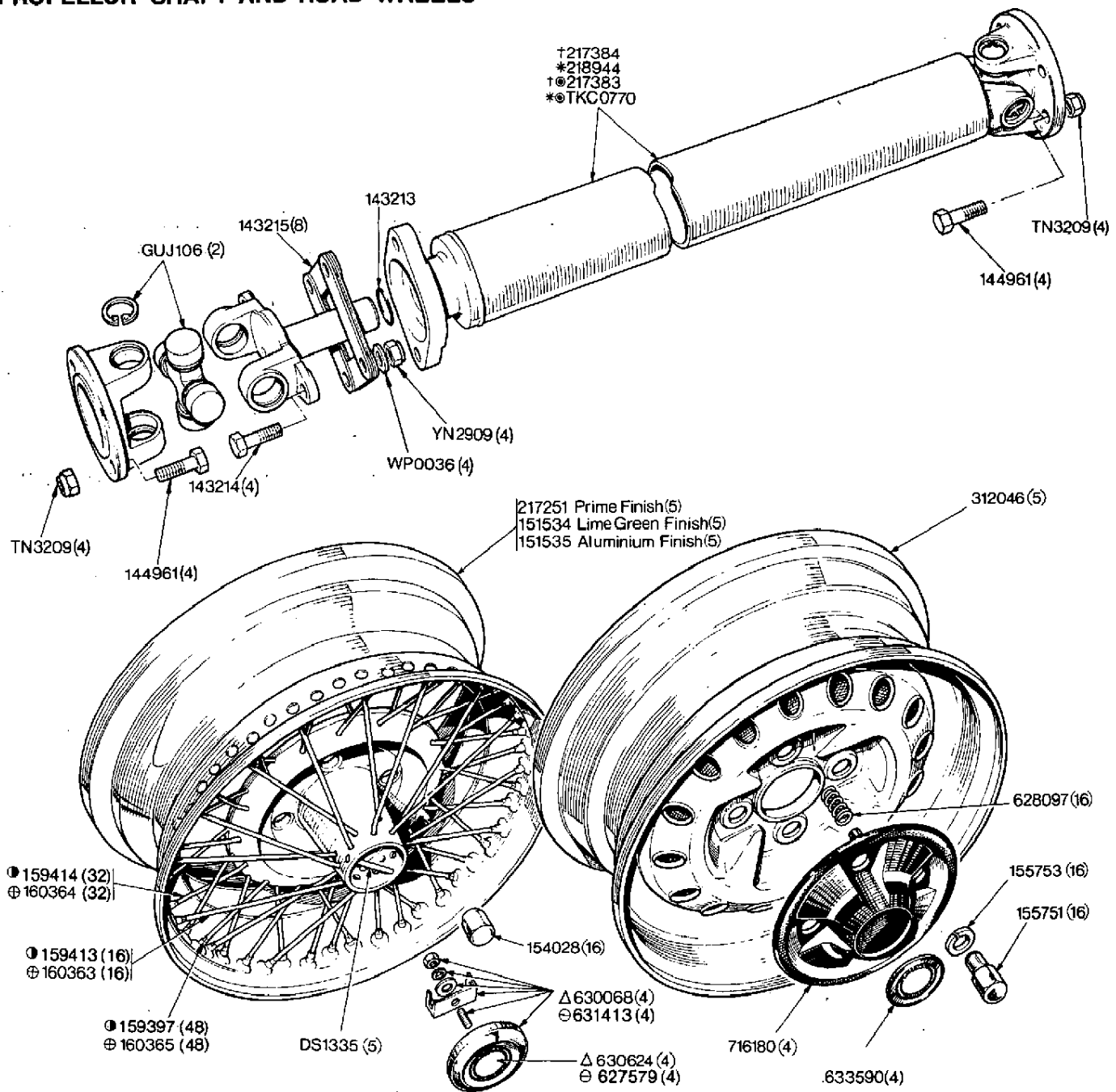
\*TKC 0220 Axle Casing assembly consisting of items marked \*

†518949 Hypoid Housing assembly consisting of items marked †

⊕156082 Shim .0025'/.0035'	A/R	‡145918 Shim .075"	A/R
⊕156083 Shim .0045'/.0055'		‡148099 Shim .077"	
⊕154921 Shim .0092'/.0098'	A/R	‡145919 Shim .0765"	A/R
⊕154925 Shim .019'/.021"		‡145920 Shim .078"	
⊙148805 Washer .041"	A/R	‡148100 Shim .079"	A/R
⊙147249 Washer .029"		‡145921 Shim .0795"	
⊙147250 Washer .033"	A/R	‡148101 Shim .080"	A/R
⊙147251 Washer .037"		‡145922 Shim .081"	
⊙147252 Washer .043"	A/R	‡148102 Shim .082"	A/R
⊙138440 Washer .027"		‡145923 Shim .0825"	
⊙138441 Washer .035"	A/R	‡148103 Shim .083"	A/R
⊙138442 Washer .039"		‡145924 Shim .084"	
⊙134076 Washer .030'/.032"	A/R	‡148104 Shim .085"	A/R
		‡145925 Shim .0855"	
		‡148105 Shim .086"	

144255	Loctite Retaining Compound	} For crown wheel bolts
144259	Locquic Primer T	
‡145926	Shim .087"	} A/R
‡145927	Shim .0885"	
‡145928	Shim .090"	
‡145929	Shim .0915"	
‡145930	Shim .093"	
‡145931	Shim .0945"	
‡145932	Shim .096"	
⊙	Alternative fitment	

# PROPELLOR SHAFT AND ROAD WHEELS



## NOTE

Items marked thus \* are alternative to items marked thus †, and will eventually be supplied for all replacements

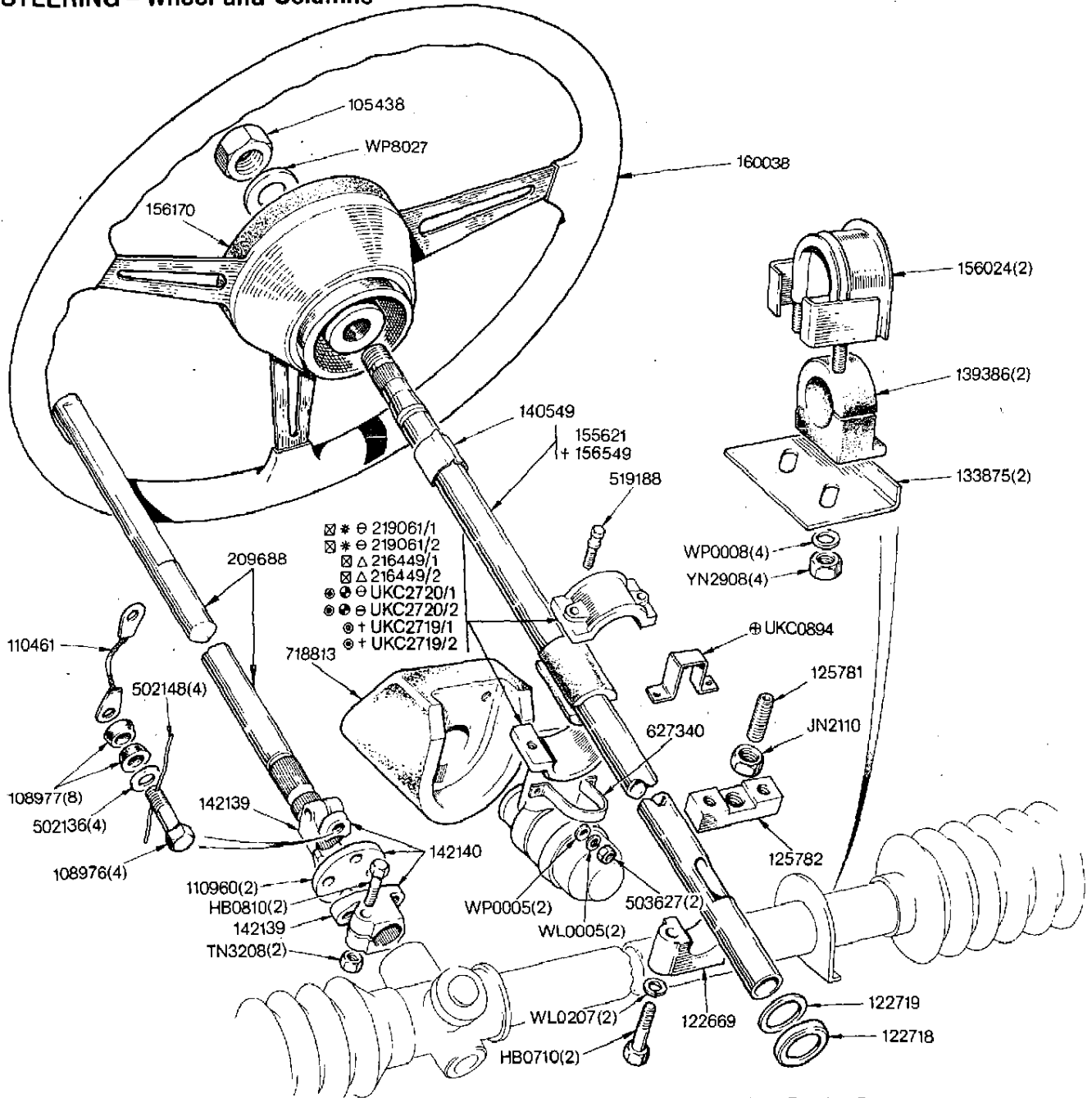
⊙ Overdrive only

Δ Fitted up to Commission No. FM1840 and FH51202

⊕ Fitted from Commission No. FM1841 and FH51203

⊕ Chrome  
 ⊙ Bare Metal } Alternatives

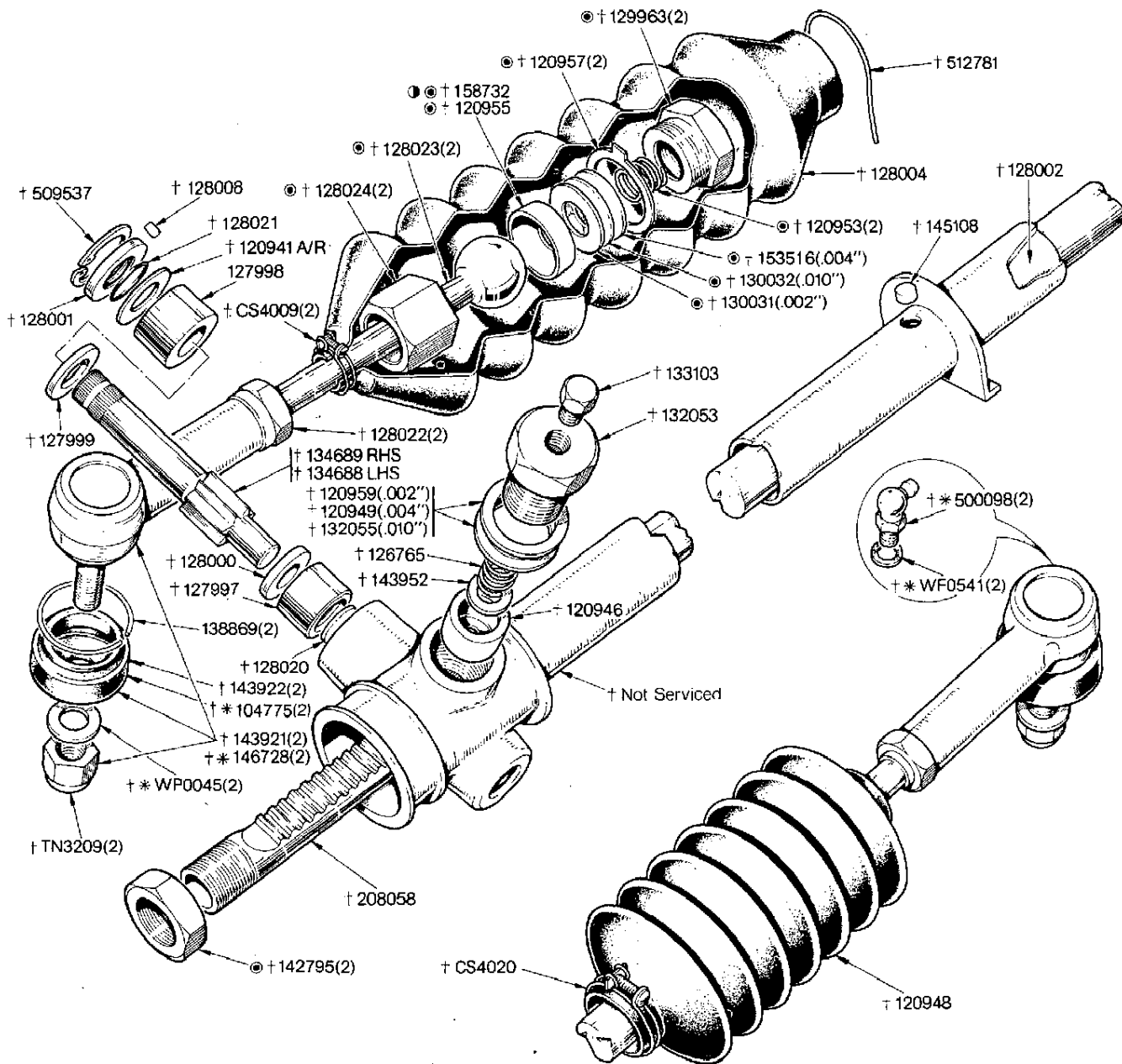
# STEERING - Wheel and Columns



**NOTE**

- \* Alternative fitment
- Δ Alternative fitment
- ⊕ For use when either 216449/2 or 219061/2 is fitted
- ⊖ U.S.A. only
- ☒ Fitted up to Commission No FM10000U (USA), FH62644 Approx RHS and
- ⊕ Fitted from Commission No FM10001U (USA), FH62645 Approx RHS and
- ⊕ Alternative Fitment
- + Alternative Fitment

# STEERING - Rack and Pinion Assembly

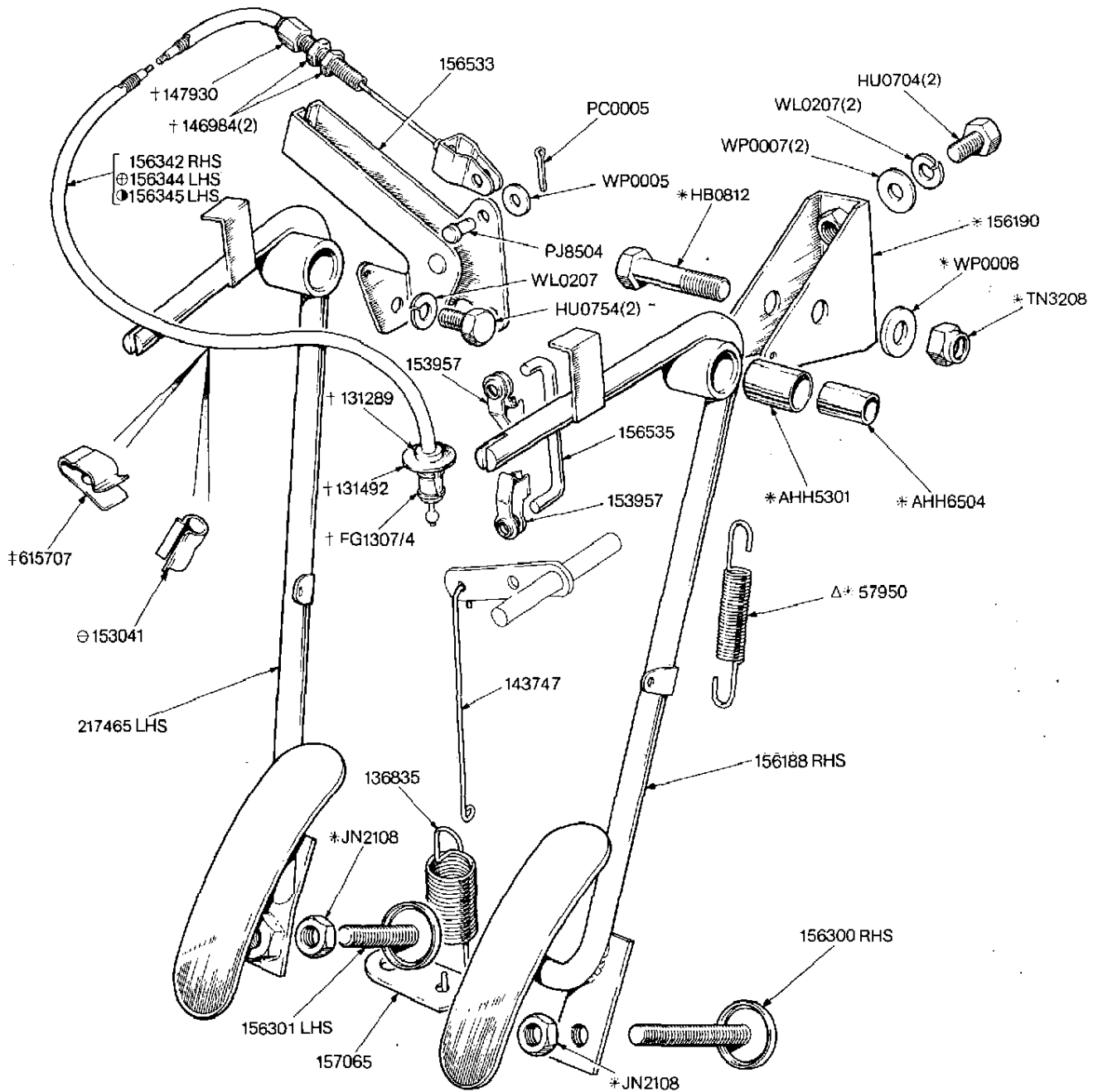


NOTE

305932	Rack and Pinion Assembly R.H.S.	} Comprising items marked thus †
305931	Rack and Pinion Assembly L.H.S.	
308173	Rack and Pinion Assembly L.H.S. (Norway and Sweden—Fitted with Grease Nipples)	
† 129961	Inner Ball Joint Assembly 2 off	Comprising items marked thus ⊙
*	Norway and Sweden only	
●	Alternative Fitment to 120955	

SPITFIRE MK IV (1973) & SPITFIRE 1500                      09-59                      B3039

# ACCELERATION CONTROL - All countries except USA

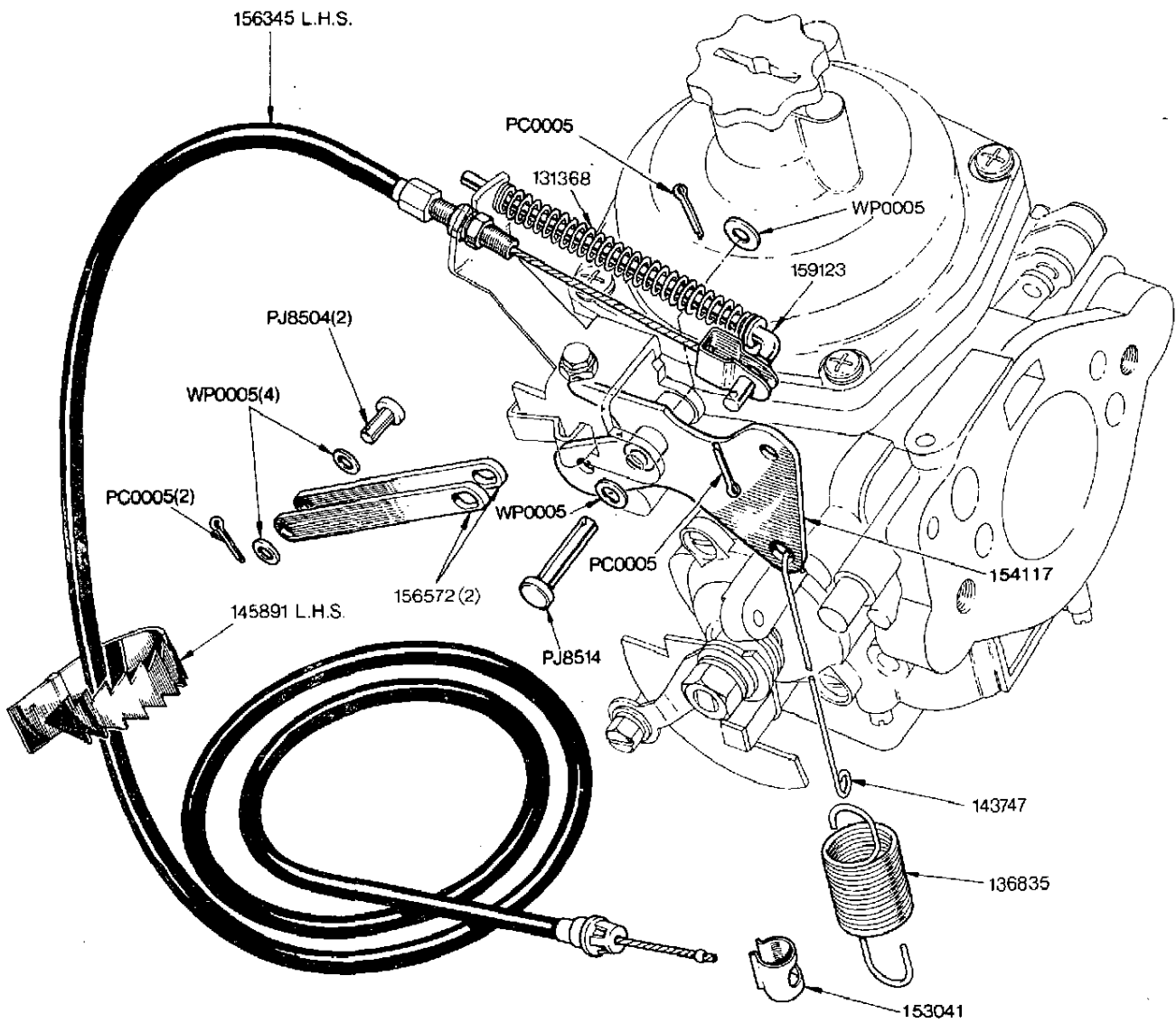


**NOTE**

- 156216 Accelerator Pedal and Mounting Bracket Assembly RHS 1 off
- 156217 Accelerator Pedal and Mounting Bracket Assembly LHS 1 off
- UKC1370 Accelerator Pedal and Mounting Bracket Assembly L.H.S. (U.S.A.)
- \* Common to assemblies 156216 156217 and UKC1370
- 156342 Accelerator Cable Assembly RHS 1 off
- 156344 Accelerator Cable Assembly LHS 1 off
- † Common to assemblies 156342 and 156344
- ‡ Fitted up to Commission No. only.
- ⊖ Fitted from Commission No. and future.

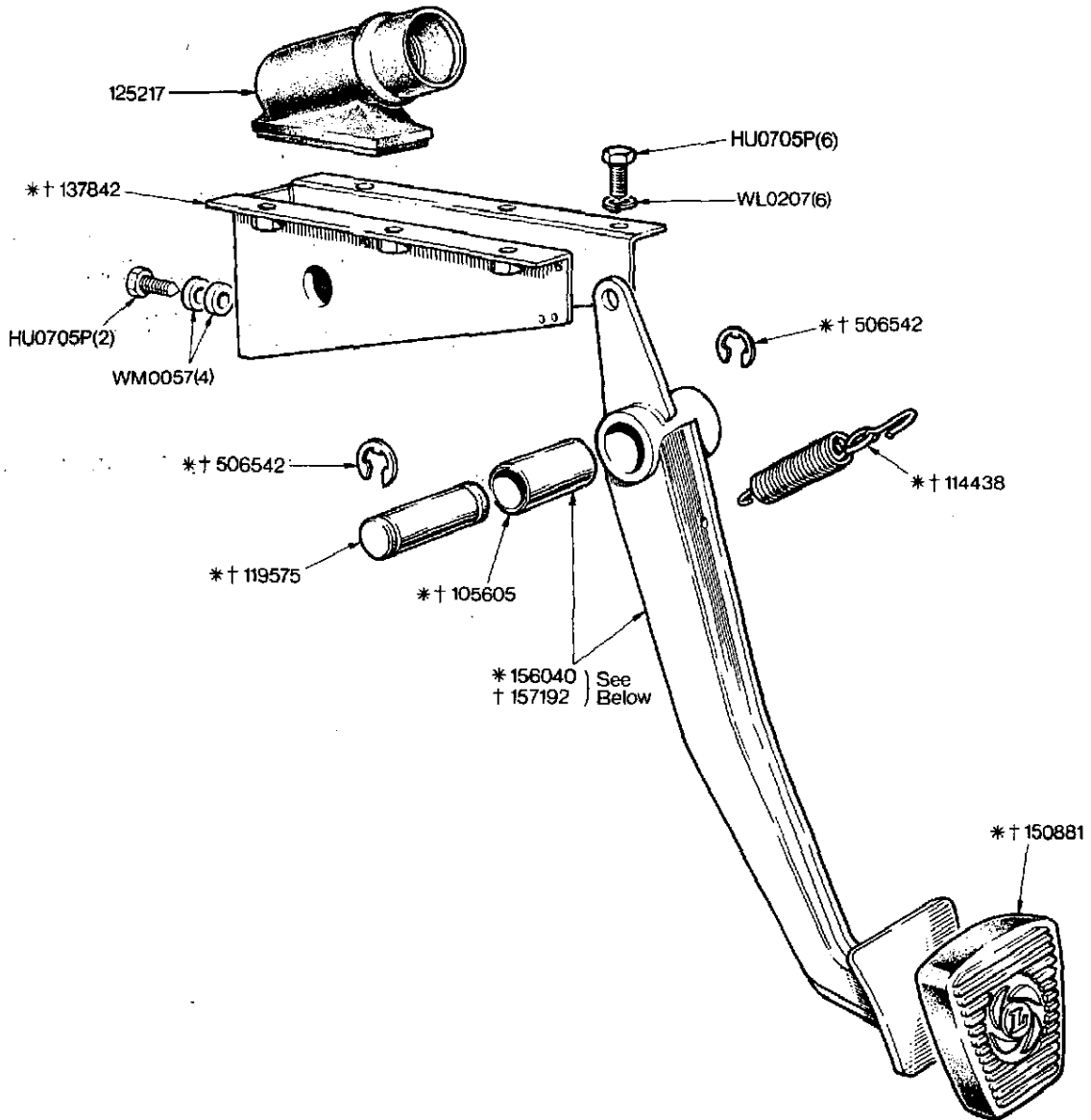
- Δ Not Required U.S.A.
- ⊖ Fitted up to Commission No.
- ⊖ Fitted from Commission No.

**ACCELERATION CONTROL - U.S.A. only**



NOTE  
For Accelerator Pedal see illustration 09-60

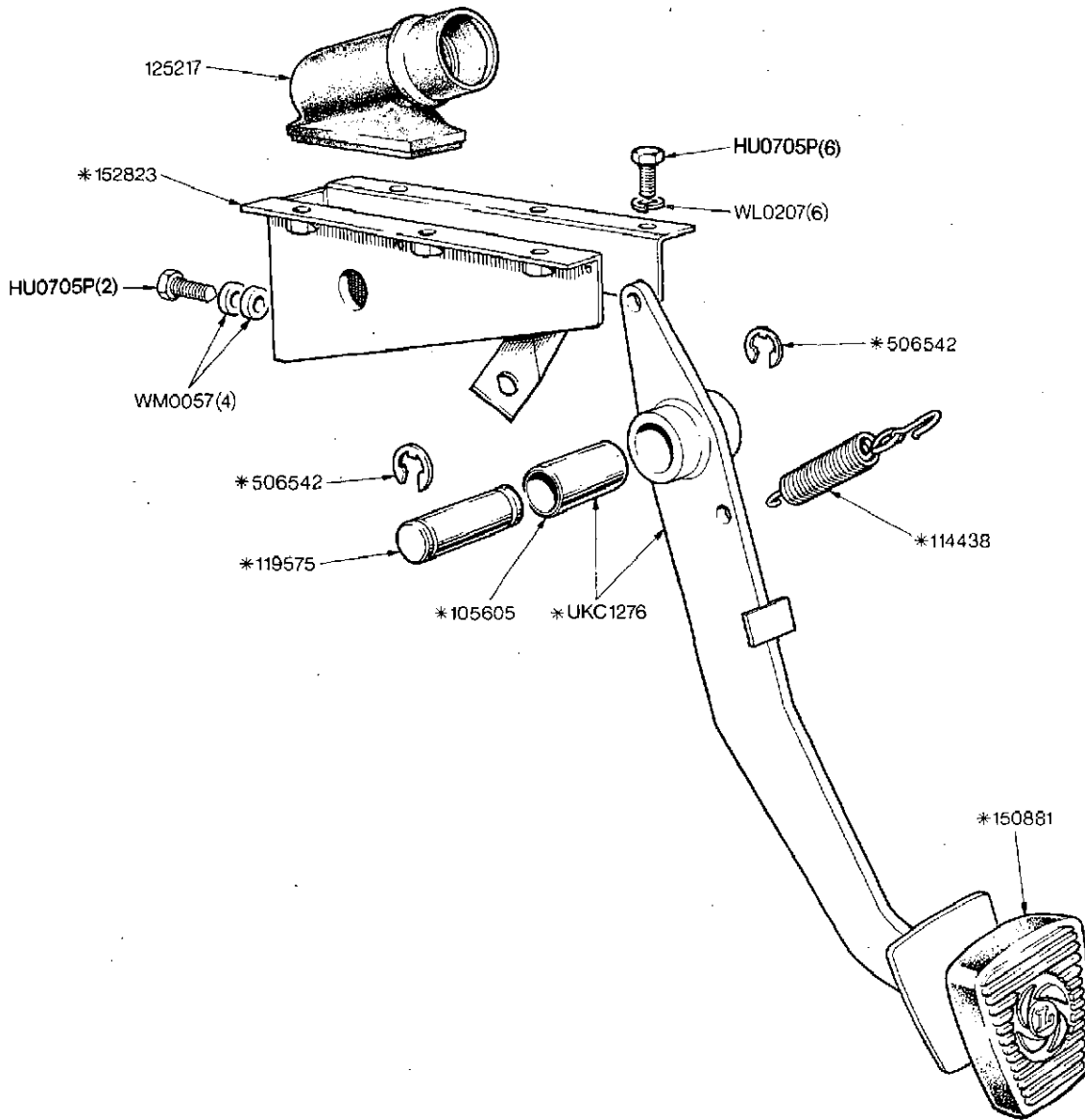
# CLUTCH PEDAL



NOTE  
 217431 Clutch Pedal and Mounting Bracket Assembly 1off Alternative fitment to 217949  
 (Comprising items marked\*)  
 217949 Clutch Pedal and Mounting Bracket Assembly 1off Alternative fitment to 217431  
 (Comprising items marked†)  
 156040 Pedal Assembly, Clutch, is alternative fitment to 157192

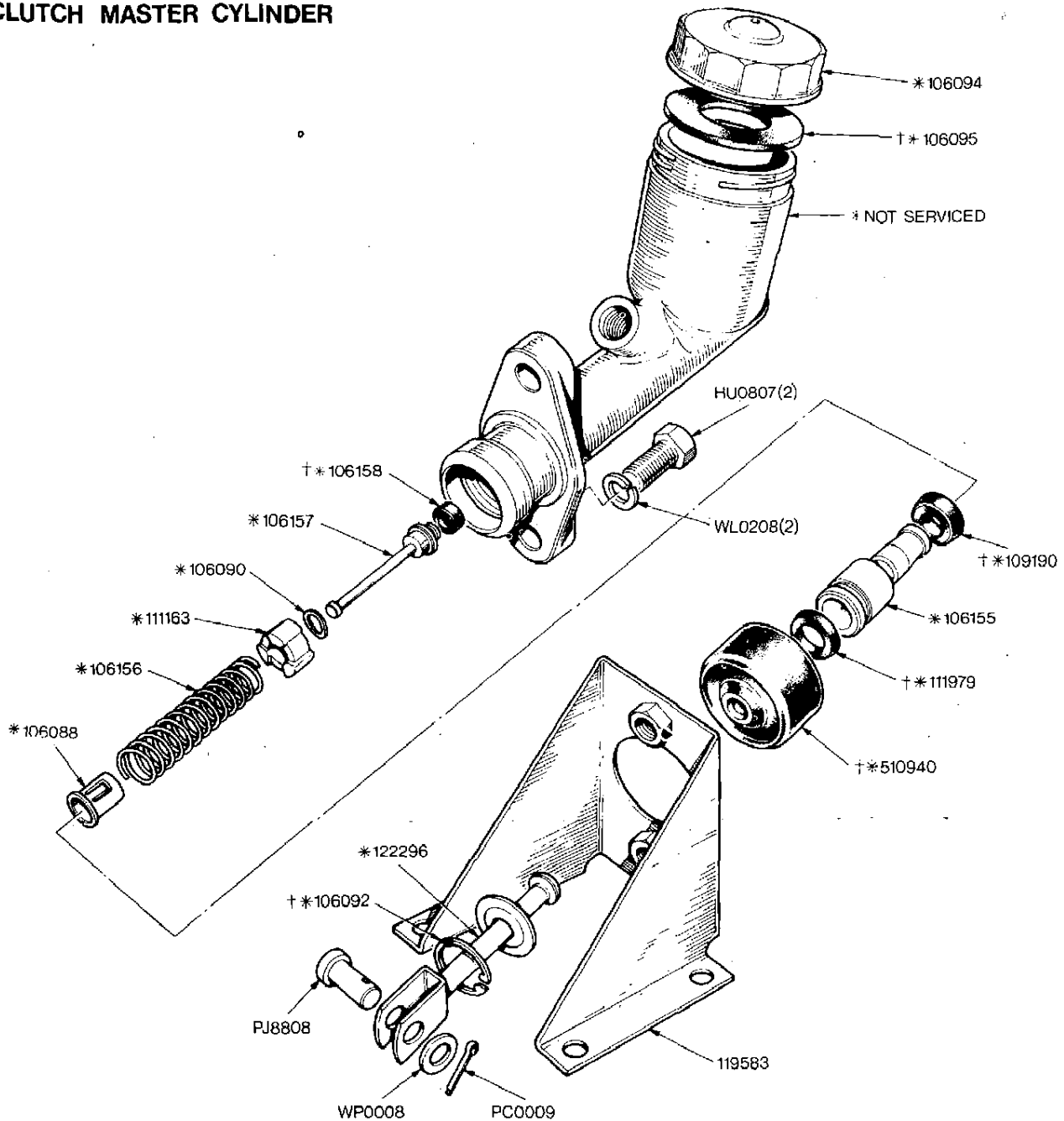


# BRAKE PEDAL



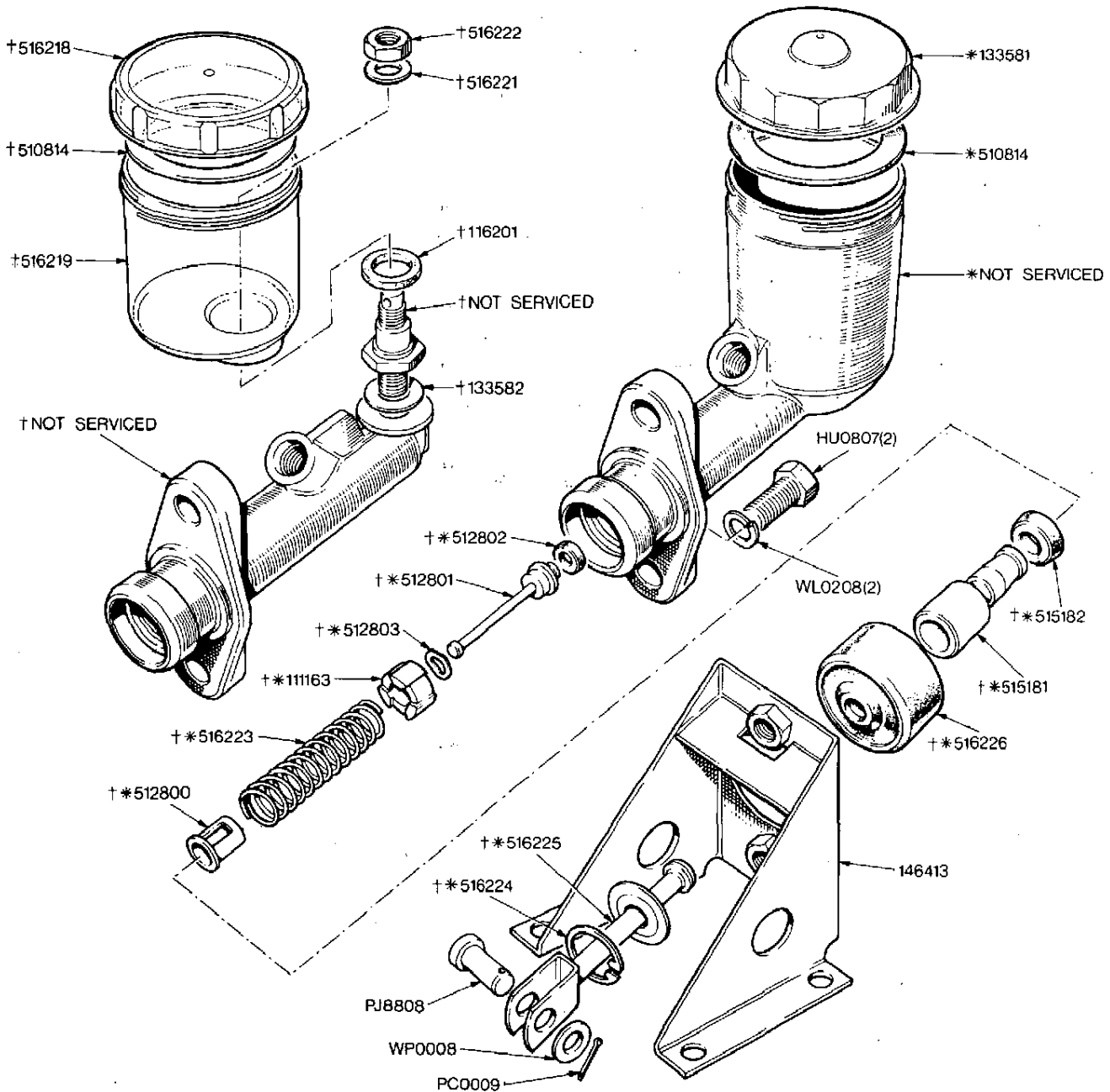
NOTE  
 217430 Brake Pedal and Mounting Bracket Assembly 1 off  
 (Comprising items marked \*)

# CLUTCH MASTER CYLINDER



NOTE  
 GMC 205 Clutch Master Cylinder Assembly 1off comprising items marked \*  
 508445 Service Kit 1off comprising items marked †

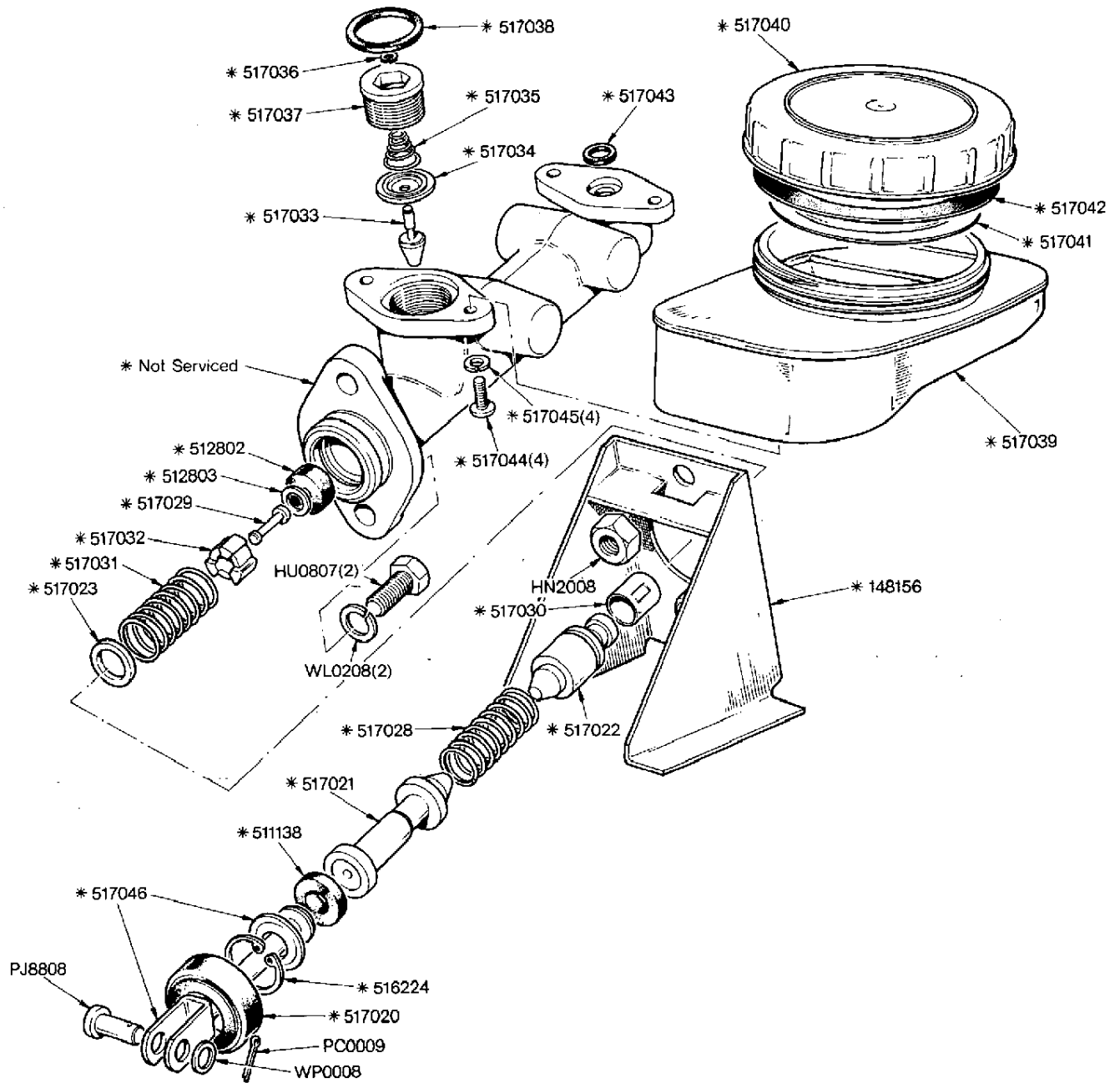
# BRAKE MASTER CYLINDER



**NOTE**

- |          |   |  |
|----------|---|--|
| 146422   | Brake Master Cylinder Assembly (Comprising items marked thus *) | 1off. All markets except France and Benelux Countries  |
| 146423   | Brake Master Cylinder Assembly (Comprising items marked thus †) | 1off. France, Benelux Countries and Special Order only |
| * 515258 | Service Kit, Brake Master Cylinder                              | 1off   |
| †516227  | Service Kit, Brake Master Cylinder                              | 1off   |

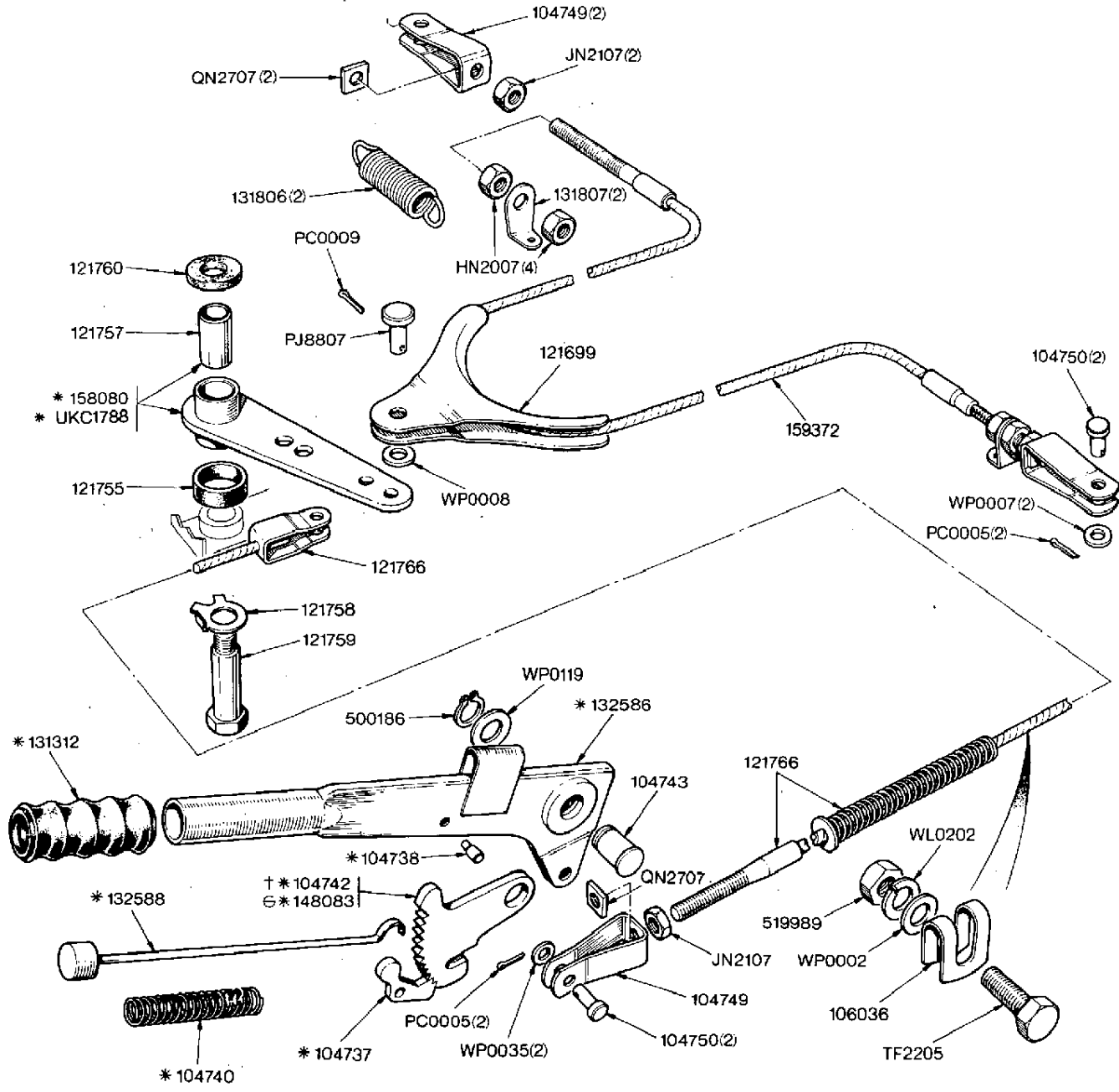
# BRAKE MASTER CYLINDER - TANDEM



**NOTE**

- 517700 Service Kit (tandem master cylinder)
- 517333 Service Kit (reservoir)
- 213689 Brake Master Cylinder (tandem) Assembly L.H.S. Comprising items marked thus \* (Fitted to special order only)

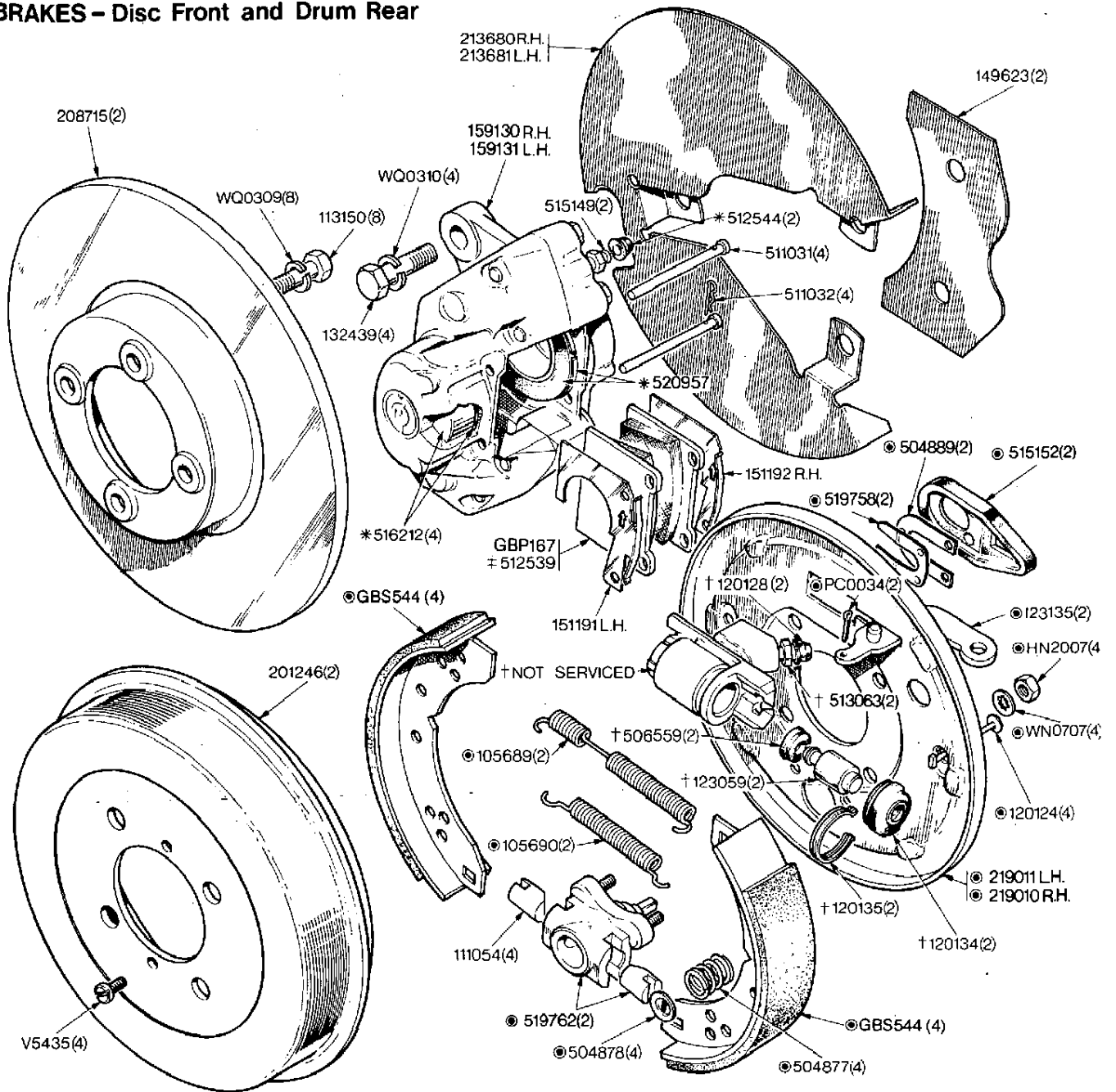
# HANDBRAKE



**NOTE**  
 132589 Handbrake assembly comprising items marked \*  
 Items marked ⊖ alternatives to items marked †  
 \* Alternatives

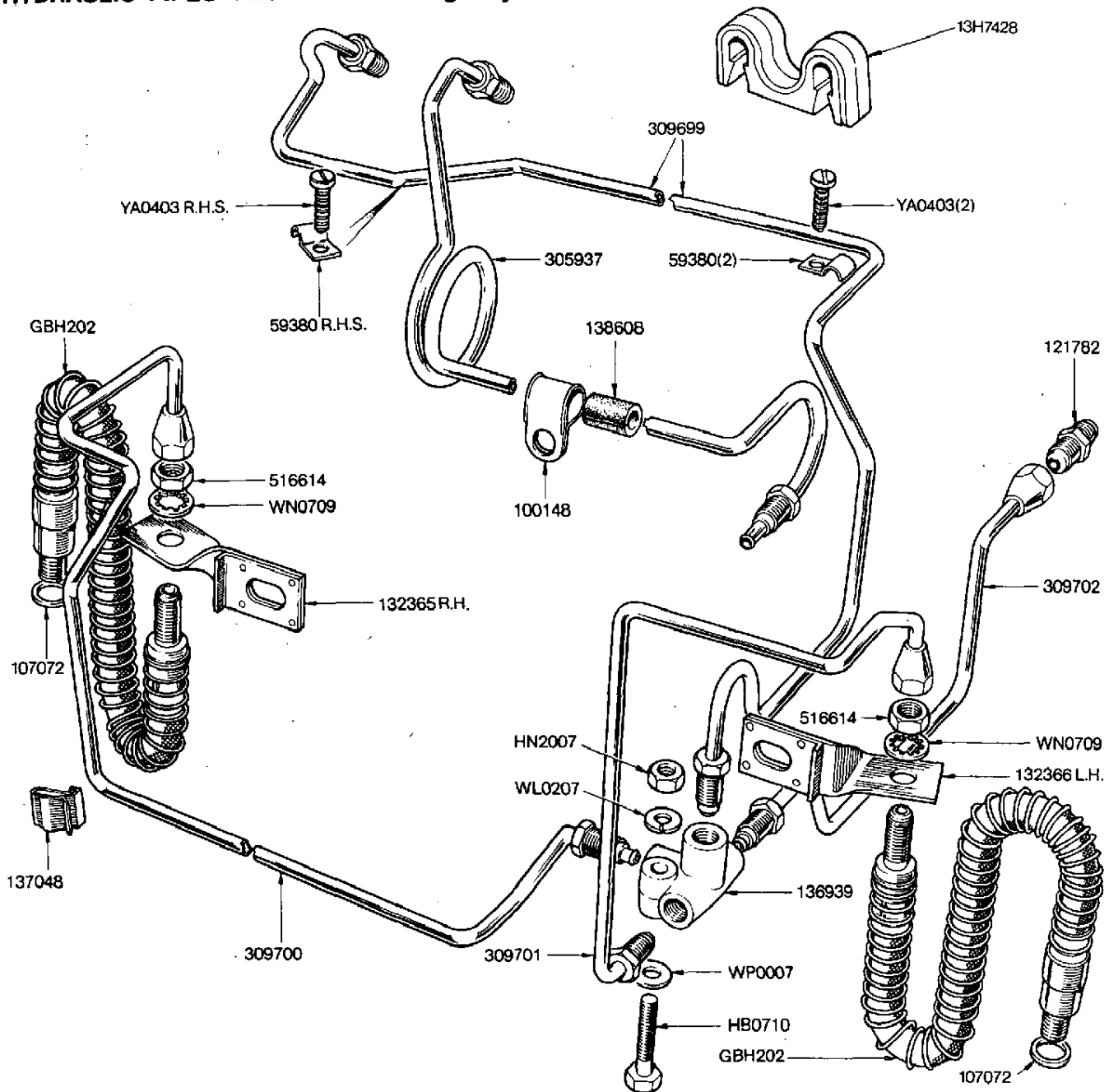
**SPITFIRE MK IV (1973) & SPITFIRE 1500**      **09-68**      **B3047/2**

# BRAKES - Disc Front and Drum Rear

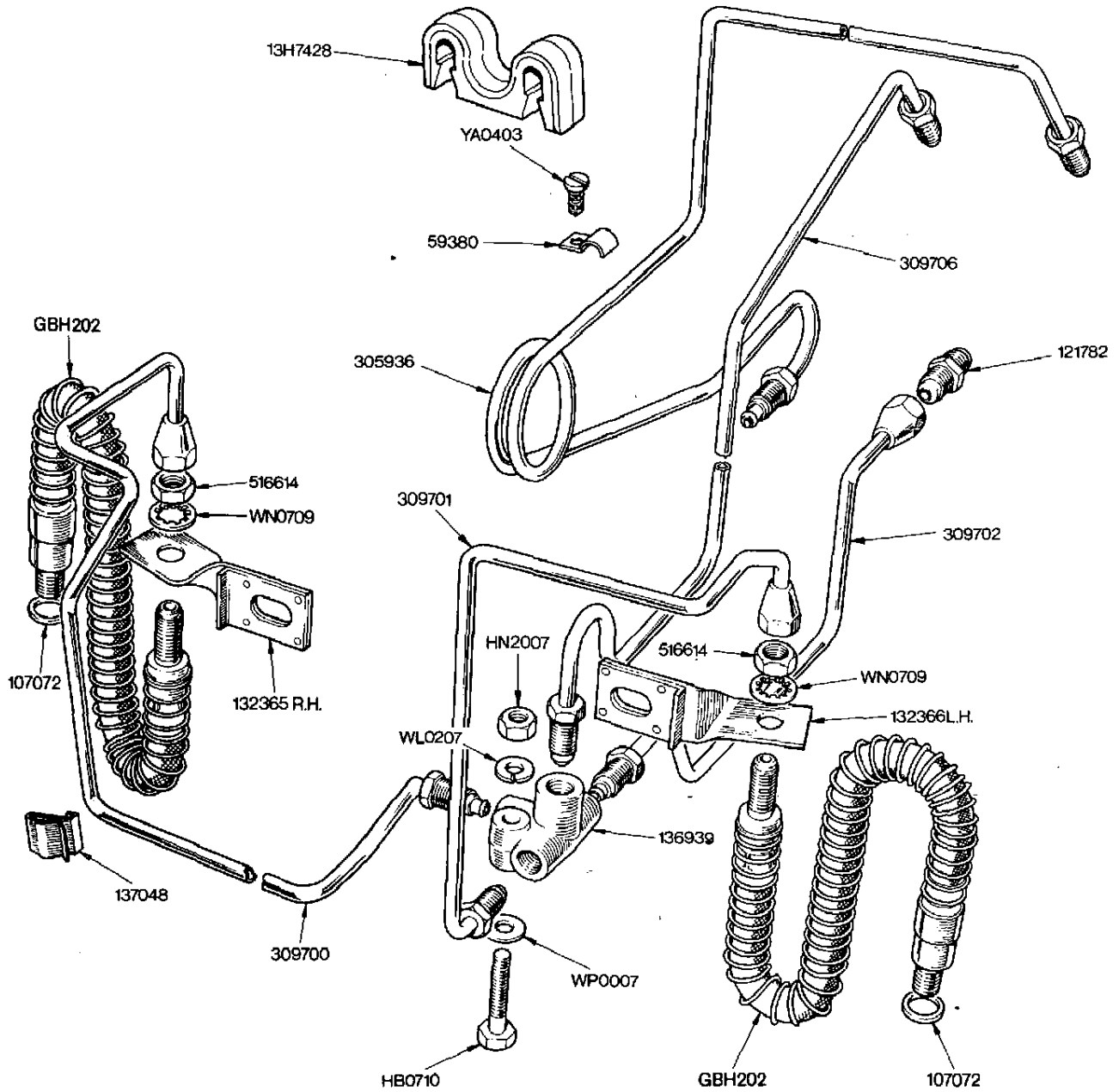


NOTE  
 219048 Rear Brake Assembly L.H. } Comprising items marked thus ●  
 219047 Rear Brake Assembly R.H. }  
 ●GWC1202 Rear Wheel Cylinder Assembly 2 off Comprising items marked †  
 †Items marked thus \* are part of Caliper No.146951-2  
 ‡For competition purposes only  
 ● 508433 Service Kit, rear wheel cylinder 1 off

# HYDRAULIC PIPES - FRONT R.H.S. - Single System

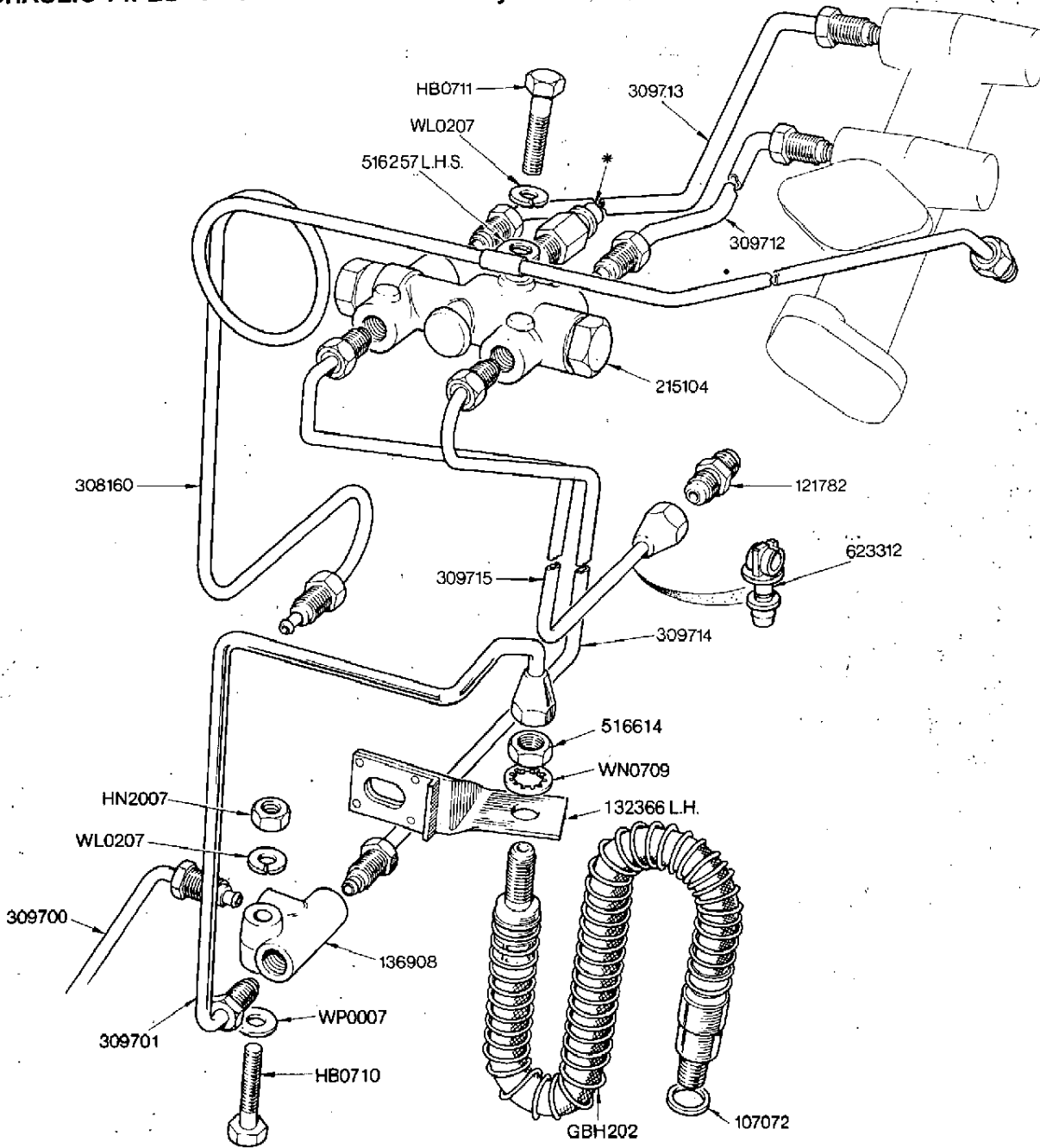


# HYDRAULIC PIPES - Front L.H.S. - Single System





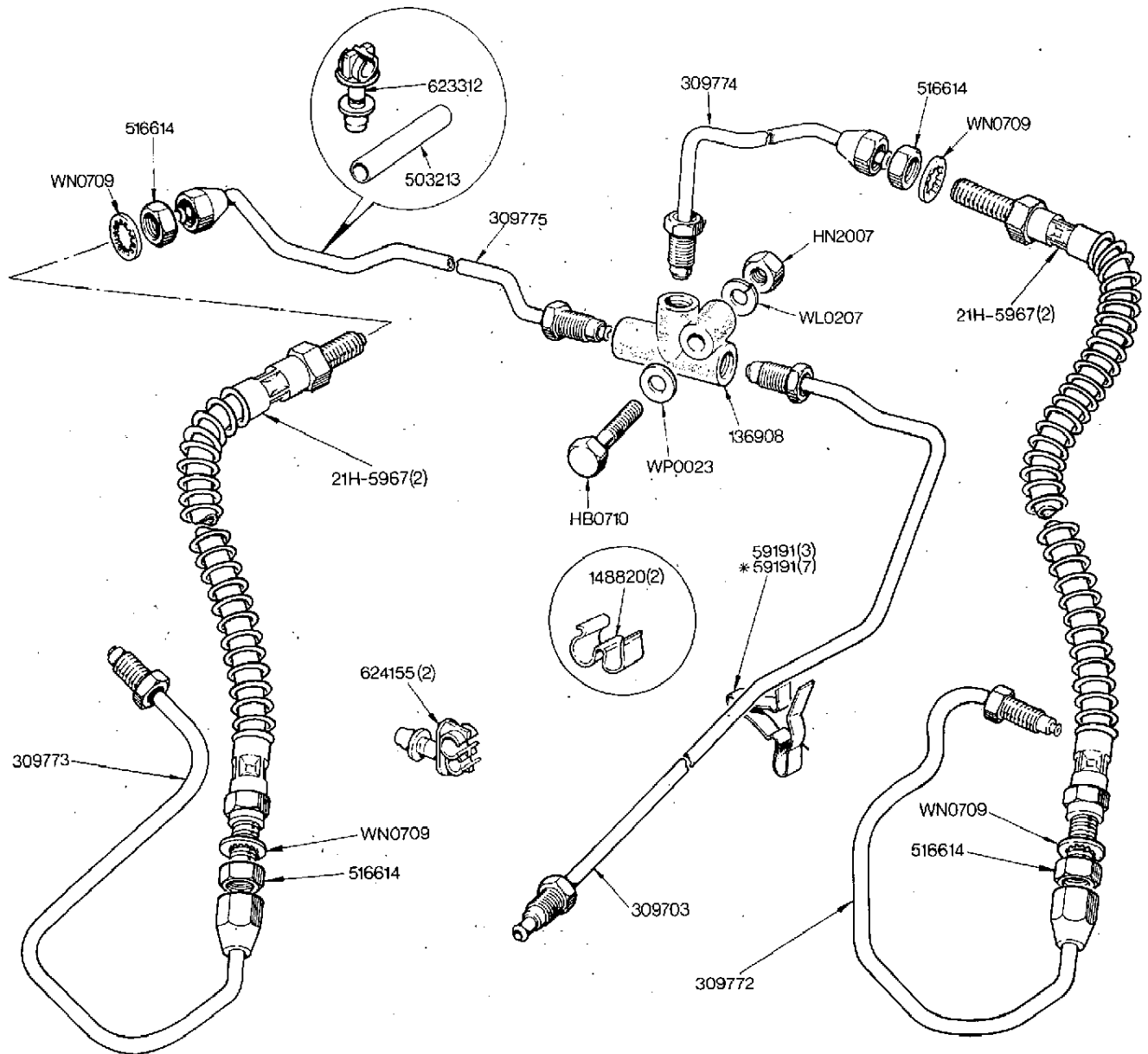
# HYDRAULIC PIPES - FRONT L.H.S. - Tandem System



**NOTE**

\* Part of Valve Assembly 215104 (Not serviced)  
 For right-hand front hose and details see illustration 09-71

# HYDRAULIC PIPES – Rear



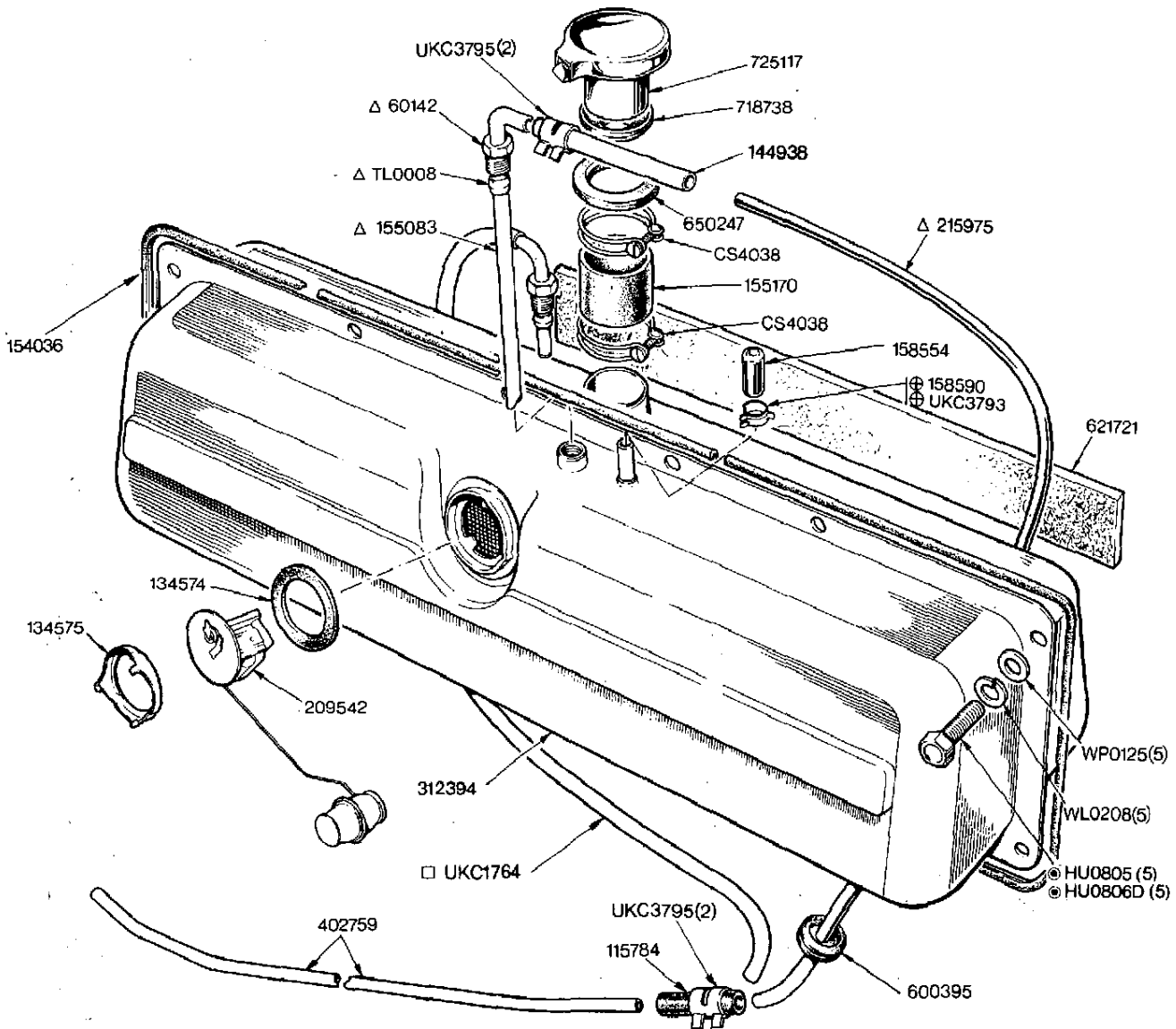
Note  
\*Sweden only

SPITFIRE MK IV (1973) & SPITFIRE 1500

09-74

B3052

**PETROL SYSTEM – All Countries Except USA**



**NOTE**

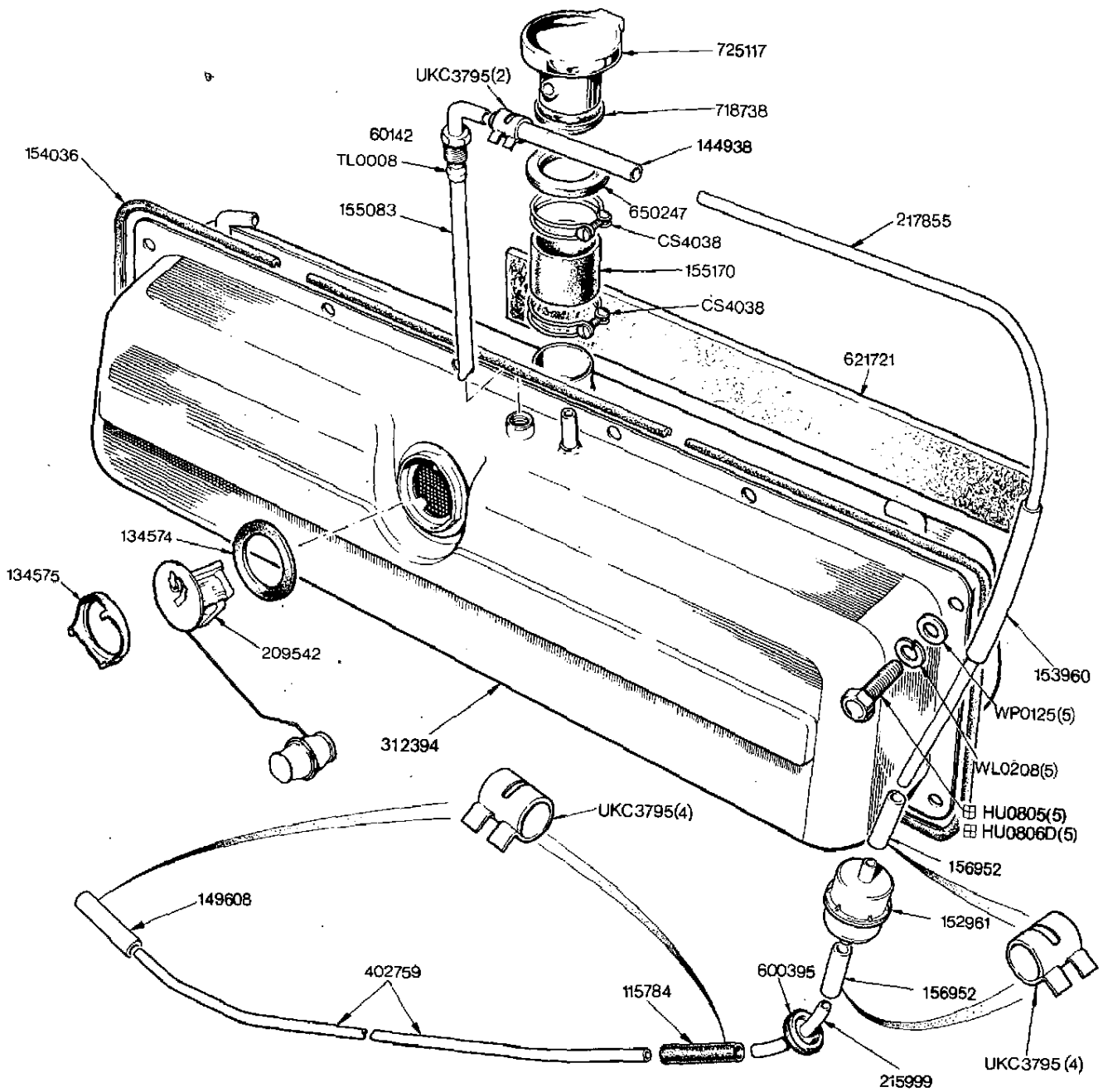
- ⊙ Alternatives
- Germany only
- △ All markets except Germany
- ⊕ Alternatives

SPITFIRE MK IV (1973)

09-76

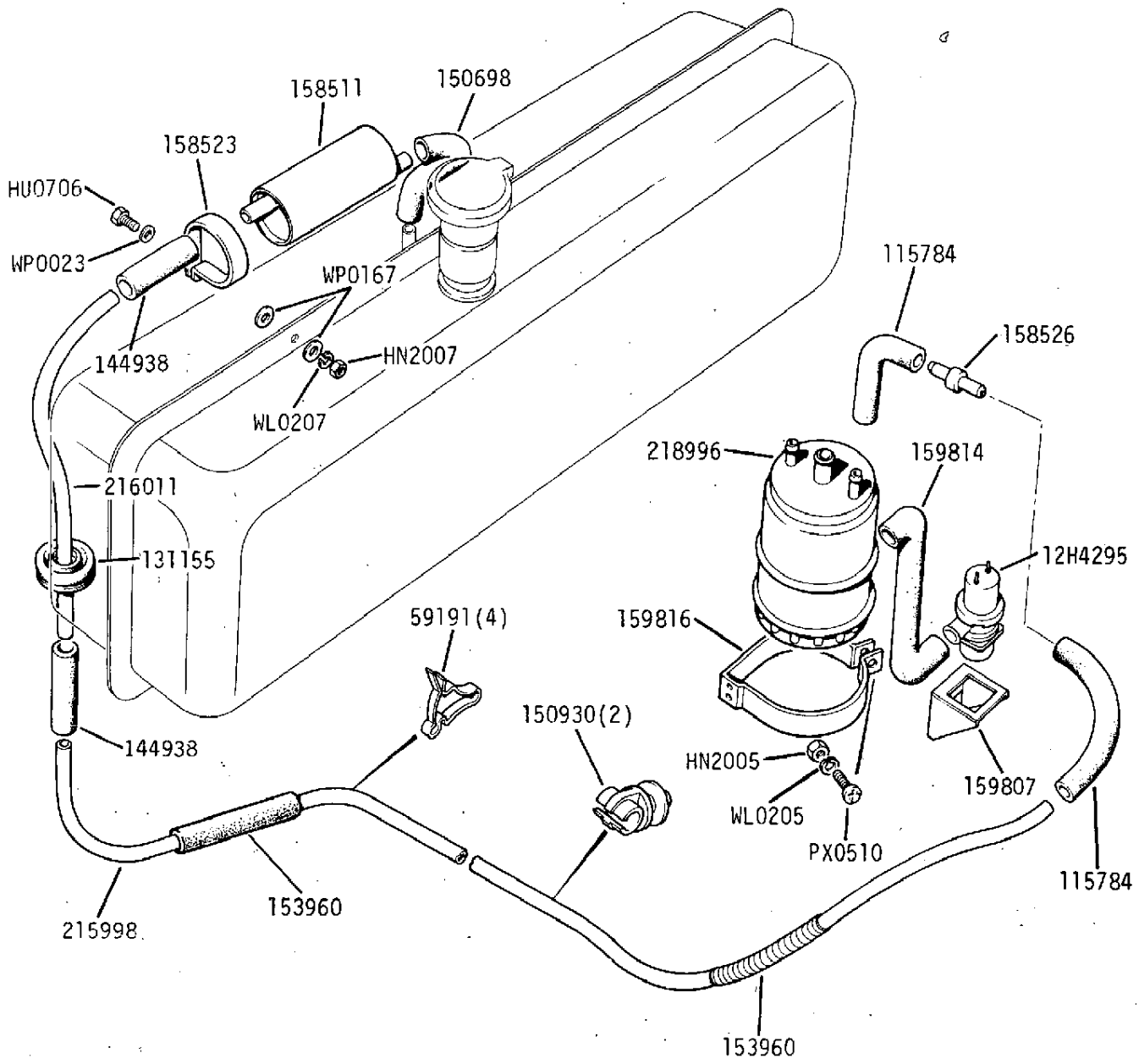
B3053/5

**PETROL SYSTEM - USA only**

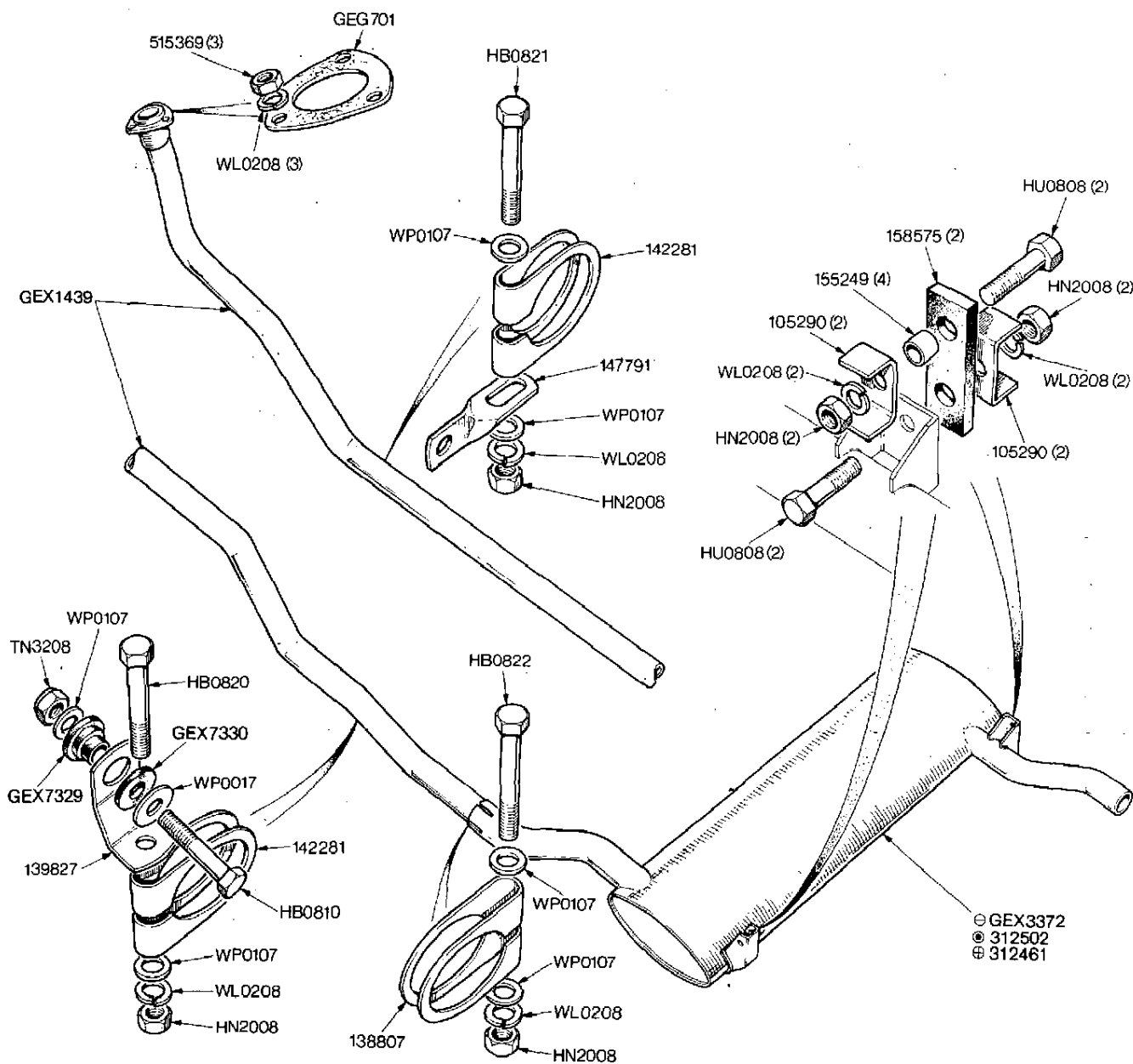


NOTE  
 516107 Loctite Studlock  
 144259 Loctite Primer T  
 ☒ Alternatives

PETROL SYSTEM-Evaporative Loss Control (U.S.A. Only)



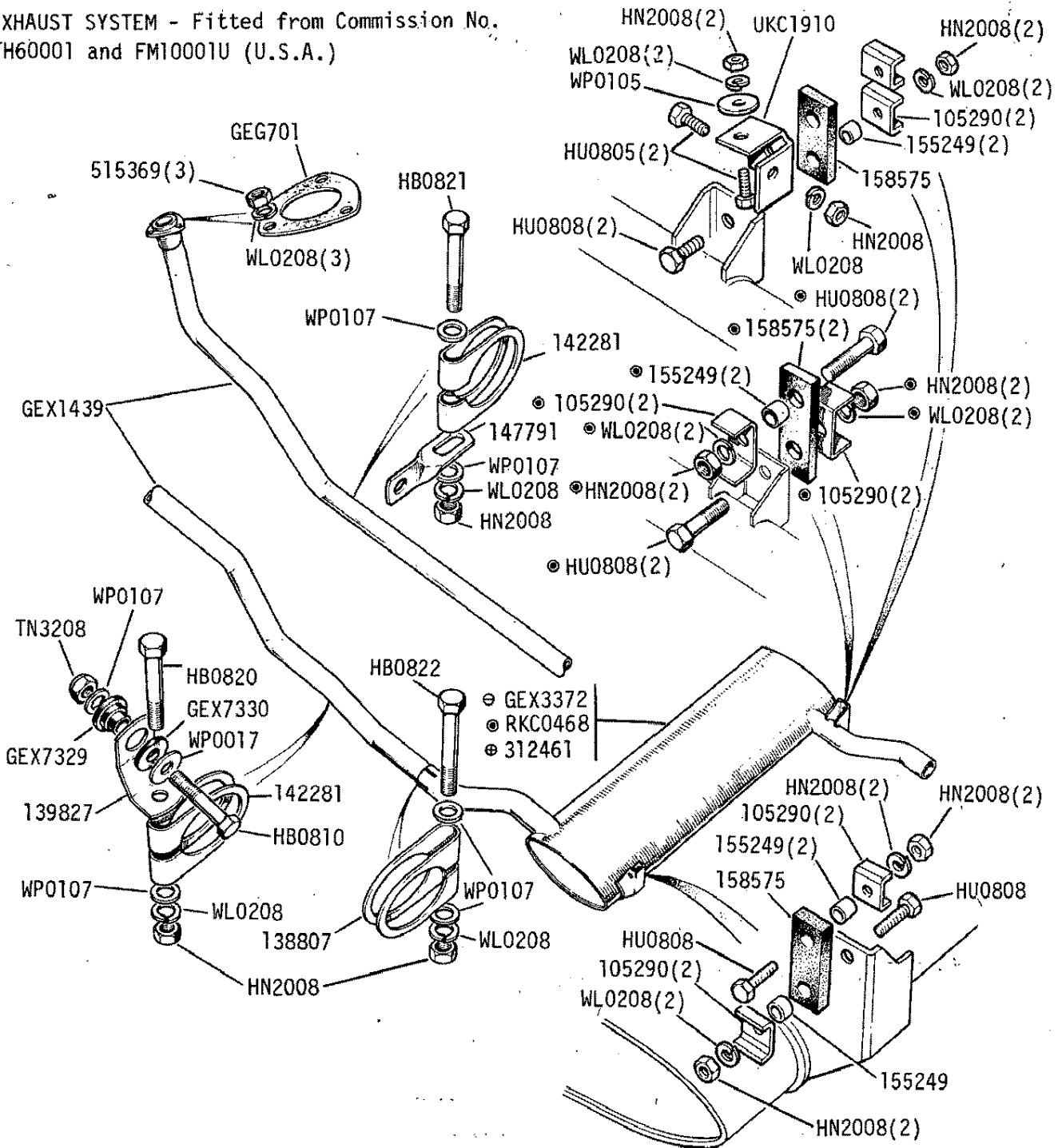
**EXHAUST SYSTEM – (Fitted up to Commission No. FH60000 – All markets except U.S.A. and up to FM10000U – U.S.A. For future see illustration 09-81)**



**NOTE**

- ⊖ All markets except U.S.A. and France
- ⊙ U.S.A. only
- ⊕ France, Germany and B.A.O.R. only. Will be supplied to other markets (except U.S.A.) when stocks of GEX3372 are exhausted.

EXHAUST SYSTEM - Fitted from Commission No.  
FH60001 and FM10001U (U.S.A.)

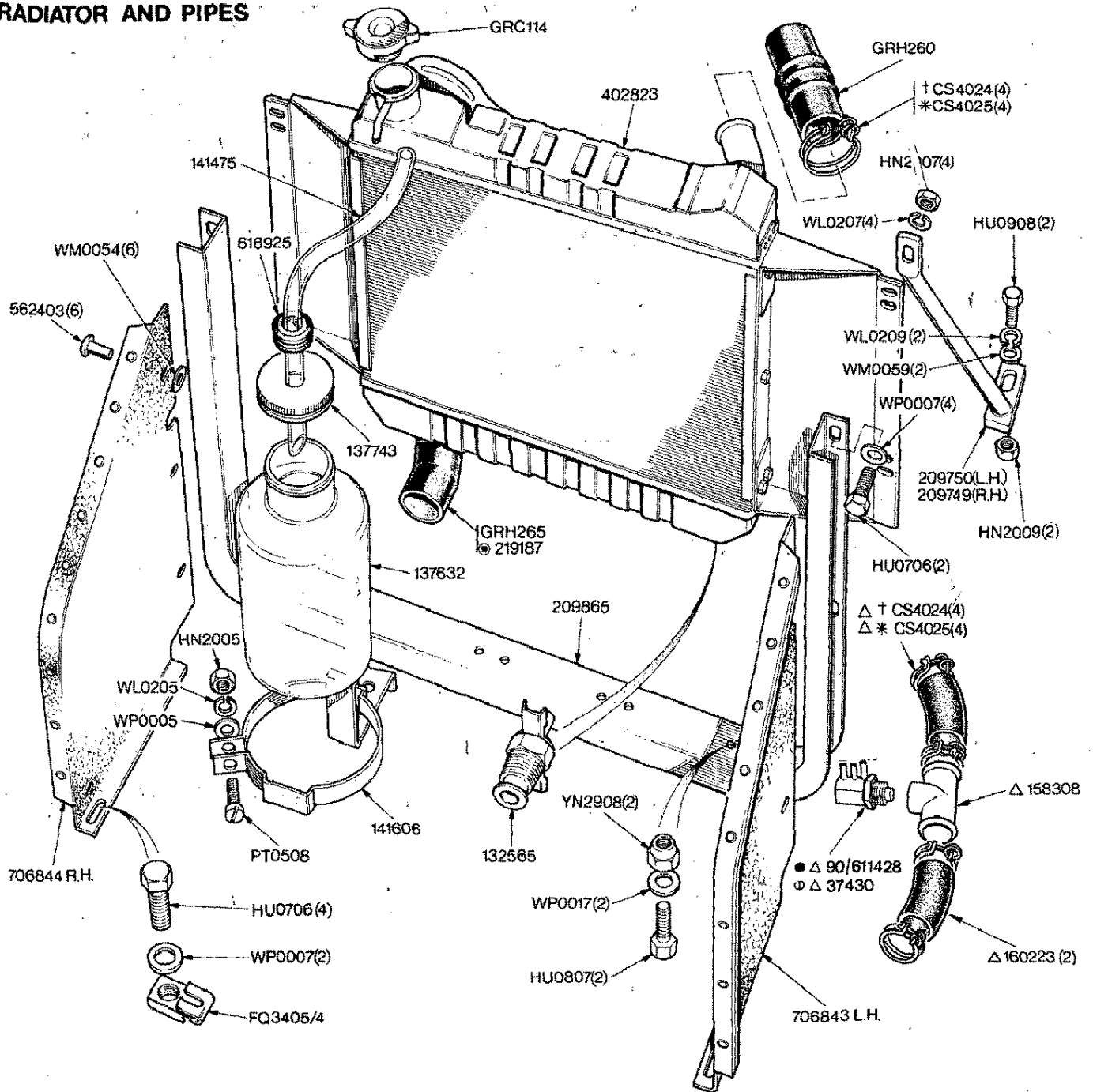


**NOTE**

- ⊖ All markets except U.S.A. and France
- ⊙ U.S.A. only
- ⊕ France, Germany and B.A.O.R. only. Will be supplied to other markets (except U.S.A.) when stocks of GEX3372 are exhausted.



# RADIATOR AND PIPES



**NOTE**

† Alternative \*

Δ U.S.A. only

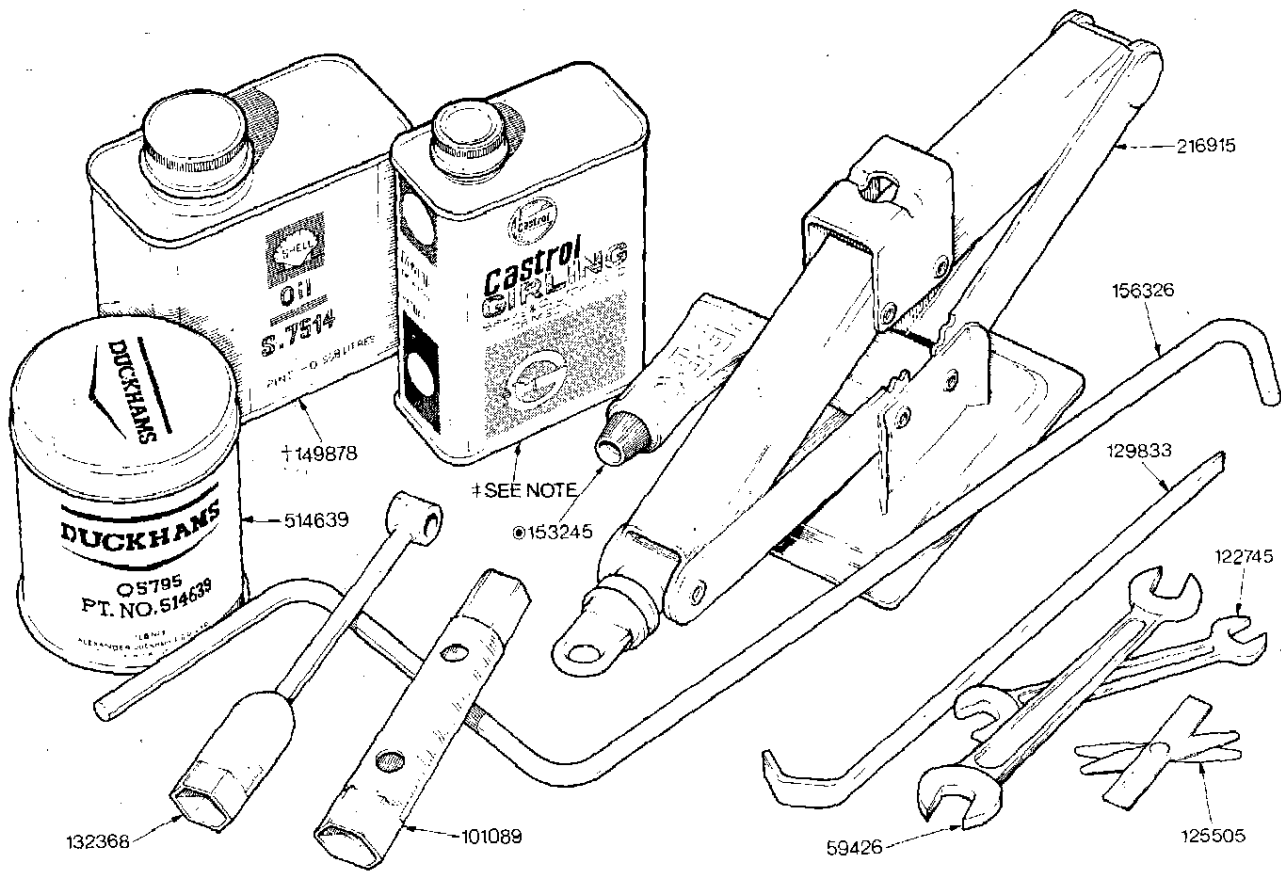
219187 U.S.A. only comprising details marked Δ  
TKC0924 U.S.A. only comprising details marked Δ

● Fitted up to Commission No.

◊ Fitted from Commission No.



TOOLS etc.



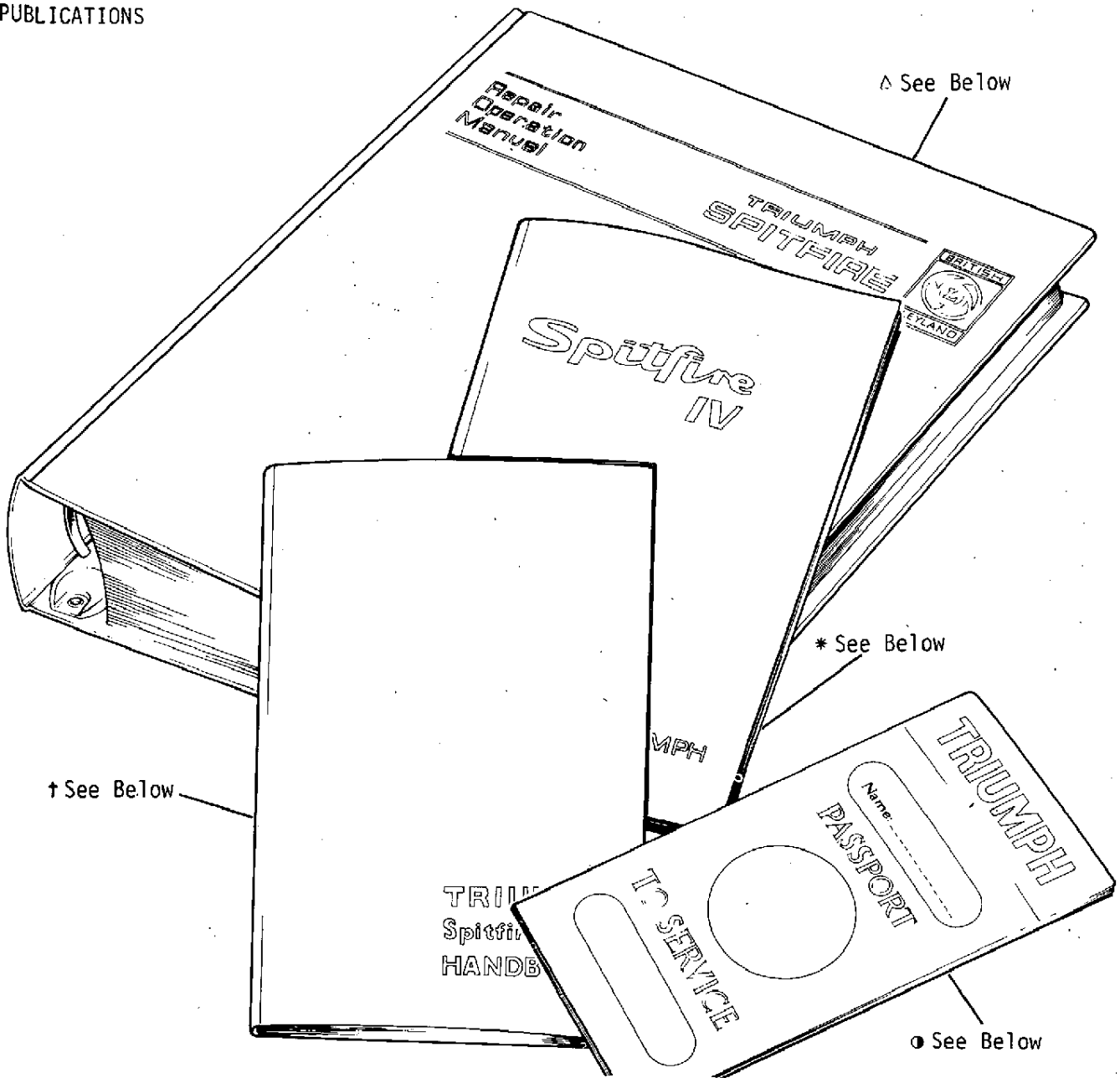
NOTE	
†149878	Special Oil. Rear axle topping up 1 pt. tin.
514302	" " Gear box topping up 1 pt. tin.
‡GBF202	Fluid Brake and Clutch 16 oz. tin.
GBF201	" " " " 8 oz. tin.
GBF203	" " " " 32 oz. tin.
©153245	Grease P.B.C. 1 oz. tube} For use with
153317	" " " " 4 oz. tube} brake pad shims
©716032	Tool Pouch } Alternatives
©725795	Tool Pouch } Alternatives
©716033	Tool Pouch (U.S.A.) } Alternatives
©725794	Tool Pouch (U.S.A.) } Alternatives

SPITFIRE MK IV (1973) & SPITFIRE 1500

09-83

B3058

PUBLICATIONS



NOTE

Operation Times Schedule  
 545204 D (Danish)  
 545203 D (Swedish)  
 545205 D (Spanish)  
 545269 D (Portuguese)  
 545199 D (French)  
 545200 D (German)  
 545202 D (Dutch)  
 545201 D (Italian)  
 545272 D (English Overseas)  
 545291 D (Finnish)

†545189/73 Owners Handbook  
 Spitfire 1500 U.S.A. only

● Passport to Service  
 545232 (English Home)  
 AKD7759 (English European)  
 545224 (French)  
 545225 (German)  
 545226 (Flemish)  
 545227 (Danish)  
 545228 (Italian)  
 545229 (Portuguese)  
 545280 (Swedish)  
 545235 (Spanish)  
 545236 (Norwegian)  
 545237 (Finnish)

Owners Service Statement  
 545233 (English Home)

\* Owners Handbook  
 545220 (English)  
 545189 (U.S.A. Only)  
 545190 (French)  
 545191 (German)  
 545253 (Flemish)  
 545251 (Italian)  
 545271 (Swedish)

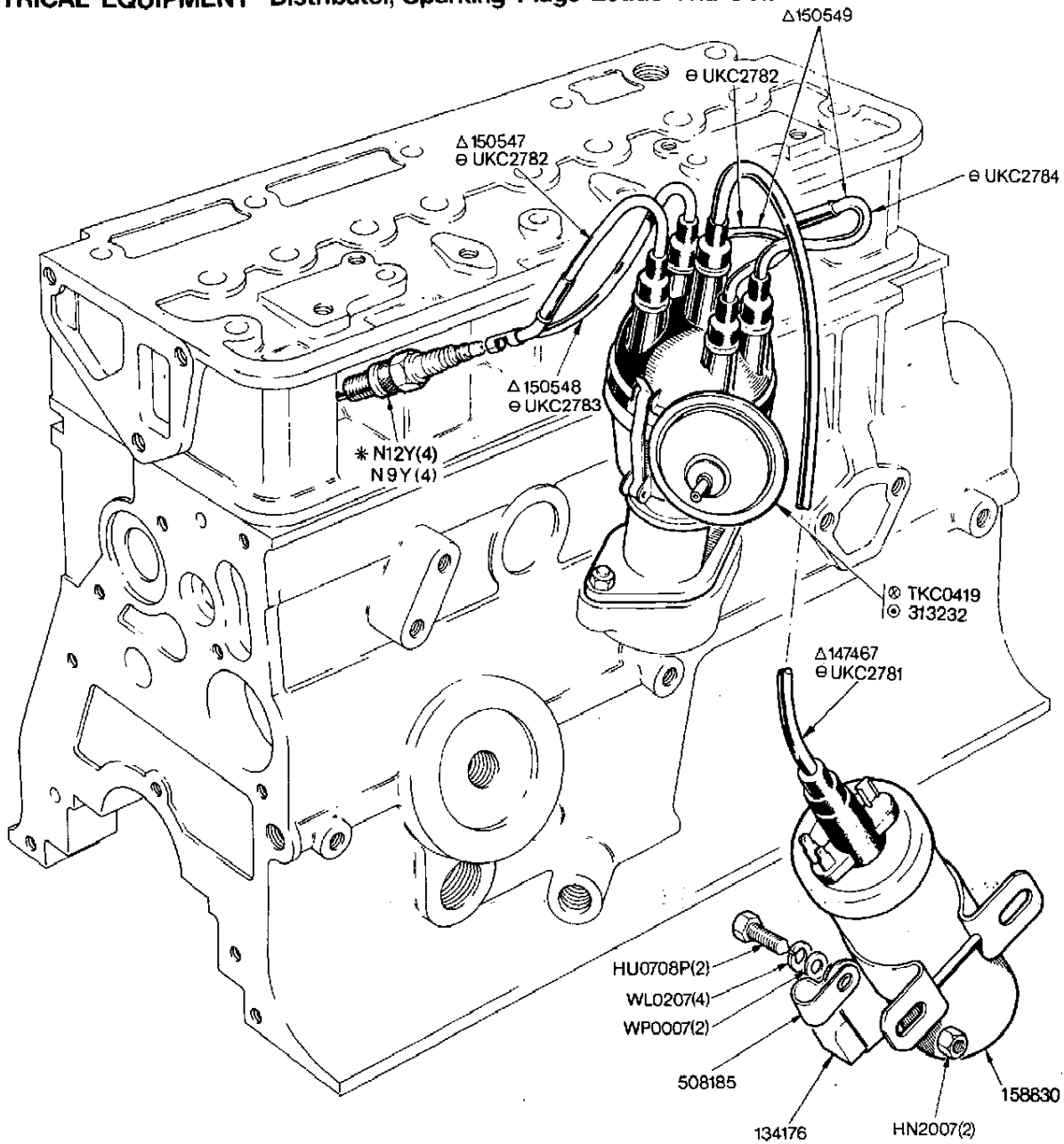
△ Workshop Manual  
 545254 (English)  
 545255 (French)  
 545256 (German)  
 545257 (Dutch)  
 545259 (Italian)  
 545292 (Danish)



SPITFIRE MKIV (1973) AND SPITFIRE 1500 09-84

B3058A

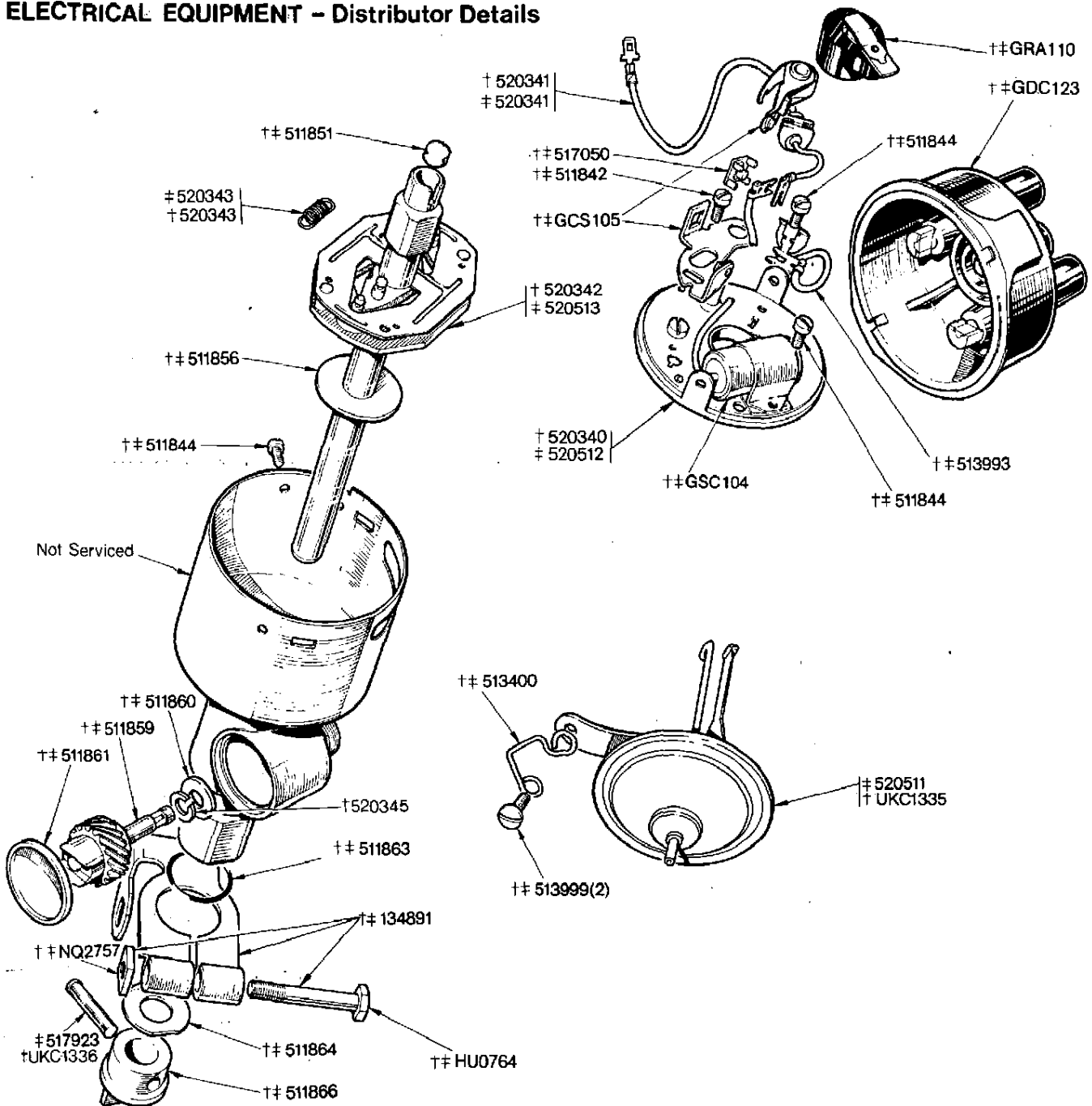
# ELECTRICAL EQUIPMENT—Distributor, Sparking Plugs Leads and Coil



## NOTE

- ⊗ TKC0419 Distributor Assembly Fitted to all markets except USA
  - ⊙ 313232 Distributor Assembly U.S.A. markets only.
  - Δ 517352 Coil and ignition lead kit
  - \* N12Y U.S.A. only
  - ⊖ RTC0709 Coil and Ignition Lead Kit (may be used for all replacements)
  - Δ Fitted up to Engine No. FH60977 and FM11468
  - ⊖ Fitted from Engine No. FH60978 and FM11469
- Items marked ⊖ are interchangeable with those marked Δ and may be used for all replacements.

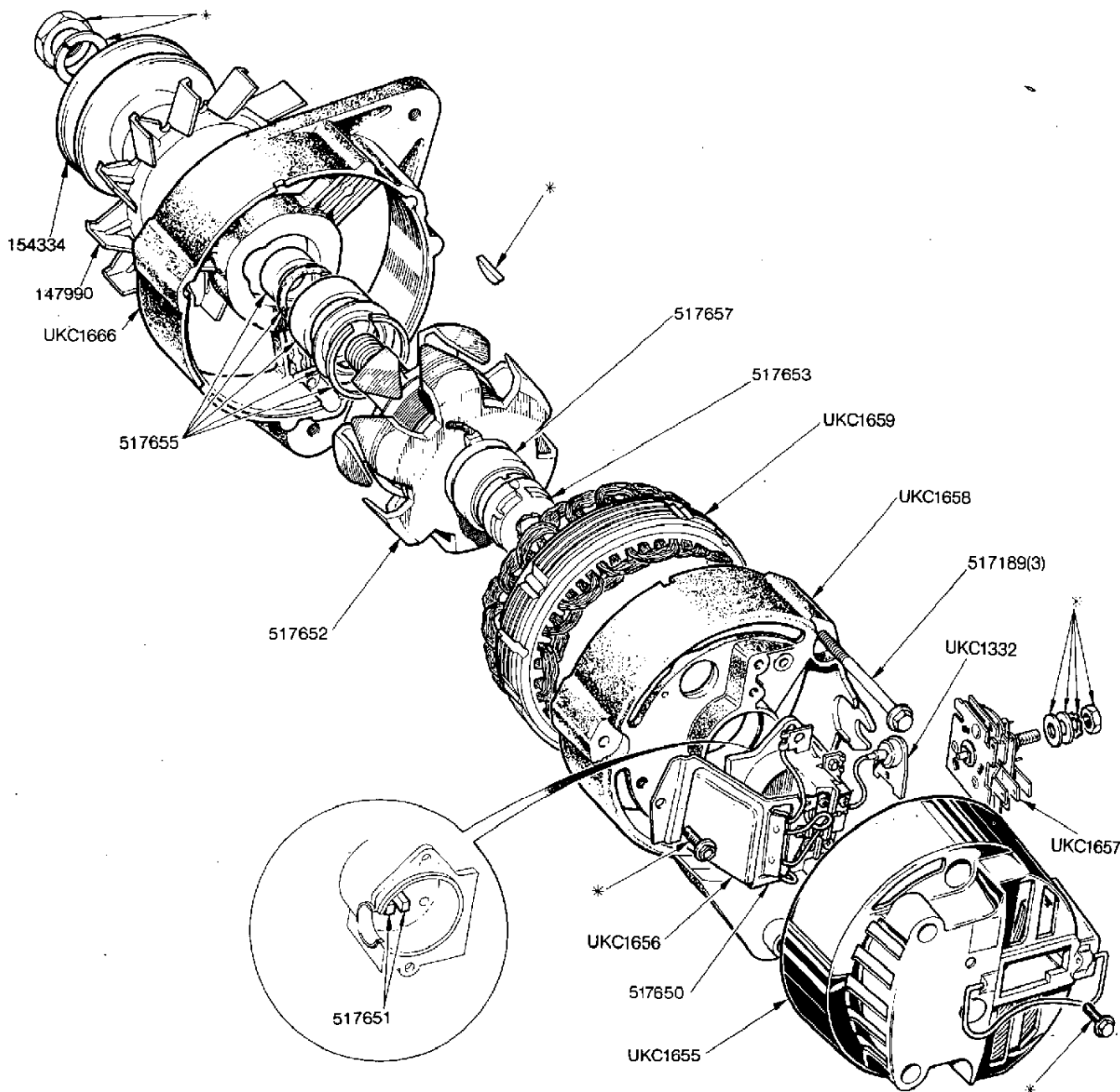
# ELECTRICAL EQUIPMENT - Distributor Details



**NOTE**

- † TKC0419 Distributor Assembly fitted to all markets except U.S.A.
- † 313232 Distributor Assembly U.S.A. markets only

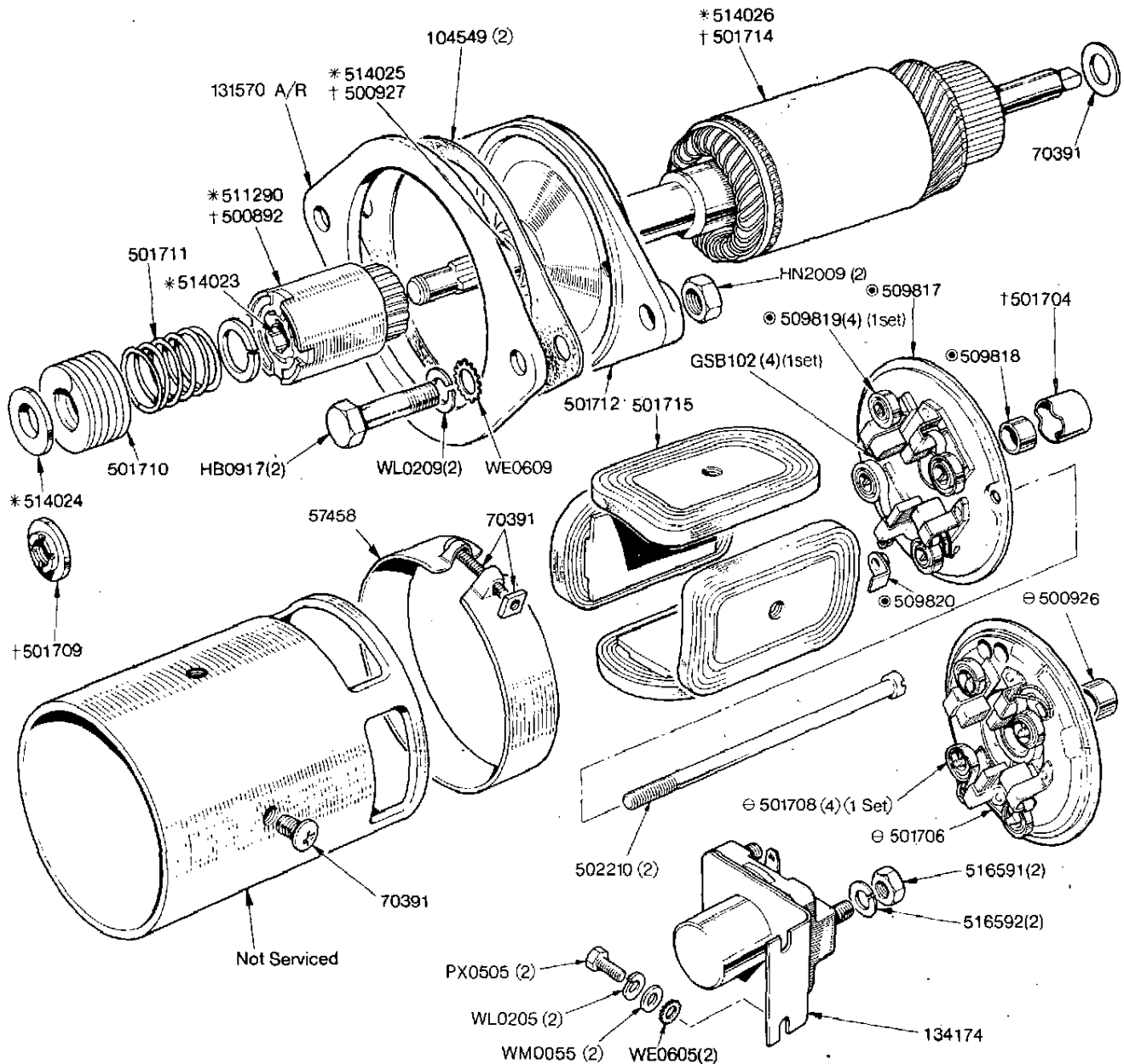
# ELECTRICAL EQUIPMENT - Alternator (Lucas)



NOTE  
 \*Items marked thus are part of Sundry part set 517237  
 For Alternator mounting details see illustrations 09-15 & 09-29,  
 219267 Alternator 16 ACR (Lucas)

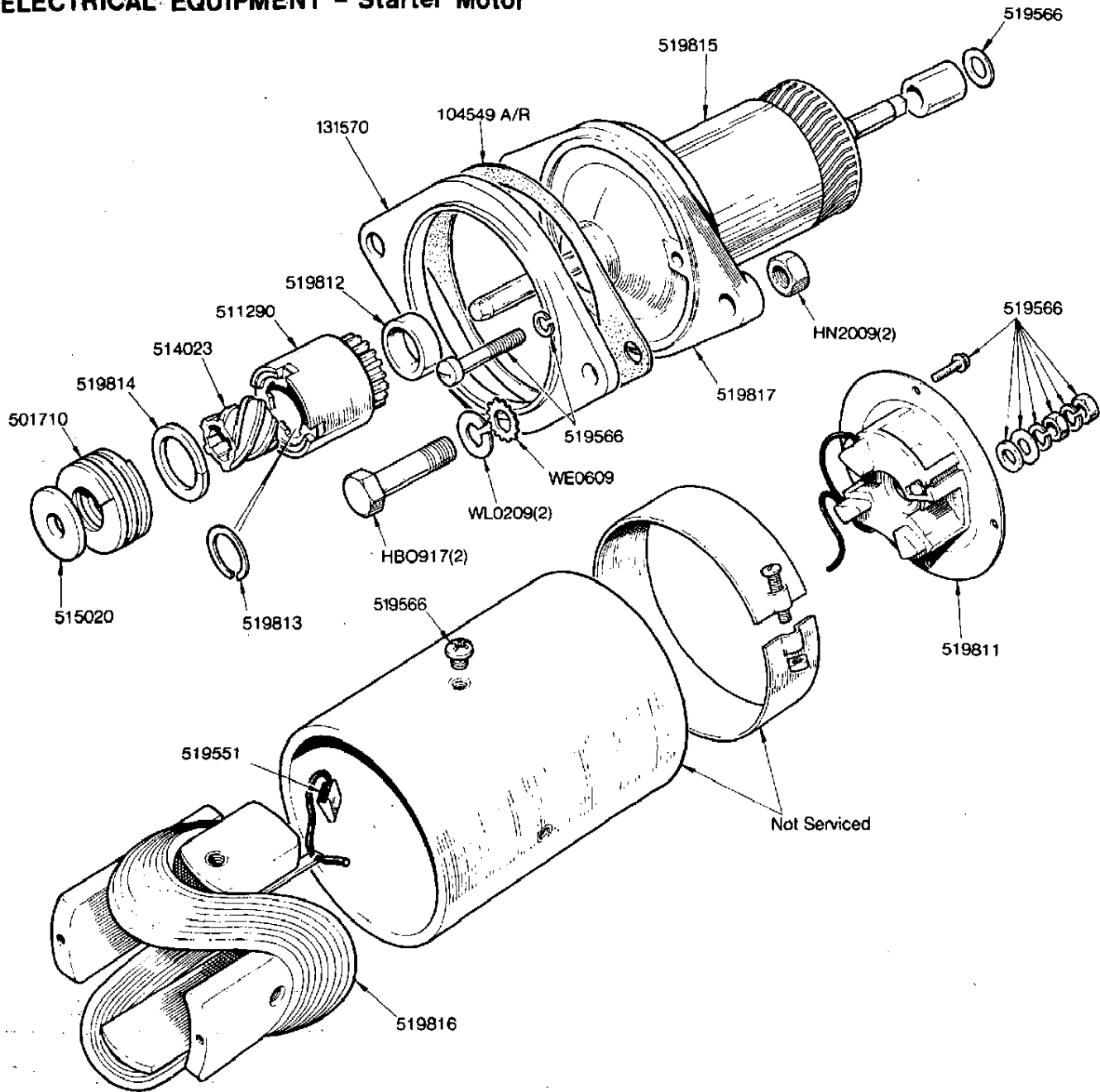
SPITFIRE MK IV (1973) and SPITFIRE 1500      10-06      B3061

# ELECTRICAL EQUIPMENT—Starter Motor



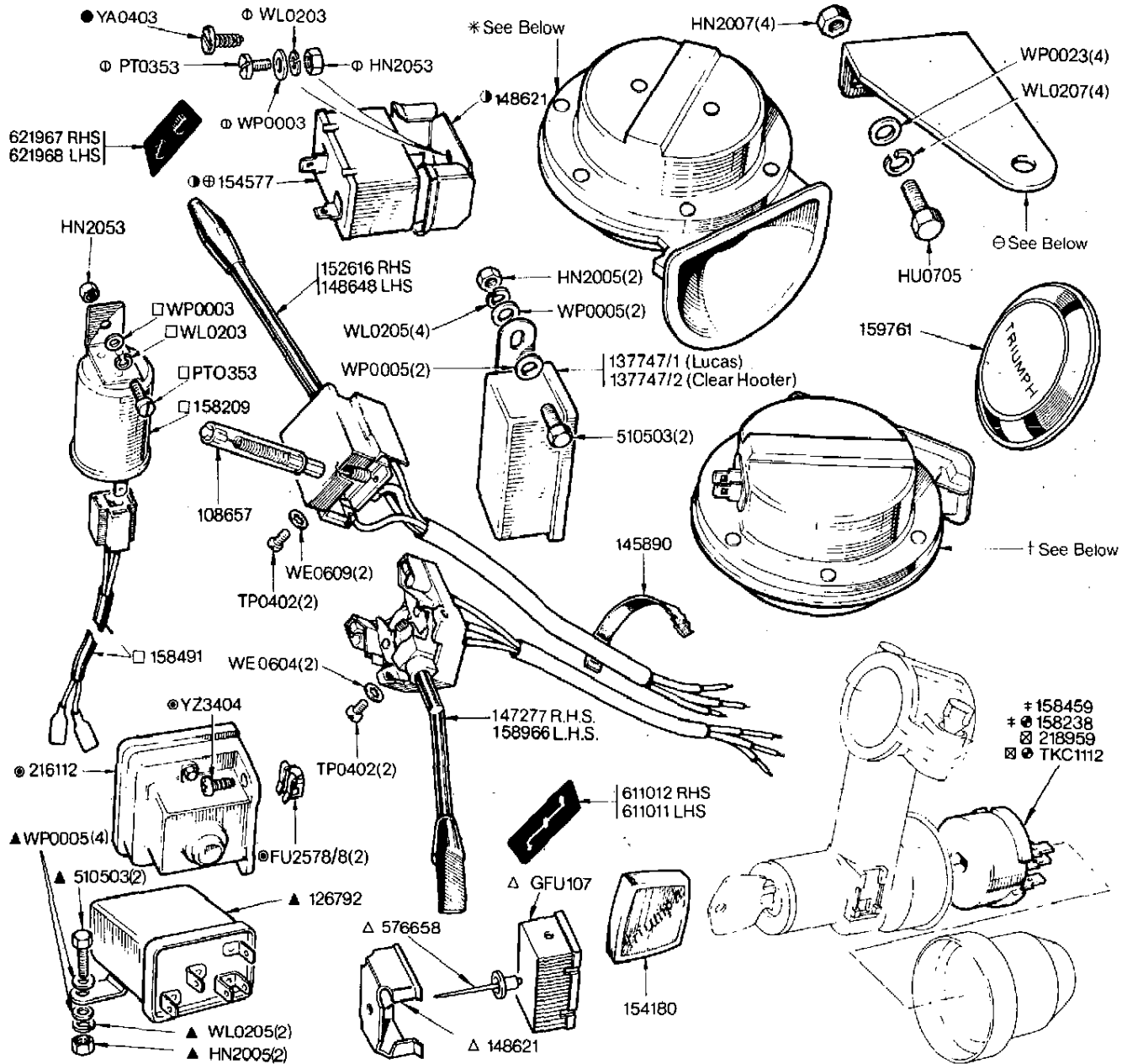
NOTE  
 200535 Starter Motor 1 off  
 70391 Sundry Parts Set 1 off  
 Items marked thus \* are part of Lucas No. 25079.B. only.  
 Items marked thus † are part of Lucas No. 25022 only.  
 Die cast commutator end bracket items are marked ⊖  
 Pressed metal commutator end bracket items are marked ⊙  
 See illustration 10-08 for Inertia type alternative Starter Motor

**ELECTRICAL EQUIPMENT - Starter Motor**



NOTE  
 200535 Starter Motor, inertia type (Lucas No. 25149B)  
 See illustration 10-07 for alternative Starter Motor

# ELECTRICAL EQUIPMENT- Steering Column Switches, Flasher Units, Horns, Relay etc.



**NOTE**

* 158137/1	Horn, high note (Lucas)-RH	1 off	
* 158137/2	Horn, low note (Clear Hooter)-RH	1 off	
+ 158138/1	Horn, low note (Lucas)-LH	1 off	
+ 158138/2	Horn, high note (Clear Hooter)-LH	1 off	

Lucas and Clear Hooter Horns are interchangeable in car sets only.

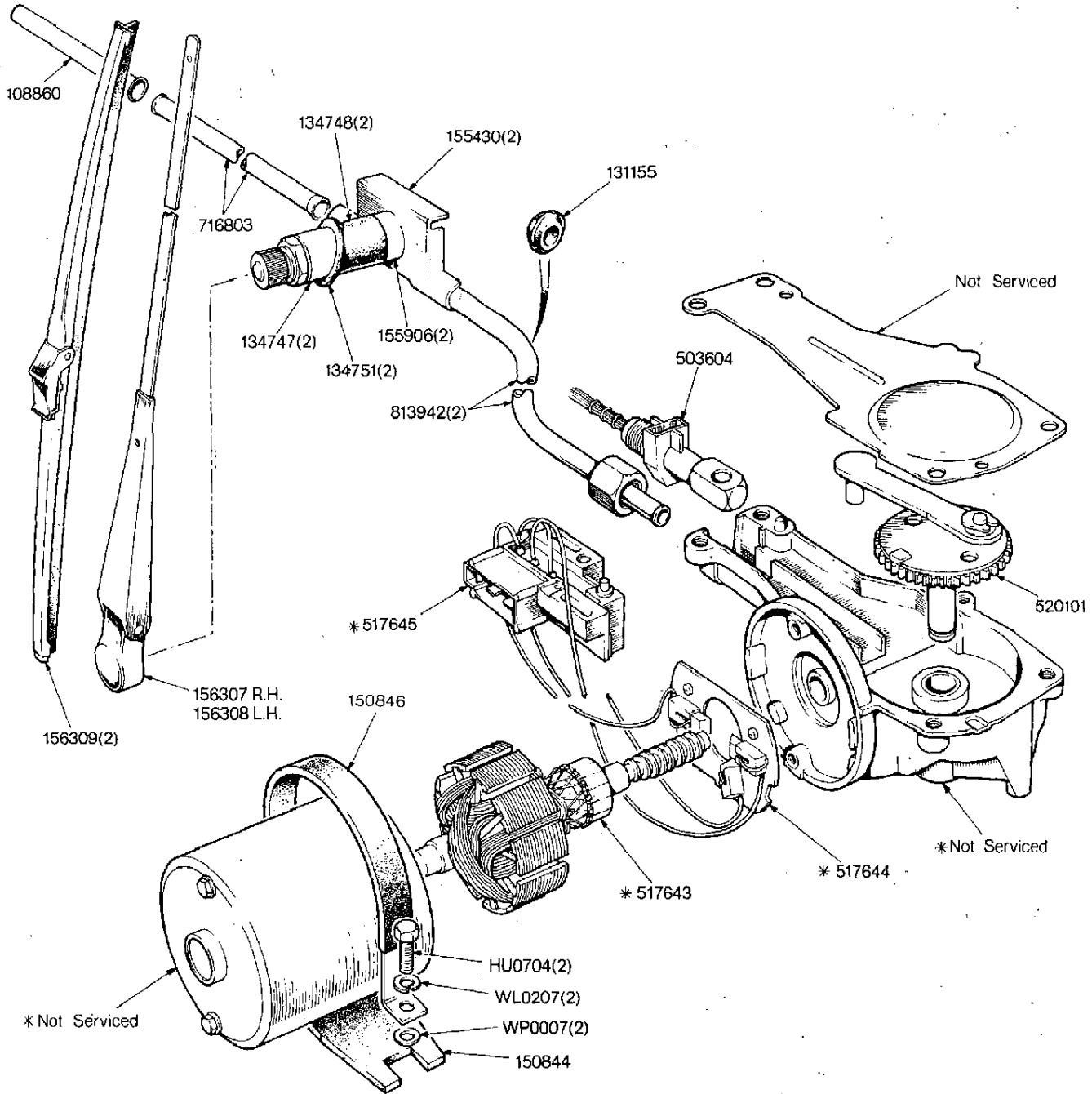
○ 156264	Bracket, horn mounting-RH	1 off	} For use with Lucas horns only
○ 156263	Bracket, horn mounting-LH	1 off	
○ 156276	Bracket, horn mounting-RH	1 off	} For use with Clear Hooter horns only
○ 156275	Bracket, horn mounting-LH	1 off	

● Alternative to ○  
 † Fitted up to Comm.No. FM10000U (USA) FH62644 Approx (RHS) and  
 ⊠ Fitted from Comm.No. FM10001U (USA) FH62645 Approx (RHS) and

⊕ Left Hand Steering only . Also B.A.O.R. (R.H.S.)  
 ○ Right Hand Steering only. Also Left Hand Steering (except U.S.A. from Commission No.)  
 ● U.S.A. only  
 △ Not required Germany from  
 □ Germany only  
 ● B.A.O.R. (R.H.S.)  
 ▲ U.S.A. From Commission No. FM10001U

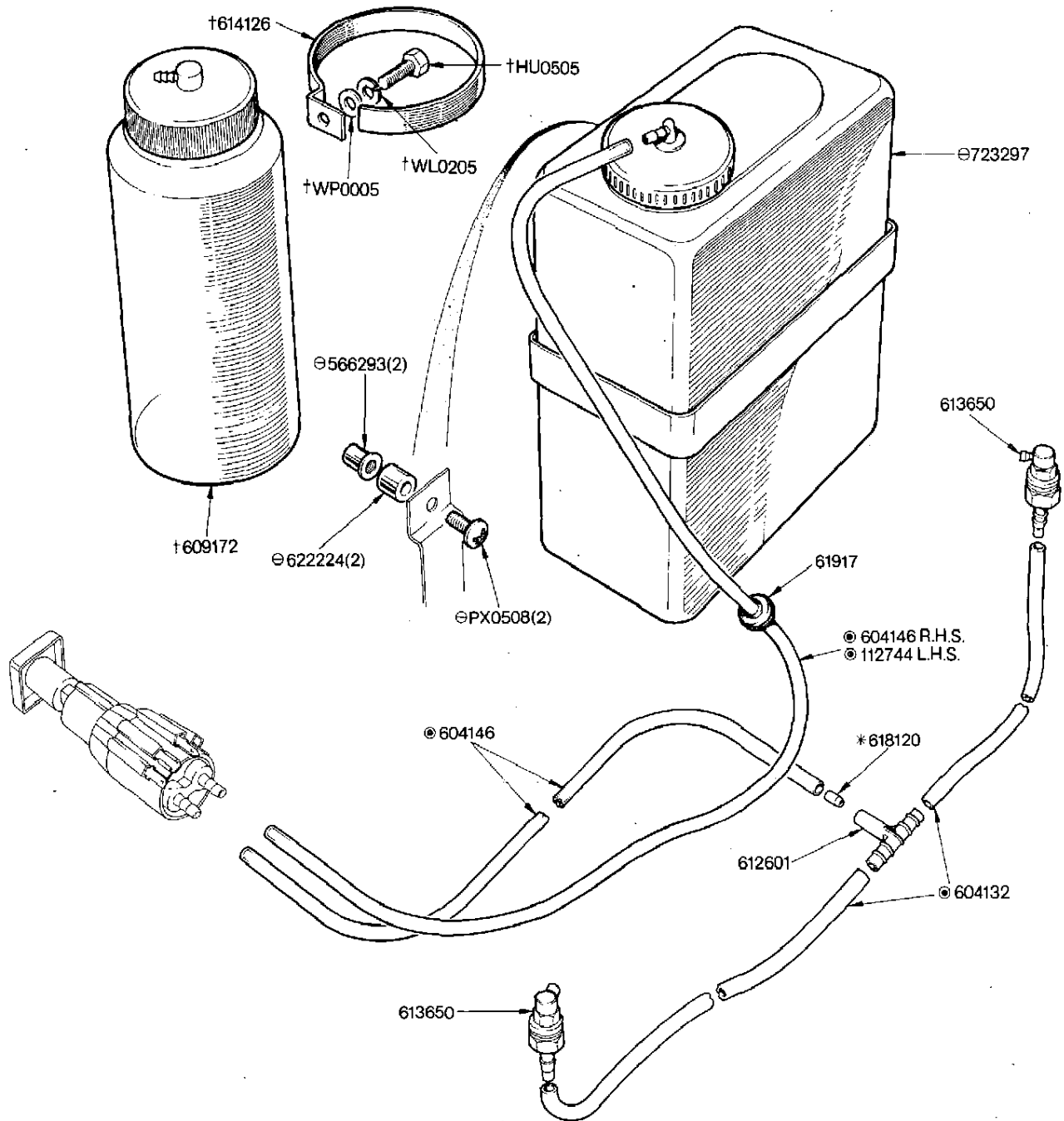


# ELECTRICAL EQUIPMENT - Windscreen Wiper



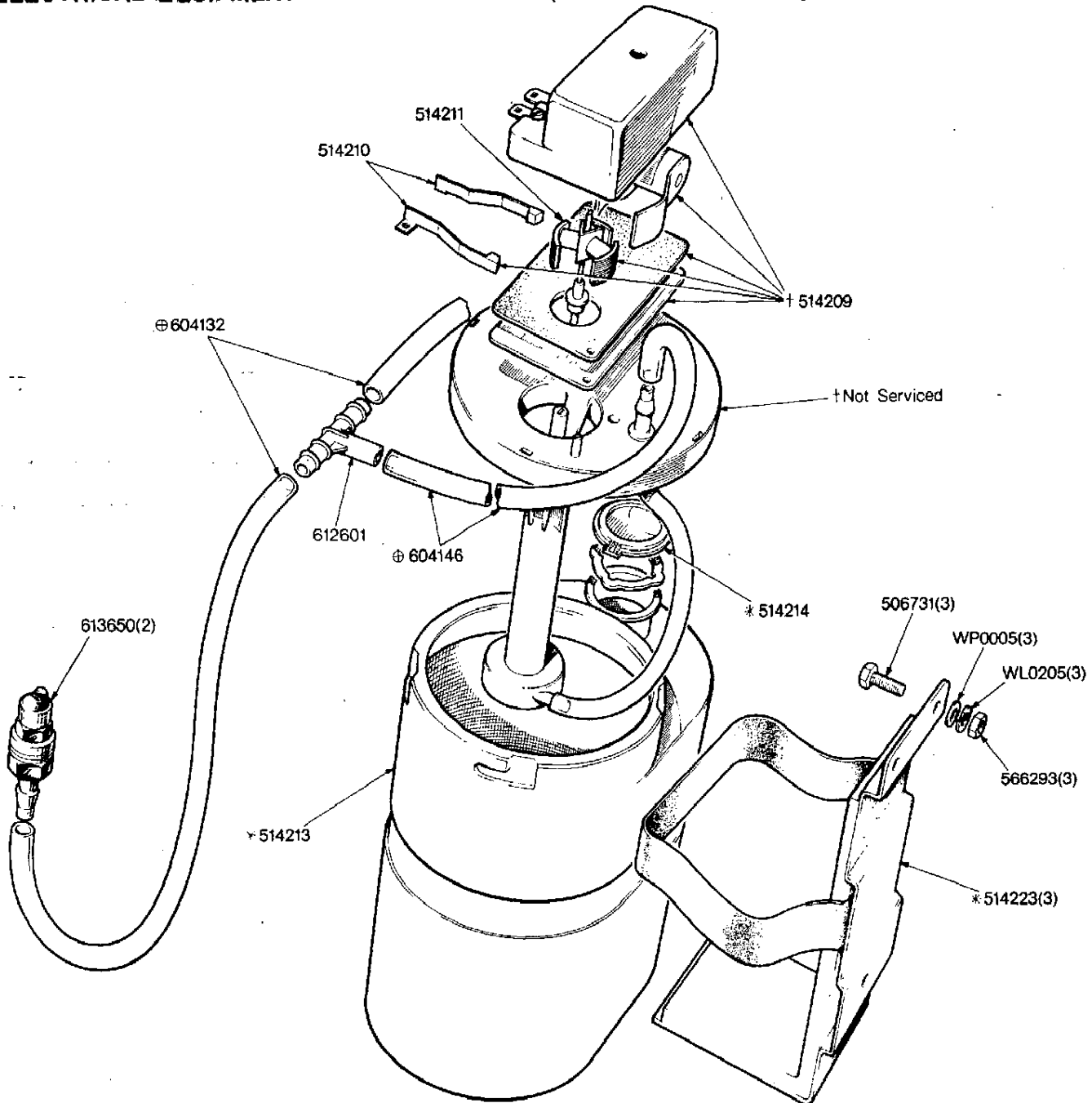
NOTE  
 517621 Windscreen Wiper Motor (two speed) 1off  
 (Comprising items marked thus \*)

# ELECTRICAL EQUIPMENT—Windscreen Washer (All countries except Sweden)



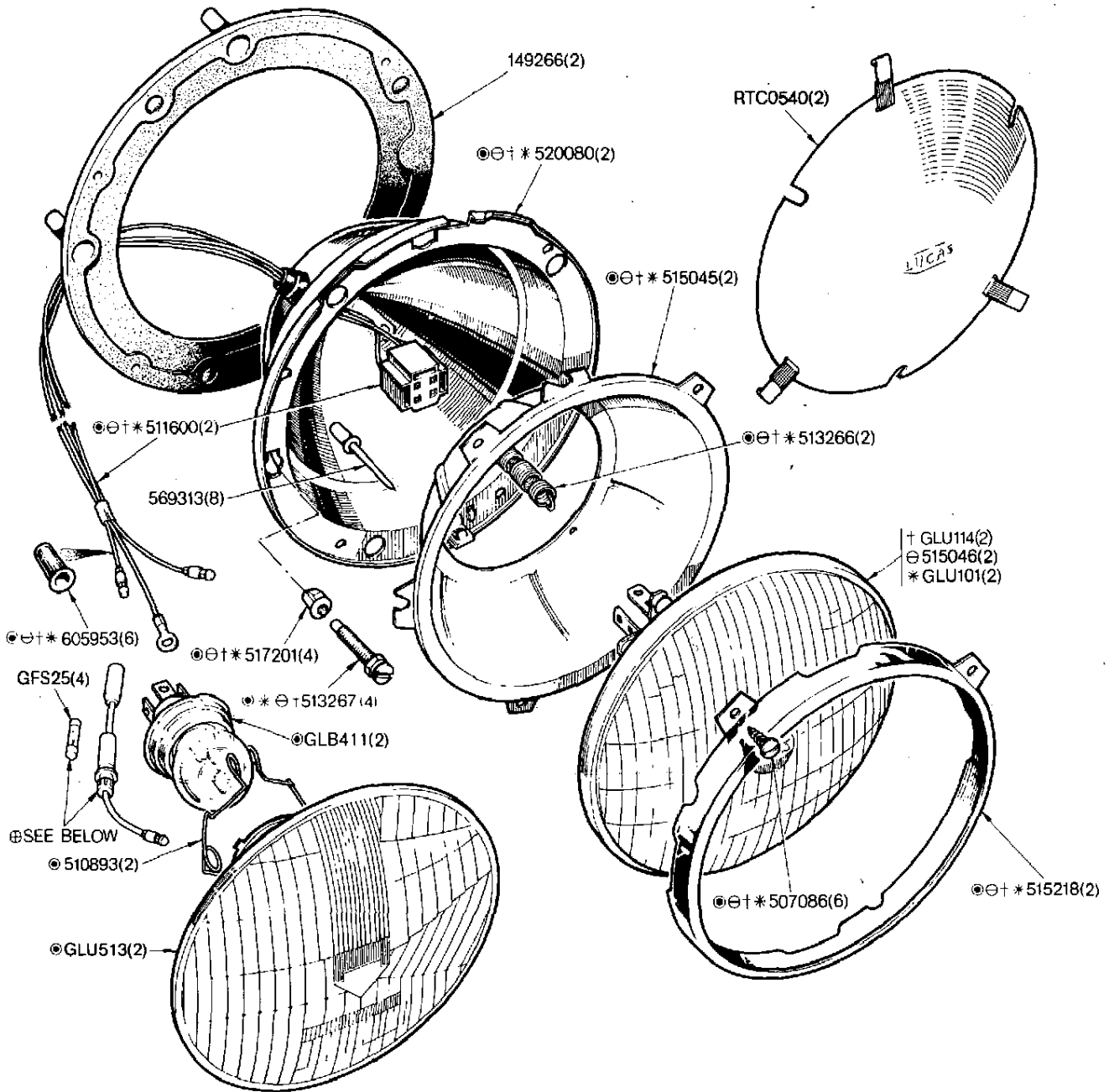
NOTE  
 ⊖ Germany only  
 † Not required for Germany  
 \* U.S.A. only  
 ⊙ Sold in feet

**ELECTRICAL EQUIPMENT - Windscreen Washer (Electric) - Sweden only**



<b>NOTE</b>		
211710	Electric Washer and Bottle Assembly (Comprising items marked thus *)	1 off
* 514212	Motor, Pump and Cover Assembly (Comprising items marked thus †)	1 off
⊕	Sold in feet	

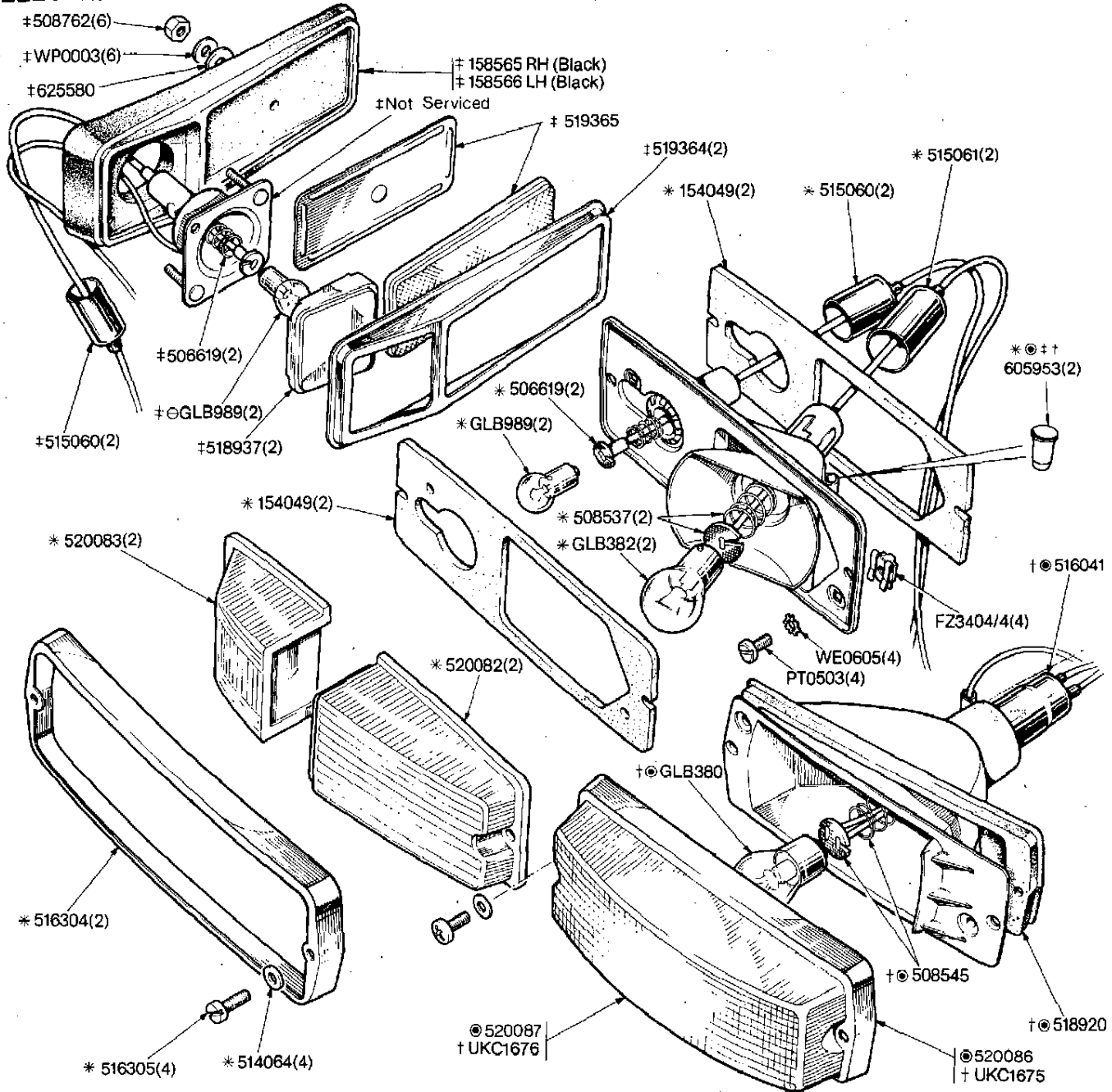
# ELECTRICAL EQUIPMENT - Headlamps



**NOTE**

514265	Headlamp Assembly	L.H. Rule of the road. R.H.S. Home and Export	2 off	Comprising items marked thus *
517840	Headlamp Assembly	R.H. Rule of the road. L.H.S. Except U.S.A., Canada and France.	2 off	Comprising items marked thus †
508793	Headlamp Assembly	U.S.A. and Canada only. L.H.S.	2 off	Comprising items marked thus ⊕
514268	Headlamp Assembly	France, Vietnam and French countries. L.H.S.	2 off	Comprising items marked thus ⊖
⊕⊖† 158858	Fuse Assembly.in-line, Dip Beam.Blue/Red	Italy only	2 off	
⊕⊖† 158734	Fuse Assembly.in-line, Main Beam.Blue/White		2 off	

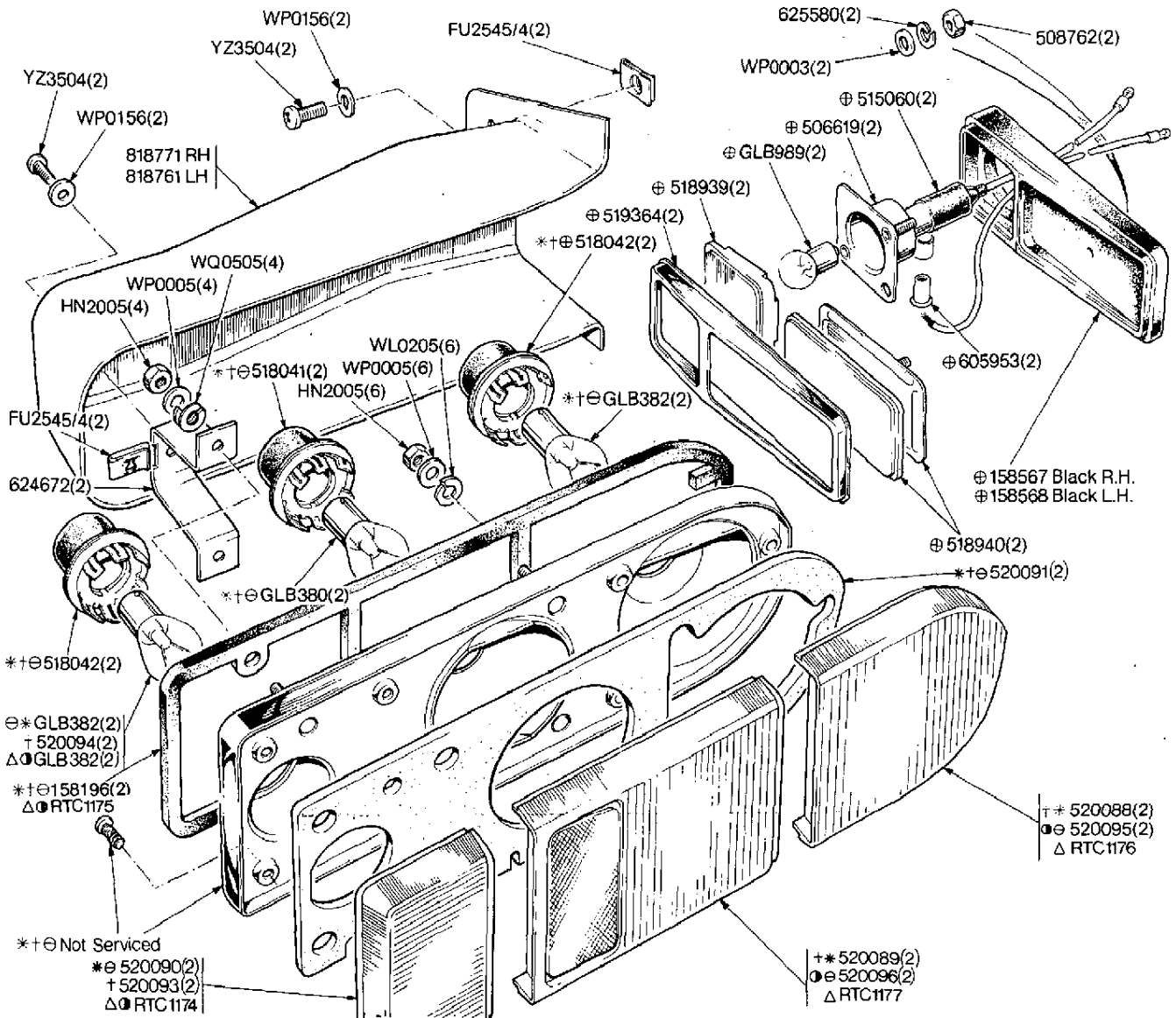
# ELECTRICAL EQUIPMENT-Front Side/Flasher Lamp and Front Side Marker Lamp



**NOTE**

155416	Front Side/Flasher Lamp (Comprising items marked thus *)	2 off	All markets except U.S.A. and Italy
159154	Front Side Flasher Lamp (White Side/White Flasher)	} Italy only. Comprising items marked thus †	
155418	Front Side/Flasher Lamp (Comprising items marked thus ©)		
158561	Side/Marker Lamp, Front RH	1 off	} U.S.A. only.
158562	Side/Marker Lamp, Front LH (Comprising items marked thus †)	1 off	

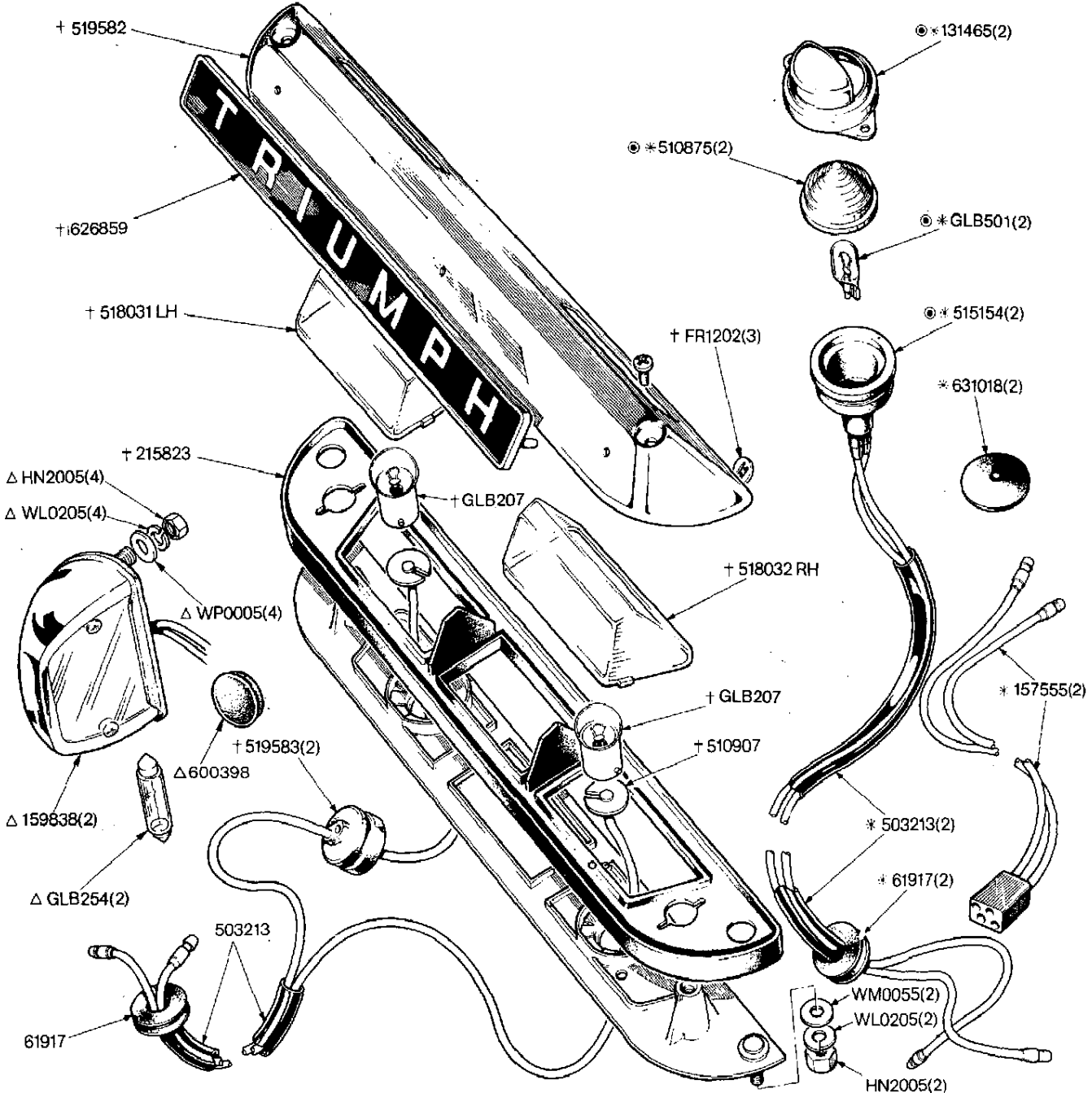
# ELECTRICAL EQUIPMENT - Stop/Tail/Flasher/Reflex/Reverse Lamp, Side Marker Lamp



NOTE		
216932	Stop Tail Flasher Reflex and Reverse Lamp R.H.	All markets except U.S.A. and France (up to Comm.No. ) (Comprising items marked thus * )
216933	Stop Tail Flasher Reflex and Reverse Lamp L.H. (Red Stop Tail, Amber Flasher, White Reverse).	
216934	Stop Tail Flasher Reflex and Reverse Lamp R.H.	France Only (up to Comm.No. ) (Comprising items marked thus † )
216935	Stop Tail Flasher Reflex and Reverse Lamp L.H. (Red Stop Tail, Amber Flasher, Amber Reverse).	
TKC0178	Stop Tail Flasher Reflex and Reverse Lamp R.H.	U.S.A. Only (up to Comm.No. FM11632) (Comprising items marked thus ⊕ )
TKC0394	Stop Tail Flasher Reflex and Reverse Lamp L.H. (Red Stop Tail, Amber Flasher, White Reverse).	
TKC0941	Stop Tail Flasher Reflex and Reverse Lamp R.H.	All markets except U.S.A. from Comm.No. FH (Comprising items marked thus Δ )
TKC0940	Stop Tail Flasher Reflex and Reverse Lamp L.H. (Red Stop Tail, Amber Flasher, White Reverse).	
TKC0943	Stop Tail Flasher Reflex and Reverse Lamp R.H.	U.S.A. markets from Comm. No. FM11633 (Comprising items marked thus ⊕ )
TKC0942	Stop Tail Flasher Reflex and Reverse Lamp L.H. (Red Stop Tail, Amber Flasher, White Reverse).	
158563	Side Marker Assembly-rear (red) R.H.	U.S.A. Only, (Comprising items marked thus ⊕ )
158564	Side Marker Assembly-rear (red) L.H.	

SPITFIRE MK IV (1973) and SPITFIRE 1500

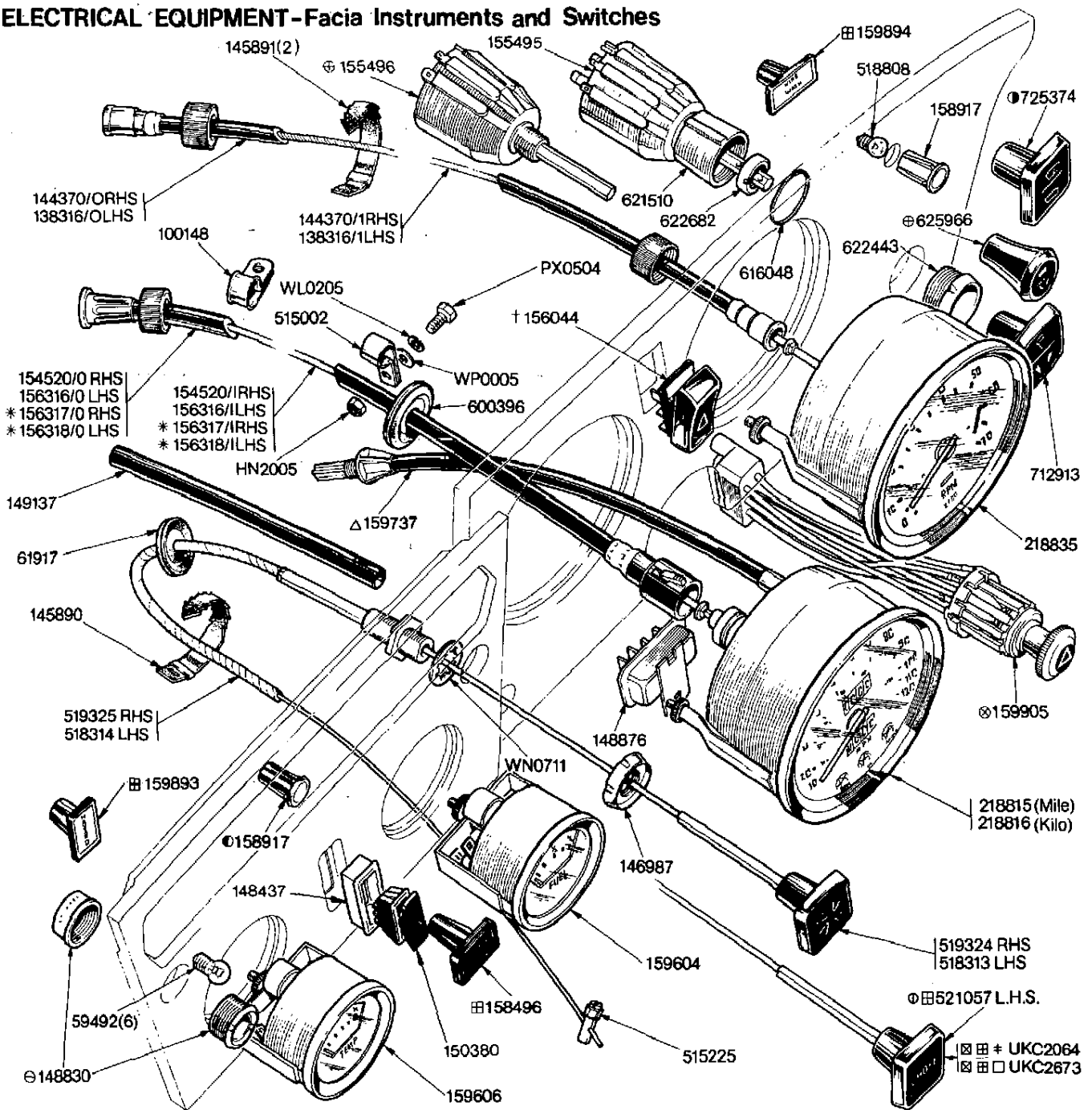
# ELECTRICAL EQUIPMENT-Rear Number Plate Lamp



**NOTE**

- |               |   |       |                                  |
|---------------|---|-------|----------------------------------|
| 718028        | Rear Number Plate Lamp and Badge Assembly | 1 off | (Comprising items marked thus +) |
| 142002        | Rear Number Plate Lamp Assembly           | 2 off | (Comprising items marked thus ⊙) |
| * Italy only  |   |       |                                  |
| 518270        | Screws, Number Plate to Rear Bumper       |       | Italy only                       |
| Δ U.S.A. only |   |       |                                  |

# ELECTRICAL EQUIPMENT - Facia Instruments and Switches



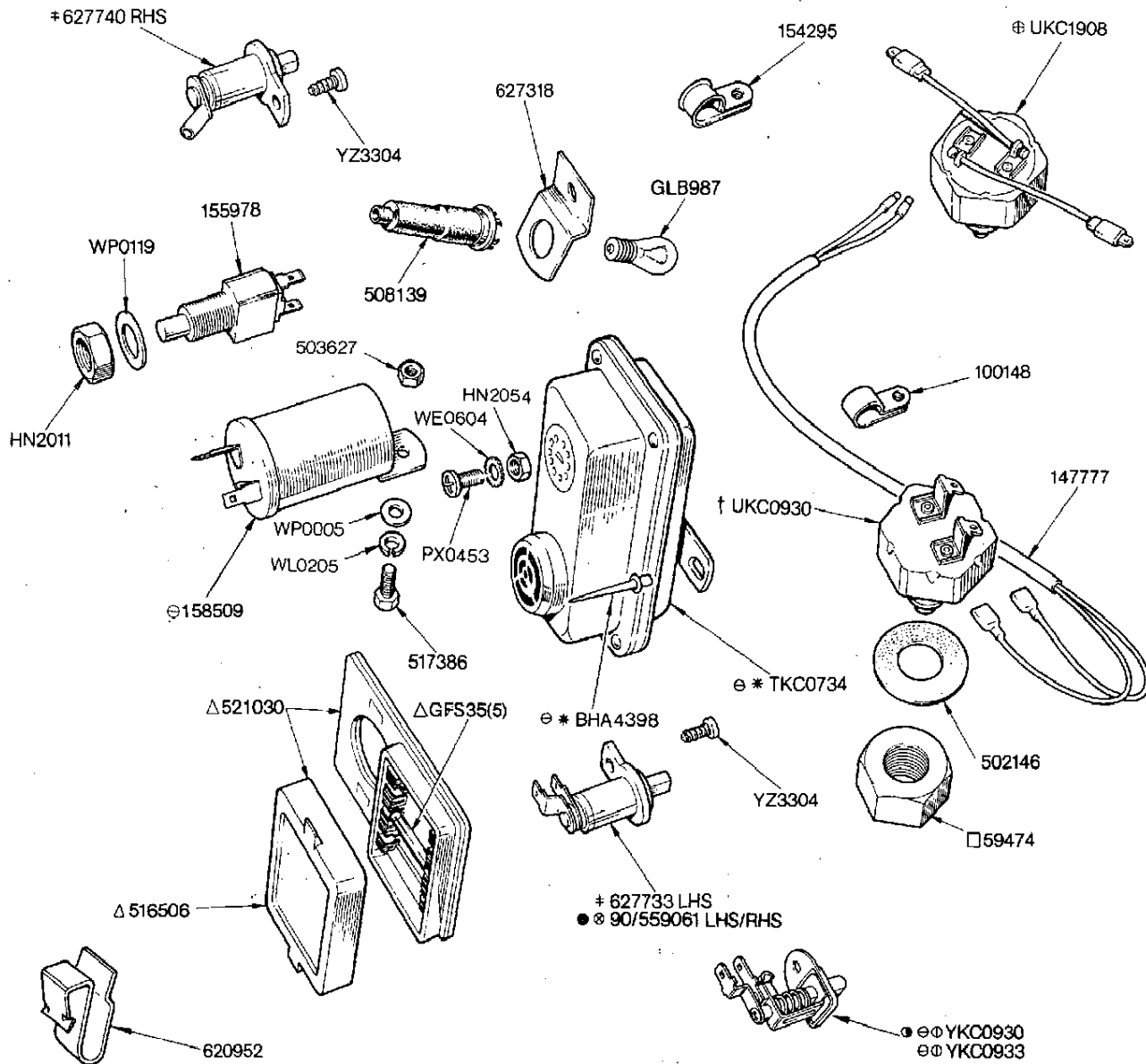
## NOTE

- + 156044 Fitted on L.H.S. Cars only
- ⊖ 148830 Fitted on Models with Dual Brakes or Hazard Warning
- △ Part of Assembly 218815 or 218816
- \* Overdrive only
- ⊕ Sweden only

- ⊞ U.S.A.
- ⊖ U.S.A. only, but will be supplied for all markets when stocks of 625966 and 712913 are exhausted.
- ⊙ Italy only Fitted from Commission No. FH52644
- ⊗ B.A.O.R. (R.H.S.)
- ⊕ Fitted up to Commission No. FM10000U
- ⊞ Fitted from Commission No. FM10001U
- \* Proctor alternative to UKC2673
- ⊞ J.Clark alternative to UKC2064



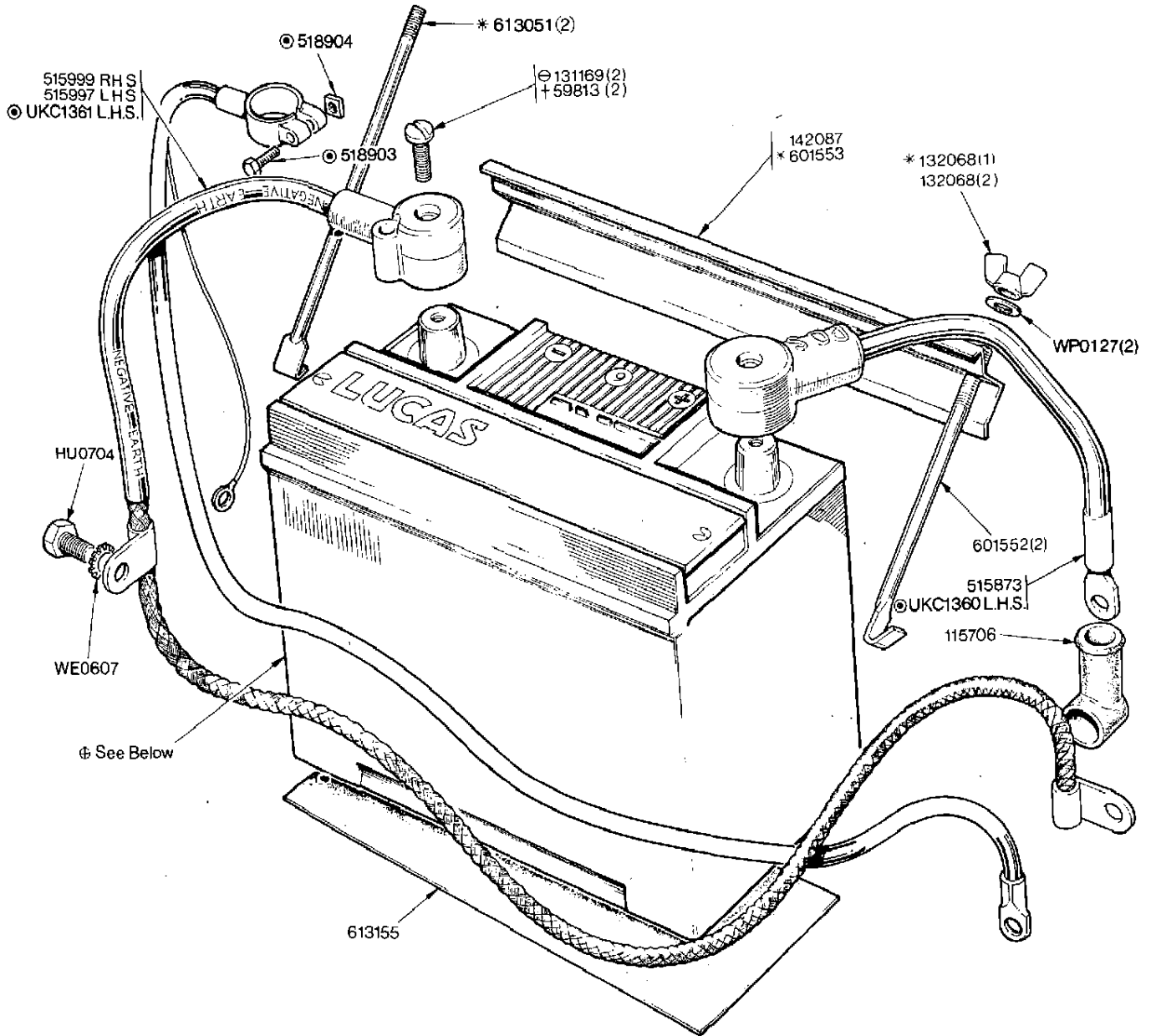
# ELECTRICAL EQUIPMENT – Fuse, Fuse Cover, Courtesy Switch, etc.



**NOTE**

- △ Part of Main Harness Assembly
- ▣ Required when Overdrive and/or Seat Sensor is fitted.
- ⊖ U.S.A. only
- ⊕ UKC1908 Required for Reverse Light
- † UKC0930 Required for Overdrive and Seat Sensor
- ‡ Fitted up to Commission No. FM10000 (U.S.A.) and FH60000 other markets
- ⊗ Fitted from Commission No. FM10001 (U.S.A.) and FH60001 other markets
- ⊙ Alternatives fitted from Commission No. FM6200U approx (U.S.A.)
- \* From Commission No. FM10001U
- YKC0930 Required for L.H.S. Ignition Illumination (Markets other than U.S.A.) From Commission No. FH59261
- 2off required U.S.A. from Commission No. FM10.001U

# ELECTRICAL EQUIPMENT—Battery and Leads



**NOTE**

- ⊗ \* 218167 Battery Lucas A11/9 1 off
- ⊕ 514124 Battery - Lucas } alternative 1off } normal fitment
- 515189 Battery - Exide } alternative 1off }
- Δ \* 141761 Battery - cold climate heavy duty 1off
- \* Canada only
- ⊙ U.S.A. from Commission No. FM7563 and alternative fitment other markets (L.H.S.)
- ⊖ Alternative to †

- Δ From Commission No. FM4756
- ⊗ From Commission No. FM4757

## ELECTRICAL EQUIPMENT - Wiring Harness etc.

Part No.	Description	No. per Unit	Remarks
UKC.0856	Body Harness (Dual Level)	1	Fitted up to Comm. No.
TKC.0944	Body Harness (Single Level)	1	Fitted up to Comm. No.
159939	Body Harness L.H.S. (U.S.A. only)	1	U.S.A. only up to Comm. No. FM10000U
UKC.1489	Body Harness L.H.S. (U.S.A.)	1	Fitted from Comm. No. FM.10001U
59813	Screw, S/t battery leads to battery	2	Alternative to 131139
131169	Screw, S/t battery leads to battery	2	Alternative to 59813
511551	Sleeve, wiring clips to frame	6	
503213	Sleeve, wiring clips to body	38	
511541	Sleeve, harness to grille clip	1	
145890	Cleat, cable (Coil H.T. lead to No.4 lead)	1	
611793	Clip, cable, horn leads to radiator cradle	2	
125469	Clip, headlamp cables to bonnet hinge	1	
612703	Clip, lighting cables to chassis	7	
508726	Clip, temperature lead to alternator bracket	1	
313274	Main harness R.H.S.	1	Up to Comm. No. FH.62644 Approx.
313273	Main harness L.H.S.	1	Up to Comm. No.
RKC.0569	Main harness R.H.S.	1	From Comm. No. FH.62645 Approx.
RKC.0570	Main harness L.H.S.	1	From Comm. No.
313268	Main harness L.H.S. (U.S.A.)	1	U.S.A. only up to Comm. No. FM.10000U
RKC.0352	Main harness L.H.S. (U.S.A.) Atts. RKC.0959	1	U.S.A. from Comm. No. FM.10001U
RKC.0959	Main harness } may be used for all replacements	1	
158501	Diode encapsulated	1	U.S.A. only
158371	Gearbox harness L.H.S. (U.S.A.)	1	U.S.A. only
149967	Lead, extension, dual brake switch - L.H.S.	1	
56177	Connector, double snap - Italy only	1	
508725	Clip, cable, alternator leads	1	
153984	Lead, extension, windscreen wiper and washer	1	
515002	Clip, harness to engine bay valance	1	
PX0504	Setscrew, clip to engine bay valance	1	
WP0005	Washer, plain, clip to engine bay valance	1	
WL0205	Washer, lock, clip to engine bay valance	1	
HN2005	Nut, clip to engine bay valance	1	
144117	Clip edge, main harness to front suspension mounting bracket	1	
134301	Earth bond, steering rack to chassis - R.H.S.	1	
WNO708	Washer, shakeproof, earth bond, R.H.S.	2	
511481	Lead, starter to solenoid - R.H.S.	1	
516064	Lead, starter to solenoid - L.H.S.	1	
UKC.1363	Lead, starter to solenoid - L.H.S.	1	U.S.A. from Comm. No.

ELECTRICAL EQUIPMENT - Wiring Harness etc. continued

Part No.	Description	No. per Unit	Remarks
159643	Lead, conversion, reverse lamp feed through side lamps	1	Italy only, fitted from Comm. No. FH.52624
159644	Lead, extension, side lamp warning light	1	
160202	Lead, extension, hazard warning	1	B.A.O.R. only
515409	Connector, double snap	1	Italy only
ZKC.0533	Lead, aerial jumper	1	
UKC.2184	Lead, loudspeaker	1	
UKC.2211	Capacitor, suppression, coil	1	U.S.A fitted from Comm. No. FM.10001U
UKC.2212	Capacitor, suppression, alternator	1	



BODY AND FITTINGS - Body Assembly

Part No.	Description	No. per Unit	Remarks
577713	BODY COMPLETE, SOFT TOP, PAINTED AND TRIMMED, INCLUDING SEATS, R.H.S.	1	
577714	BODY COMPLETE, SOFT TOP, PAINTED AND TRIMMED, INCLUDING SEATS AND HEAD RESTRAINTS, R.H.S.	1	
577719	BODY COMPLETE, HARD TOP, PAINTED AND TRIMMED INCLUDING SEATS, R.H.S.	1	
577720	BODY COMPLETE, HARD TOP, PAINTED AND TRIMMED, INCLUDING SEATS AND HEAD RESTRAINTS, R.H.S.	1	
577725	BODY COMPLETE, HARD TOP AND SOFT TOP, PAINTED AND TRIMMED, INCLUDING SEATS, R.H.S.	1	
577726	BODY COMPLETE, HARD TOP AND SOFT TOP, PAINTED AND TRIMMED, INCLUDING SEATS AND HEAD RESTRAINTS, R.H.S.	1	
577716	BODY COMPLETE, SOFT TOP, PAINTED AND TRIMMED, INCLUDING SEATS, L.H.S.	1	All Markets except U.S.A.
577717	BODY COMPLETE, SOFT TOP, PAINTED AND TRIMMED, INCLUDING SEATS AND HEAD RESTRAINTS, L.H.S.	1	
577722	BODY COMPLETE, HARD TOP, PAINTED AND TRIMMED INCLUDING SEATS, L.H.S.	1	
577723	BODY COMPLETE, HARD TOP, PAINTED AND TRIMMED, INCLUDING SEATS AND HEAD RESTRAINTS, L.H.S.	1	
577728	BODY COMPLETE, HARD TOP AND SOFT TOP, PAINTED AND TRIMMED, INCLUDING SEATS, L.H.S.	1	
577729	BODY COMPLETE, HARD TOP AND SOFT TOP, PAINTED AND TRIMMED, INCLUDING SEATS AND HEAD RESTRAINTS, L.H.S.	1	All markets except U.S.A.
577737	BODY COMPLETE, SOFT TOP, PAINTED AND TRIMMED, INCLUDING SEATS AND HEAD RESTRAINTS, L.H.S. U.S.A.	1	U.S.A. only
577739	BODY COMPLETE, HARD TOP, PAINTED AND TRIMMED INCLUDING SEATS AND HEAD RESTRAINTS, L.H.S. U.S.A.	1	
577741	BODY COMPLETE, HARD TOP AND SOFT TOP, PAINTED AND TRIMMED, INCLUDING SEATS AND HEAD RESTRAINTS, L.H.S. - U.S.A.	1	
577712	BODY COMPLETE, SOFT TOP, PAINTED AND TRIMMED, LESS SEATS, R.H.S.	1	

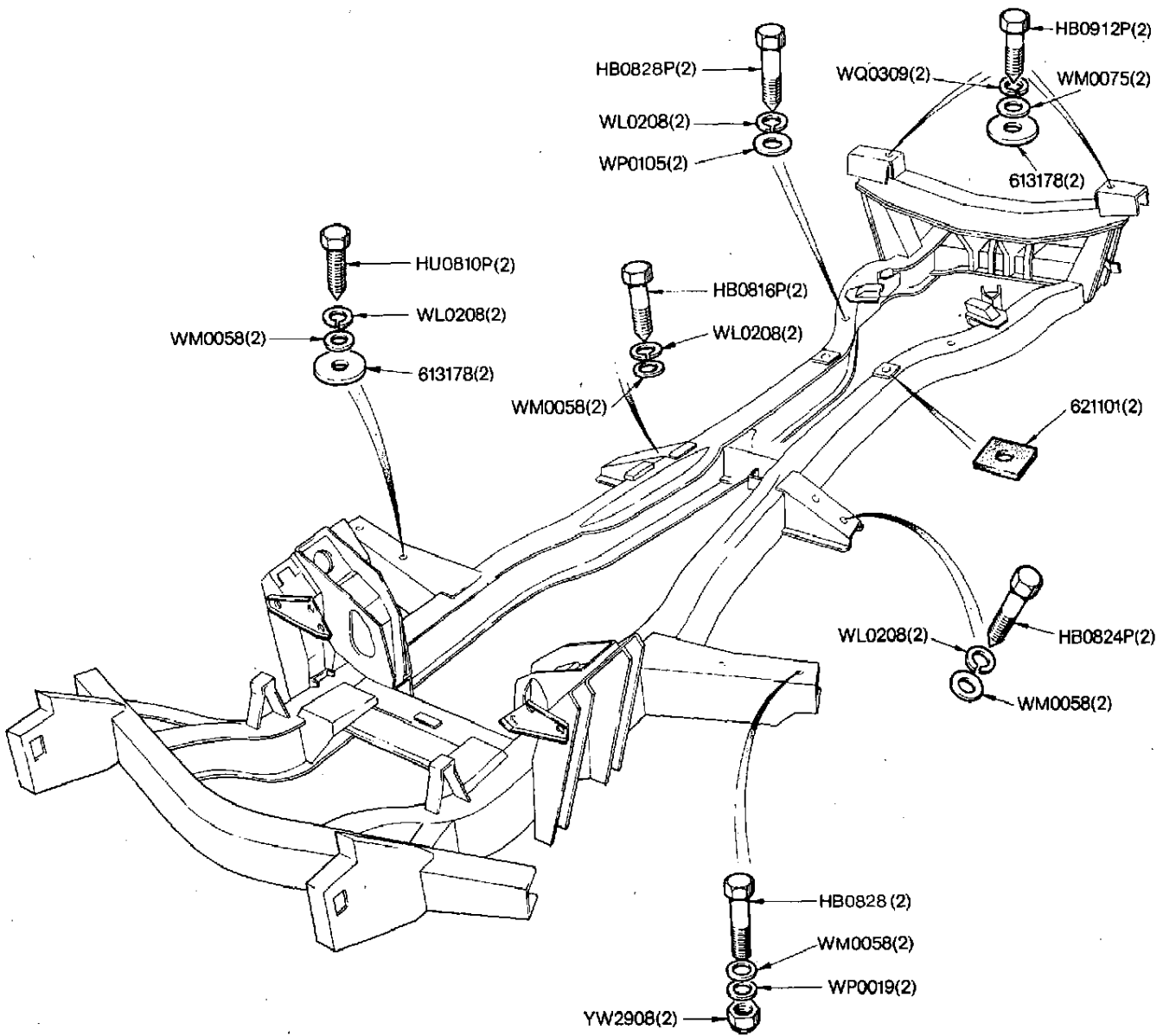


BODY AND FITTINGS - Body Assembly

Part No.	Description	No. per Unit	Remarks
577718	BODY COMPLETE, HARD TOP, PAINTED AND TRIMMED LESS SEATS, R.H.S.	1	
577724	BODY COMPLETE, HARD TOP AND SOFT TOP, PAINTED AND TRIMMED, LESS SEATS, R.H.S.	1	
577715	BODY COMPLETE, SOFT TOP, PAINTED AND TRIMMED, LESS SEATS, L.H.S.	1	All markets except U.S.A.
577721	BODY COMPLETE, HARD TOP, PAINTED AND TRIMMED LESS SEATS, L.H.S.	1	
577727	BODY COMPLETE, HARD TOP AND SOFT TOP, PAINTED AND TRIMMED, LESS SEATS, L.H.S.	1	
577736	BODY COMPLETE, SOFT TOP, PAINTED AND TRIMMED, LESS SEATS, L.H.S. - U.S.A.	1	U.S.A. only
577738	BODY COMPLETE, HARD TOP, PAINTED AND TRIMMED, LESS SEATS, L.H.S. - U.S.A.	1	
577740	BODY COMPLETE, HARD TOP AND SOFT TOP, PAINTED AND TRIMMED, LESS SEATS, L.H.S. - U.S.A.	1	
<p>Note:- The foregoing Body complete assemblies are supplied less the following items:- Facia Ash Tray, Steering Column, Parcel Tray, Brackets and cowl, Heater, Front and Rear Bumpers, Electrical Equipment, Instruments, Master Cylinders, Screen Washer</p>			
913831	BODY SHELL, PRIME FINISH - R.H.S.	1	All markets except U.S.A.
913832	BODY SHELL, PRIME FINISH - L.H.S.	1	
<p>Note:- The above units are complete with Doors, Bonnet, Trunk Lid and Front Valance</p>			
913817	BODY SHELL, PRIME FINISH - R.H.S.	1	All Markets except U.S.A.
913818	BODY SHELL, PRIME FINISH - L.H.S.	1	
<p>Note:- The above units are Less Doors, Bonnet, Trunk Lid and Front Valance</p>			
913833	BODY SHELL, PRIME FINISH - L.H.S. (COMPLETE WITH DOORS, BONNET, TRUNK LID AND FRONT VALANCE)	1	U.S.A. only
913819	BODY SHELL, PRIME FINISH - L.H.S. (LESS DOORS, BONNET, TRUNK LID AND FRONT VALANCE)	1	U.S.A. only

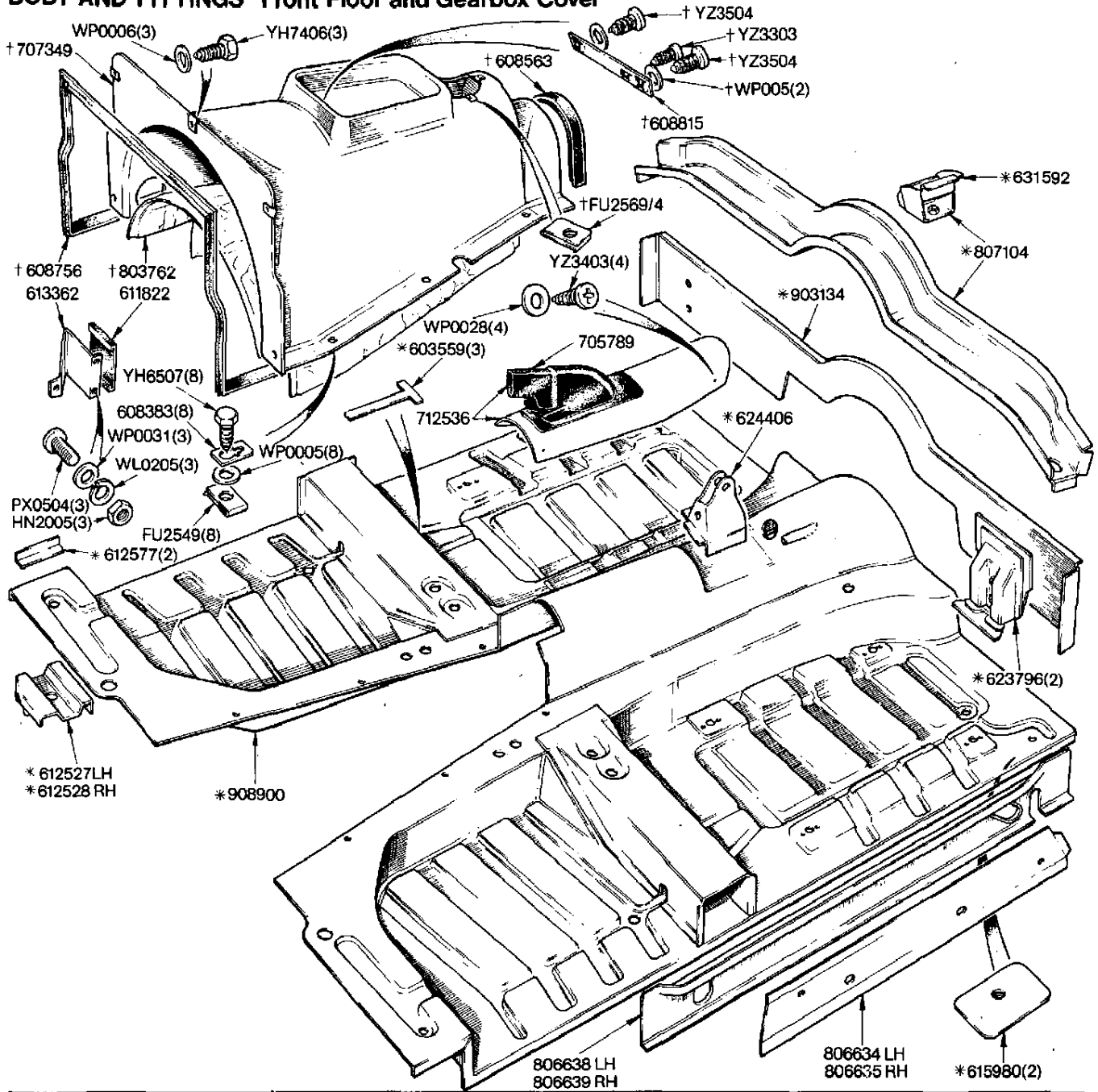


# BODY AND FITTINGS - Body Mounting Details



NOTE  
 574245 Body Mounting Details Pack 1 off  
 (Comprising all details on this Plate)

# BODY AND FITTINGS—Front Floor and Gearbox Cover



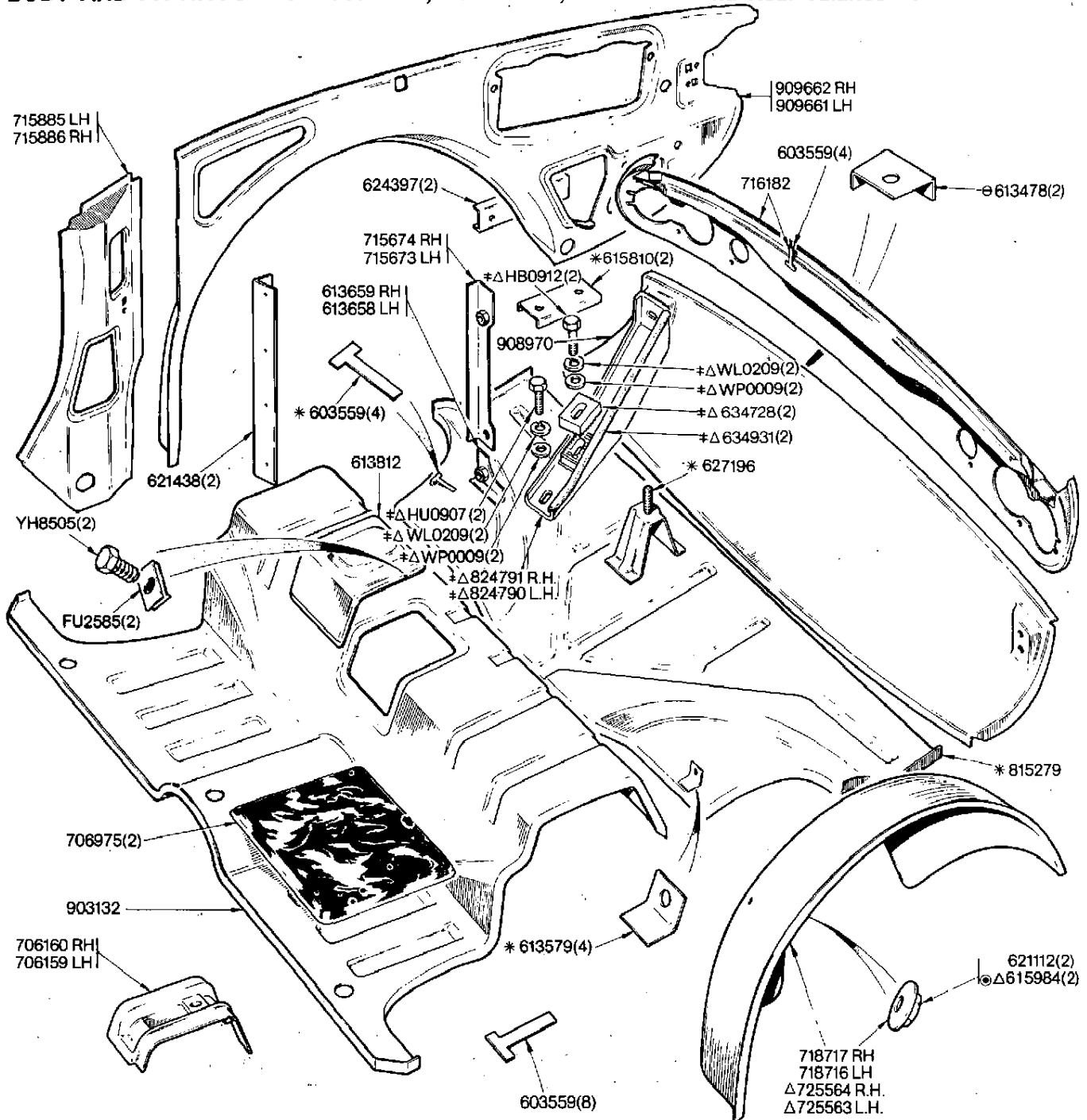
**NOTE**

912846 Main Floor Assembly 1 off Comprising items marked thus \*

707349 Cover Gearbox Assembly 1 off Comprising items marked thus †



# BODY AND FITTINGS - Rear Seat Pan, Trunk Floor, Wheelarch and Rear Valance Panels



**NOTE**

815279 Trunk Floor Assembly Comprising Items marked thus \*

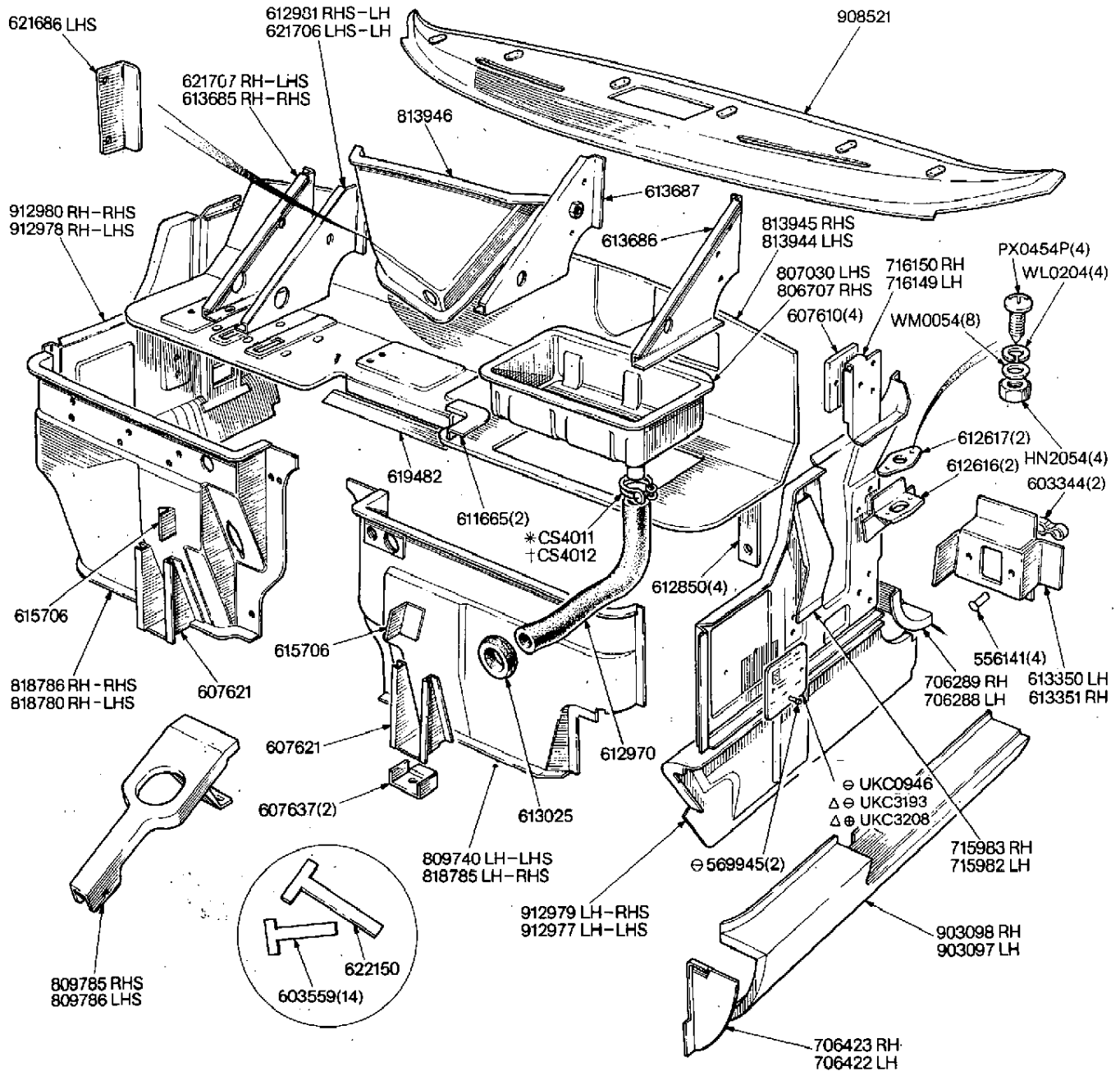
△ U.S.A. only

⊙ Part of Assembly 725563/4

⊖ 3 off from Commission No. FM10001U

+ From Commission No. FM10001U

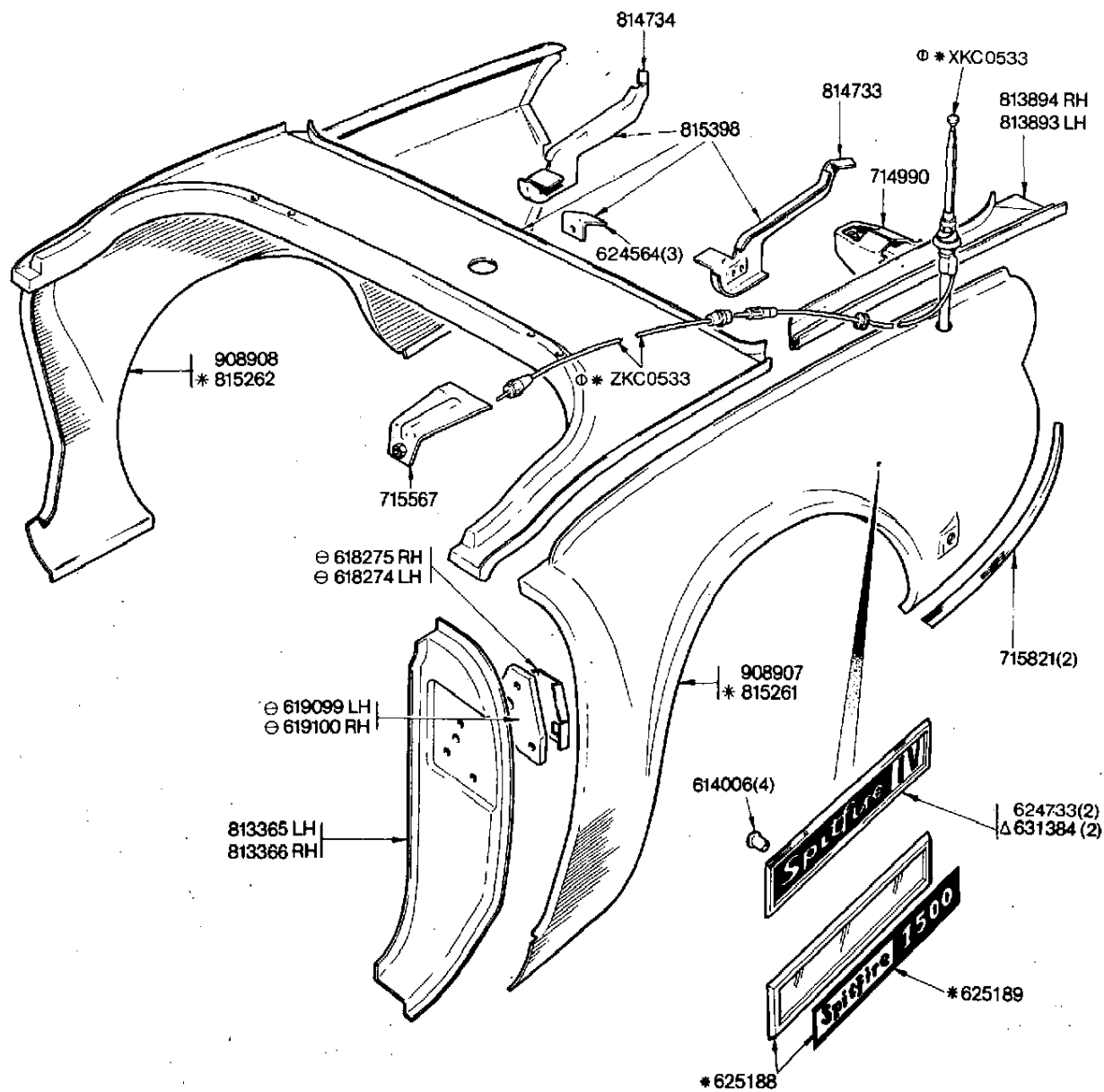
# BODY AND FITTINGS - Dash Panels and 'A' Post



**NOTE**

- \* Alternative to †
- ⊖ U.S.A. only
- ⊕ Canada only
- Δ Fitted from Commission No. FM10001U

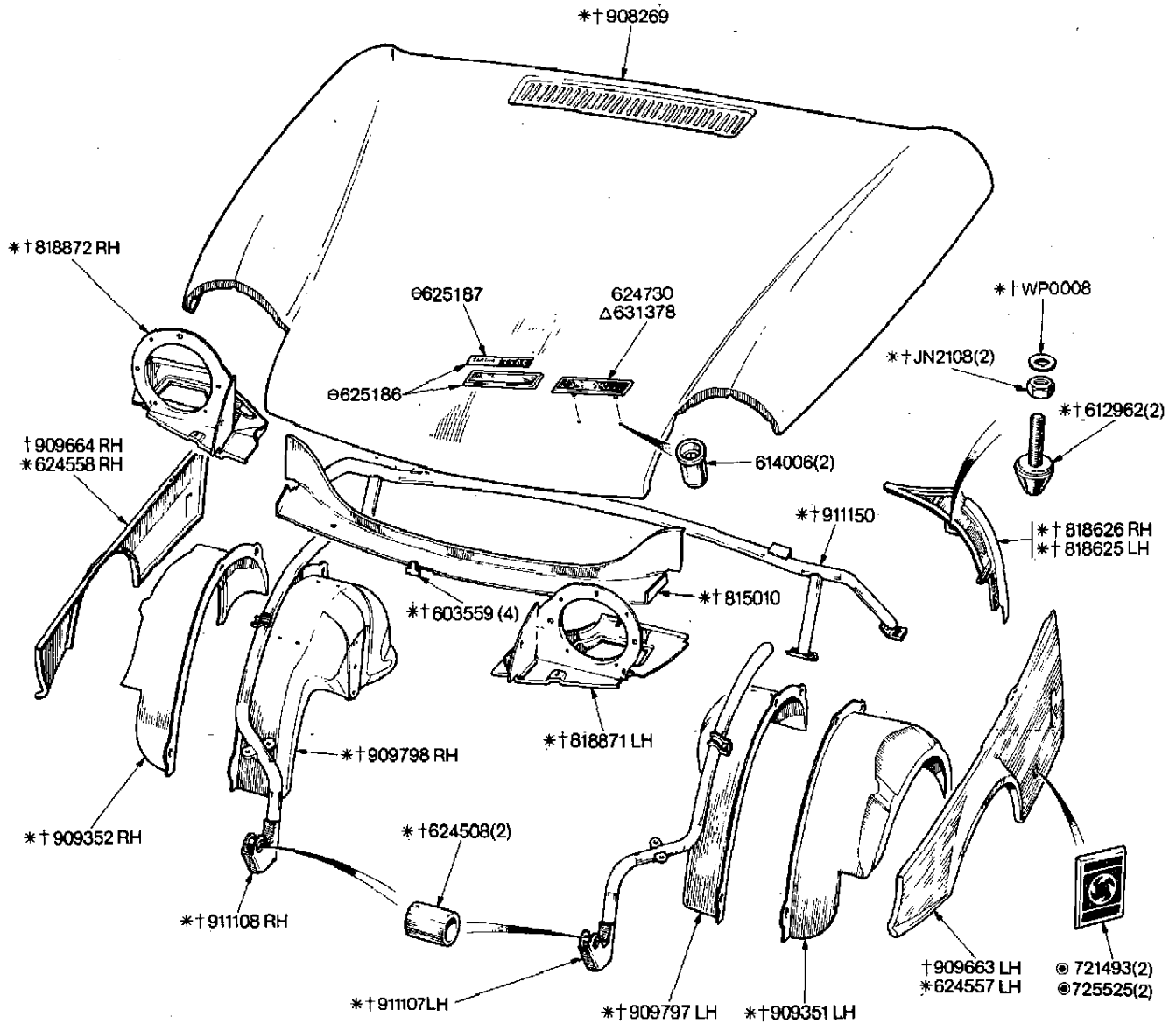
**BODY AND FITTINGS- 'B' Post, Tonneau Side and Rear Deck Panels**



NOTE  
 \*U.S.A. only  
 813365-6 Includes items marked ⊖  
 ΔGermany only  
 See illustration 10-40 for details of Loudspeaker and Mounting  
 © Fitted from Commission No. FM10001U

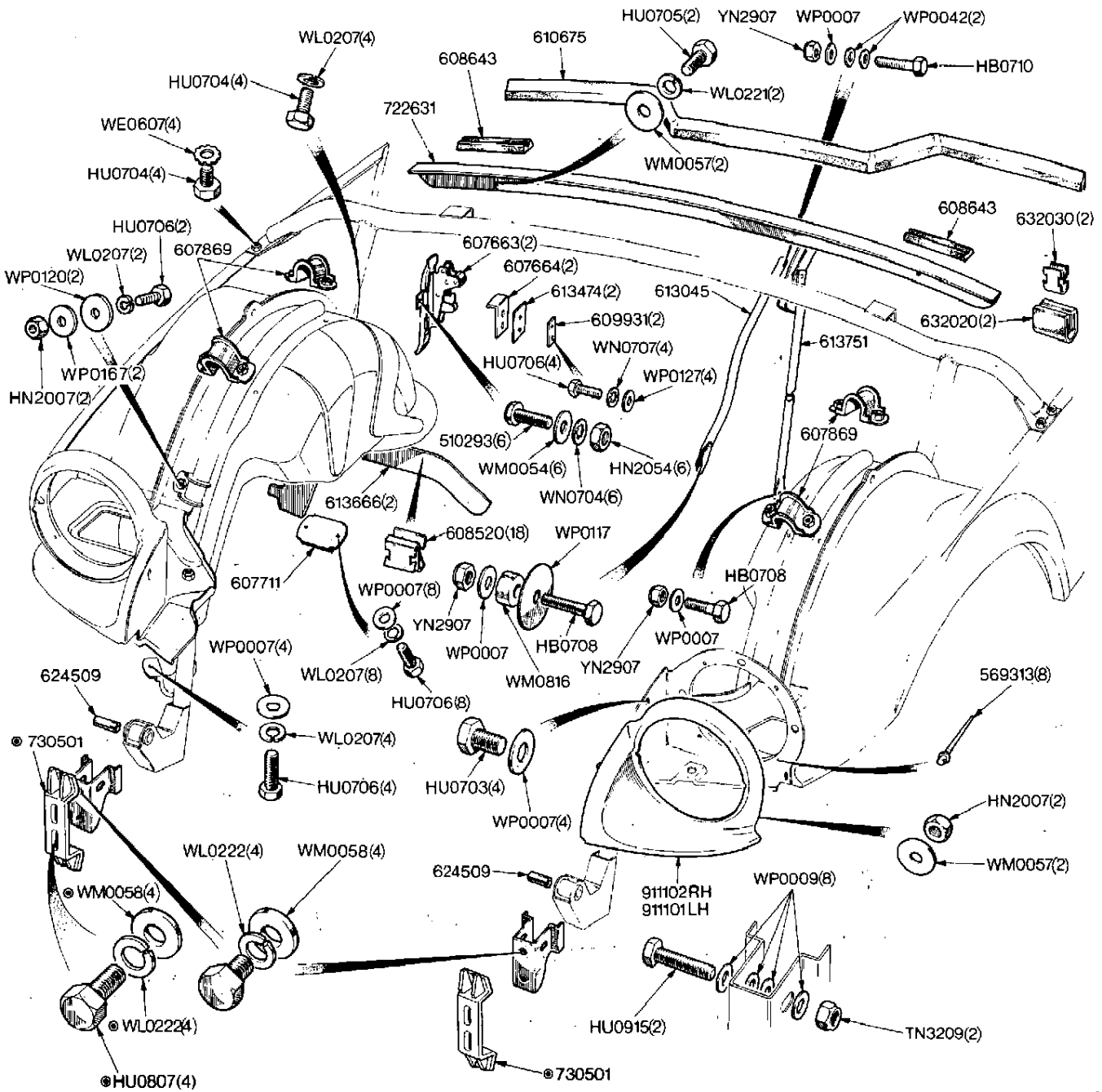
**SPITFIRE MK IV (1973) and SPITFIRE 1500**      10-30      B3082/3

# BODY AND FITTINGS - Bonnet Assembly



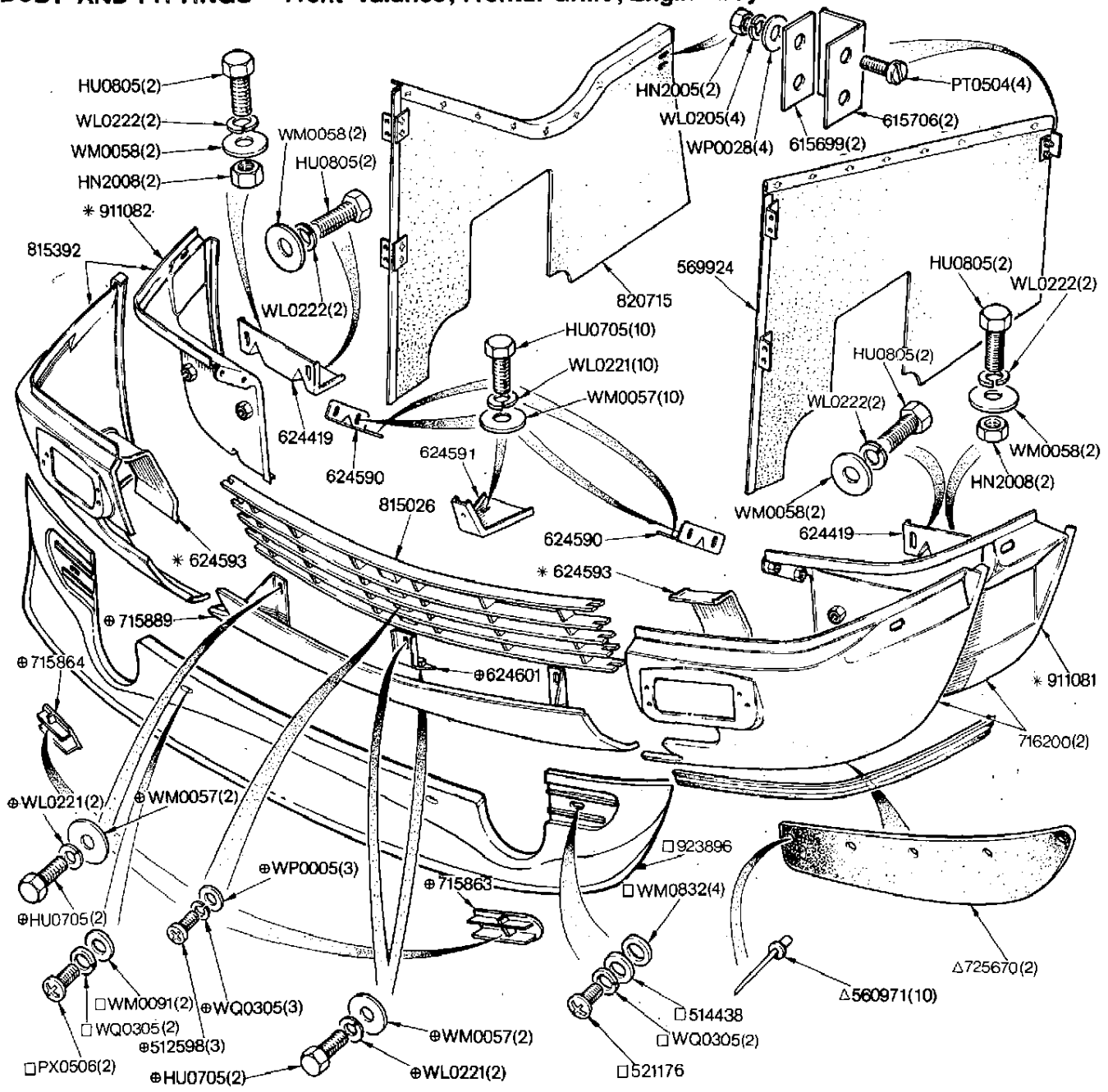
NOTE  
 913764 Bonnet Assembly 1 off Comprising items marked †  
 913763 Bonnet Assembly (U.S.A. only) 1 off Comprising items marked \*  
 Δ Germany only  
 ⊙ Alternative fitment in pairs.  
 ⊕ U.S.A. only

# BODY AND FITTINGS - Bonnet Catch, Hinge, Attachment Details and Sealing Rubbers



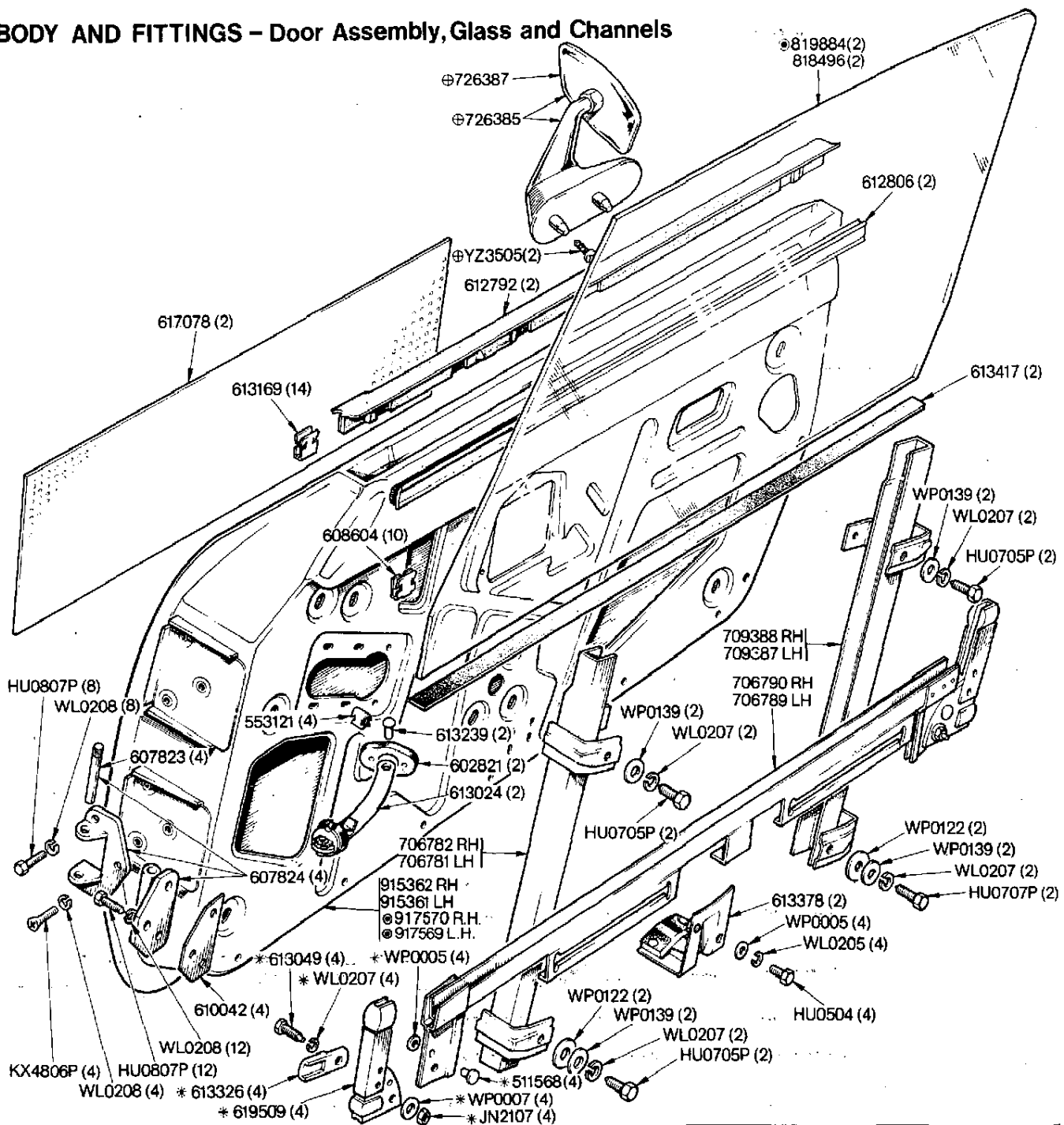
©U.S.A. only. From Commission No. FM10001U

# BODY AND FITTINGS - Front Valance, Frontal Grille, Engine Bay Valance



**NOTE**  
 \* Part of Front Valance Corner Panel assembly 815391-2  
 △ Germany only  
 ⊙ Up to Commission No. FH60000 and FM10000U  
 □ From Commission No. FH60001 and FM10001U

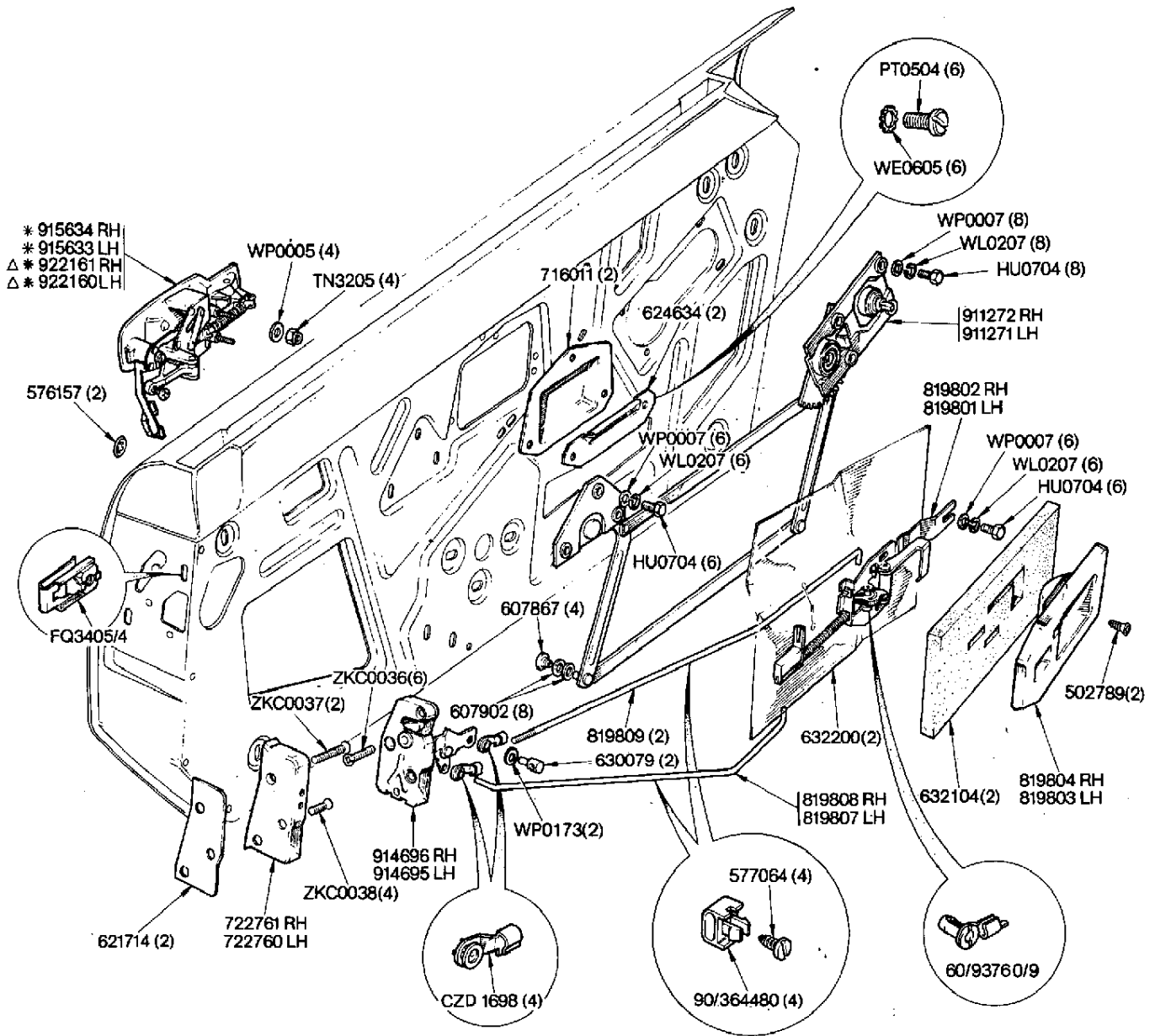
# BODY AND FITTINGS - Door Assembly, Glass and Channels



**NOTE**

- \* Part of Channel Assembly 706789-90
- ⊙ U.S.A. only
- ⊕ Australia only, Fitted to R.H. Door
- △ France only

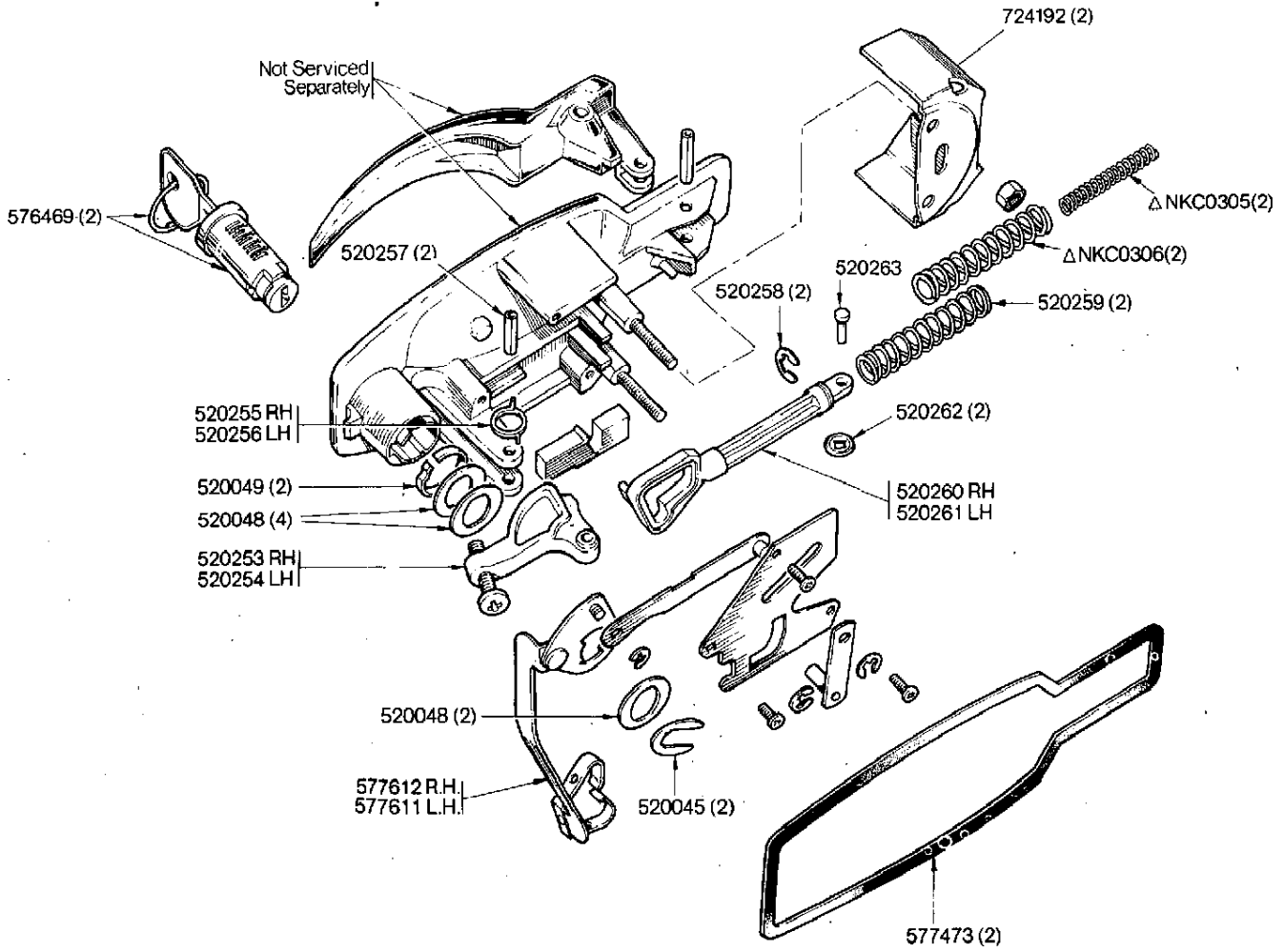
# BODY AND FITTINGS - Door Handles, Lock and Window Regulator



Note  
 \* For door lock details see Plate T13  
 Δ Germany only



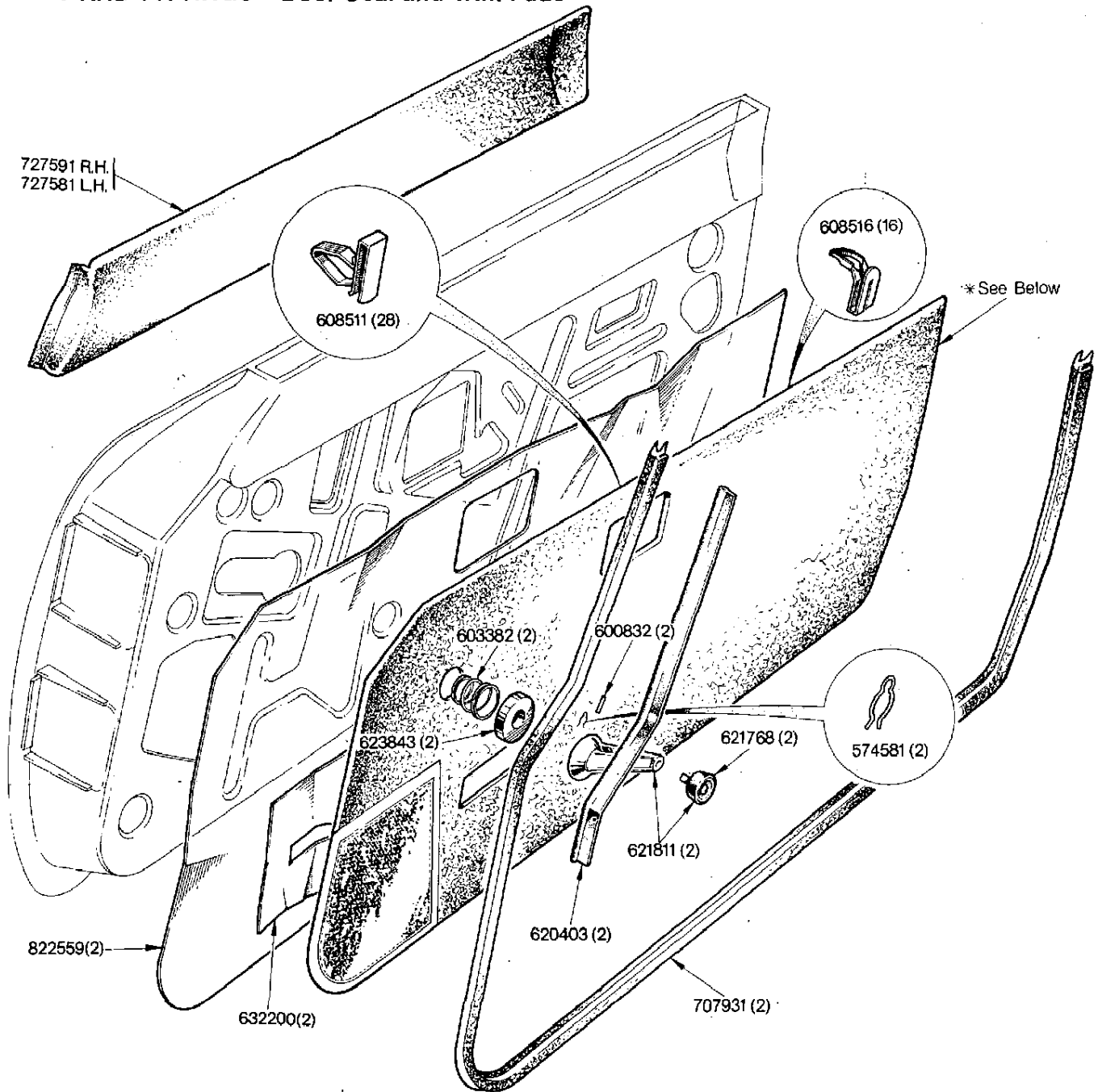
# BODY AND FITTINGS-Exterior Door Handle Details



**NOTE**

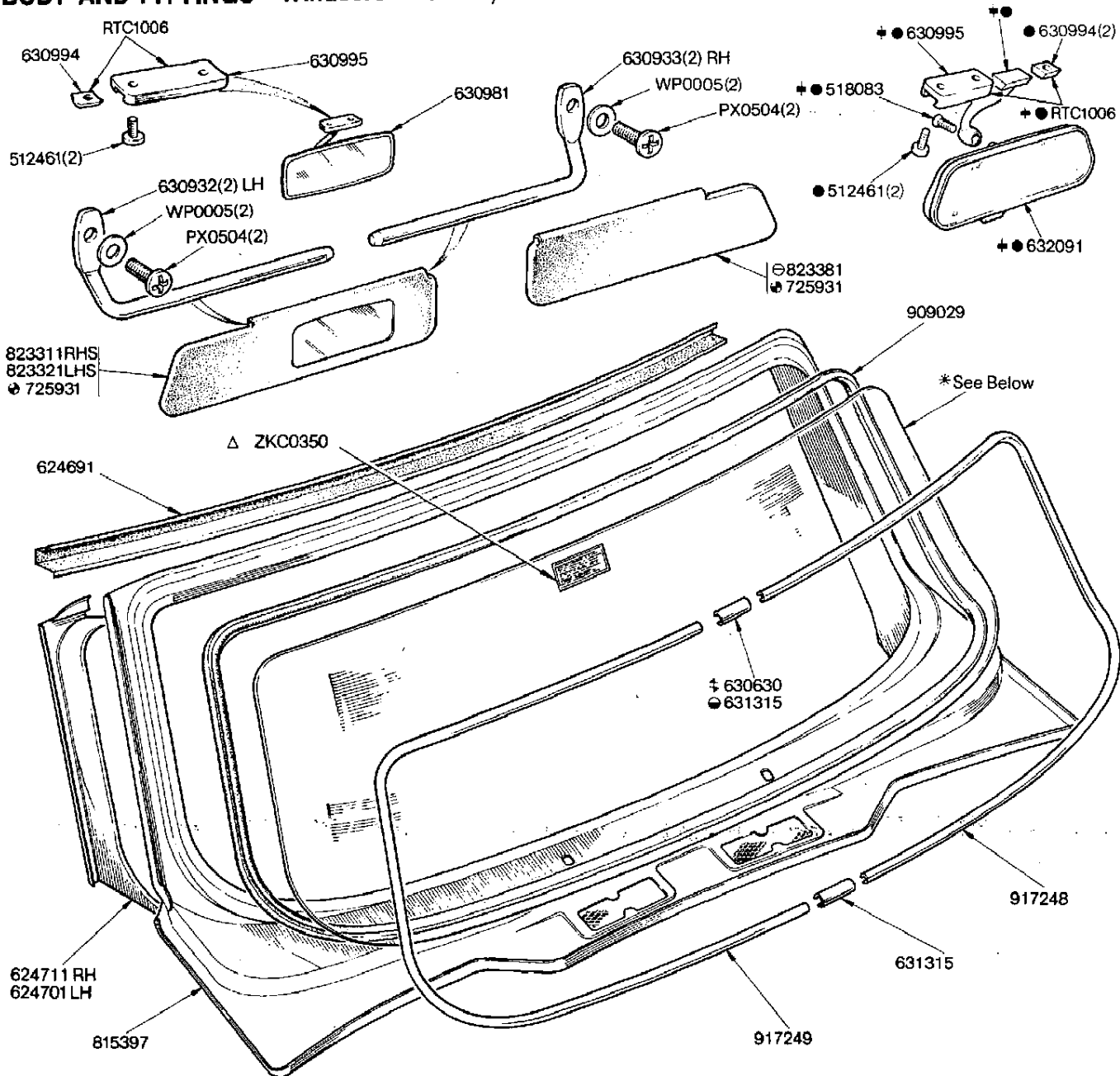
For exterior Door handle Assembly see illustration 10-35  
 Δ Germany only

# BODY AND FITTINGS - Door Seal and Trim Pads



- |          |                                      |             |       |
|----------|--------------------------------------|-------------|-------|
| * 726461 | Pad and Carpet Assy., door trim - RH | Black       | 1 off |
| * 726451 | Pad and Carpet Assy., door trim - LH |             | 1 off |
| * 726463 | Pad and Carpet Assy., door trim - RH | Chestnut    | 1 off |
| * 726453 | Pad and Carpet Assy., door trim - LH |             | 1 off |
| * 726103 | Pad and Carpet Assy., door trim - RH | New Tan     | 1 off |
| * 726093 | Pad and Carpet Assy., door trim - LH |             | 1 off |
| * 726467 | Pad and Carpet Assy., door trim - RH | Shadow Blue | 1 off |
| * 726457 | Pad and Carpet Assy., door trim - LH |             | 1 off |

# BODY AND FITTINGS – Windscreen Glass, Sun Visor and Interior Mirror



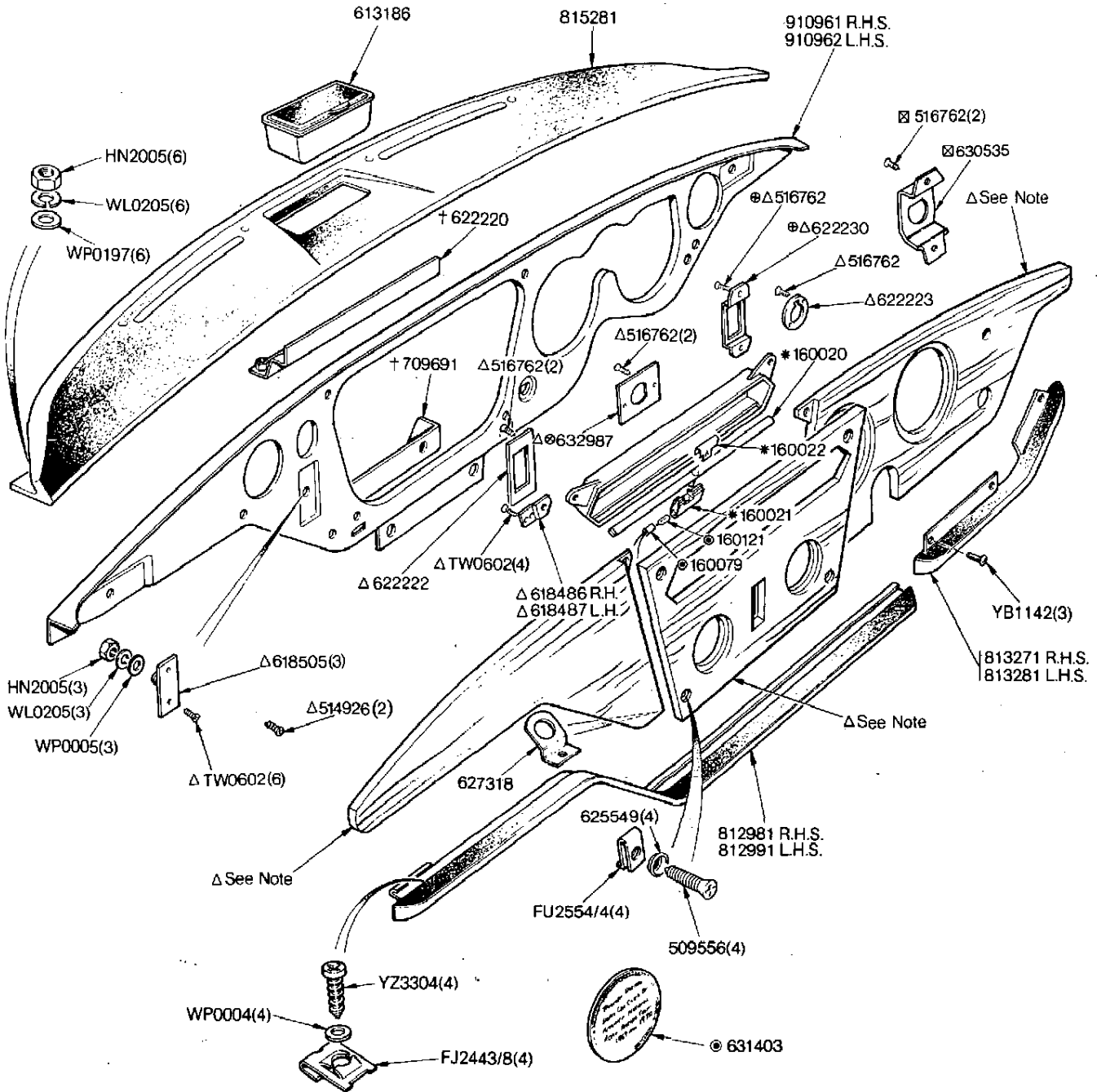
**NOTE**

- \* 917668 Glass Windscreen, Laminated, High Impact Interlayer (U.S.A.). Will be supplied to all markets when stocks of 908976 are exhausted.
- \* 909328 Glass Windscreen Toughened (Zebra Zoned)
- \* 908976 Glass Windscreen Laminated high impact interlayer
- ⊖ 823381 Sun Visor Assembly—Drivers side (Black) (also Sweden passenger side)  
When stocks of 630981 are exhausted 632089 will be supplied for all market replacements.

Δ U.S.A. from Commission No. FM3807

- 632089 Interior Mirror Assembly  
(Comprising items marked ●)
- France only Also U.S.A. from  
Commission No. FM10001U
- Australia only

# BODY AND FITTINGS - Facia Panels

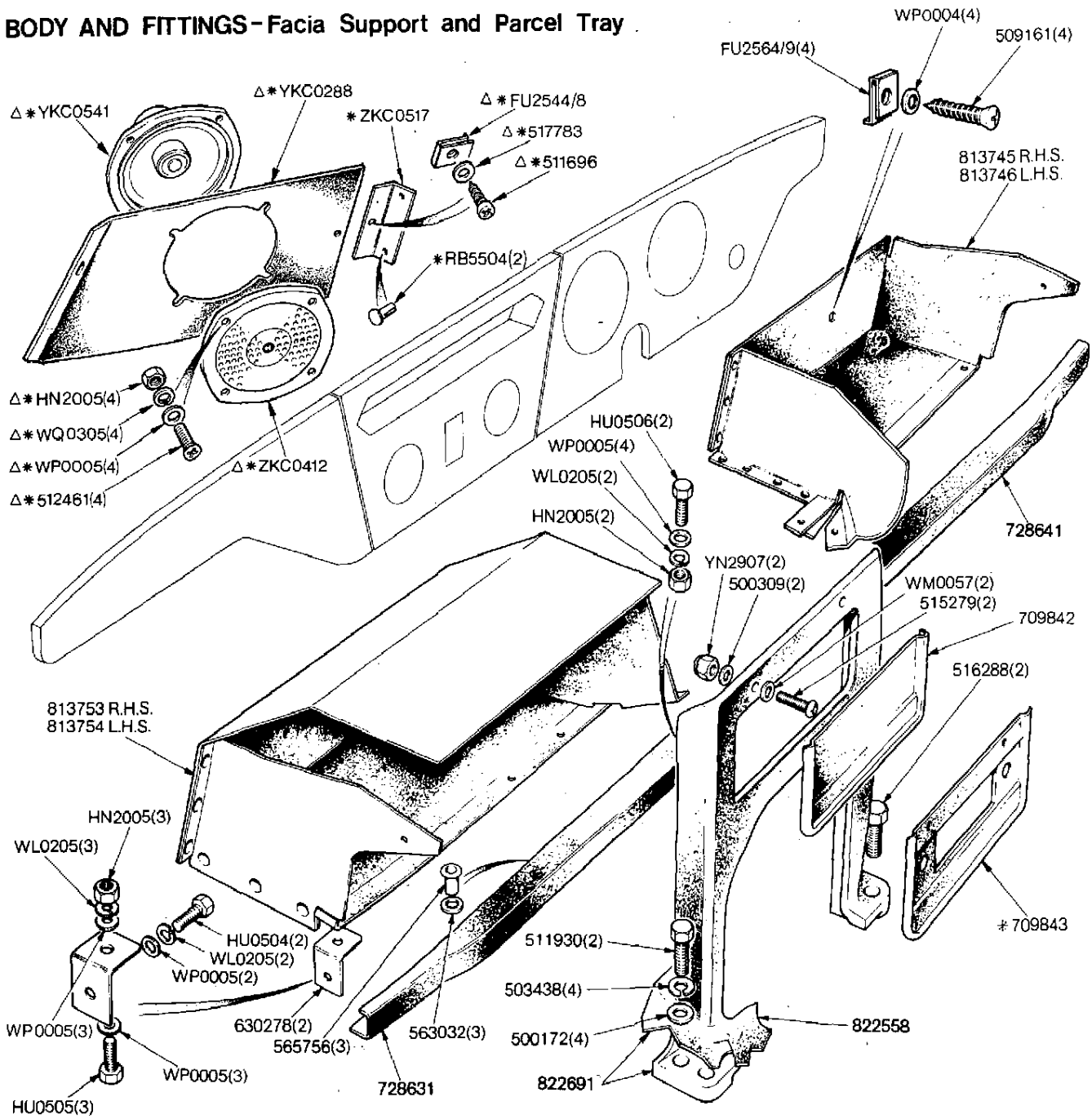


**NOTE**

- 918230 RHS
  - 918210 LHS
  - 918220 LHS (Dual Braking)
  - #918250 LHS (USA)
  - ⊠ 824560 LHS (USA)
  - ⊙ 824540 RHS (B.A.O.R)
  - ⊙ USA only
  - + Part of Facia Panel Assembly 910961/2
  - ⊙ B.A.O.R (RHS) only
  - \* Part of Escutcheon Assembly 726870
  - ⊙ (LHS) only
- } Veneered Facings Assembly  
(car set) Comprising  
details marked Δ

- # Fitted up to Commission No. FM10000
- ⊠ Fitted from Commission No. FM10001

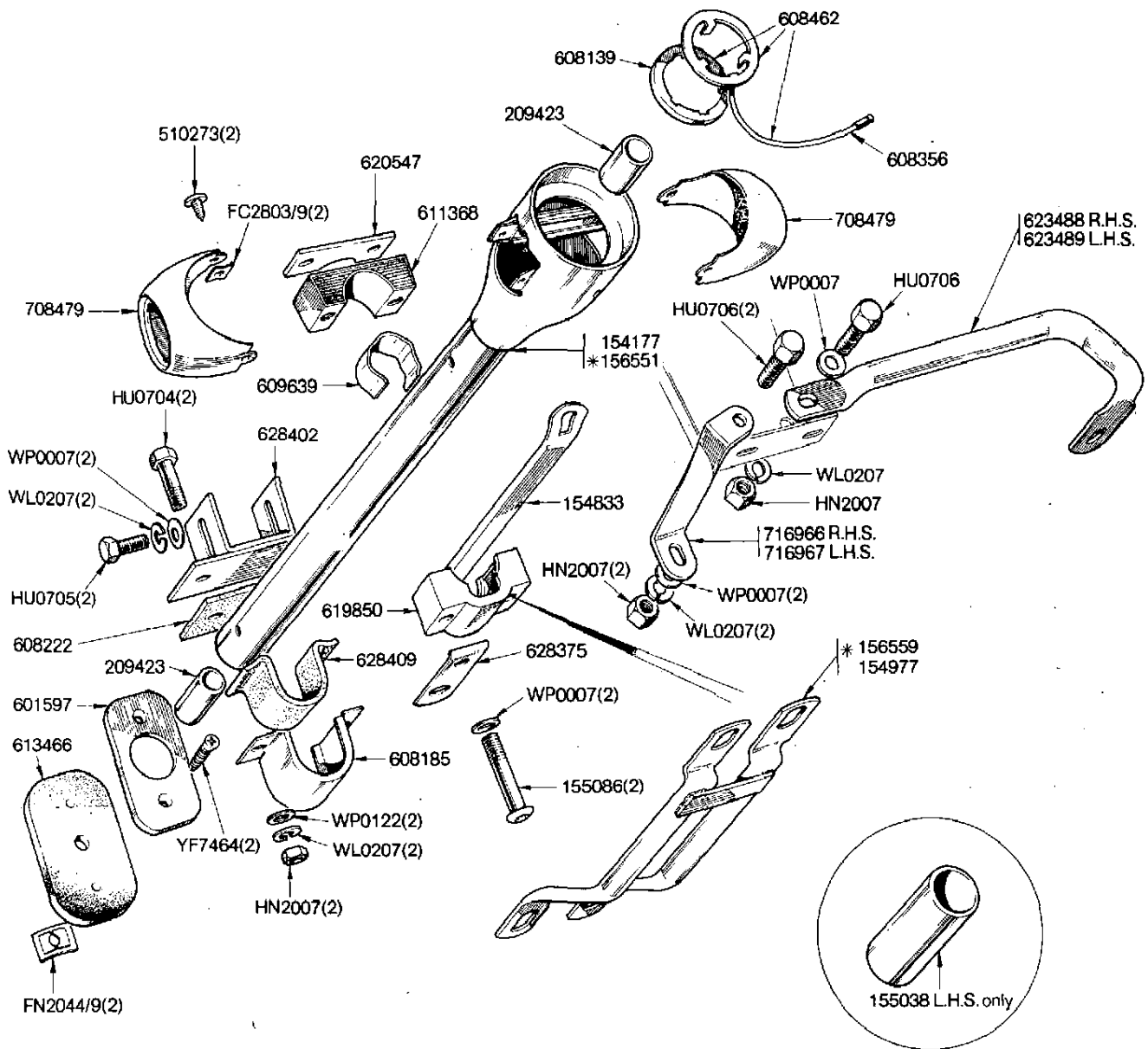
# BODY AND FITTINGS - Facia Support and Parcel Tray



**NOTE**

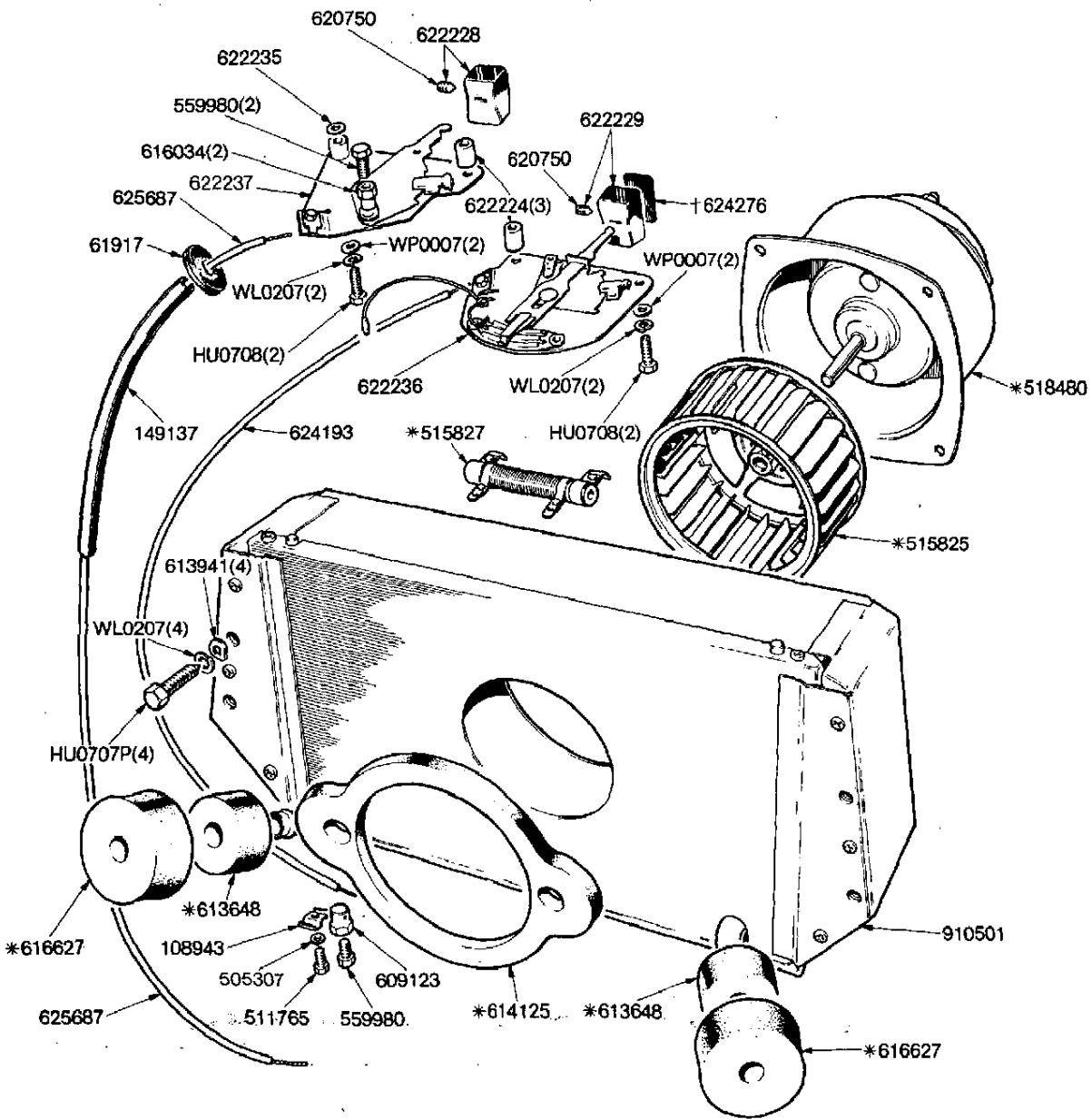
\* U.S.A. and Canada only  
 Δ Fitted from Commission No. FM10001U

# BODY AND FITTINGS-Steering Column Support



NOTE  
 \* Sweden only.

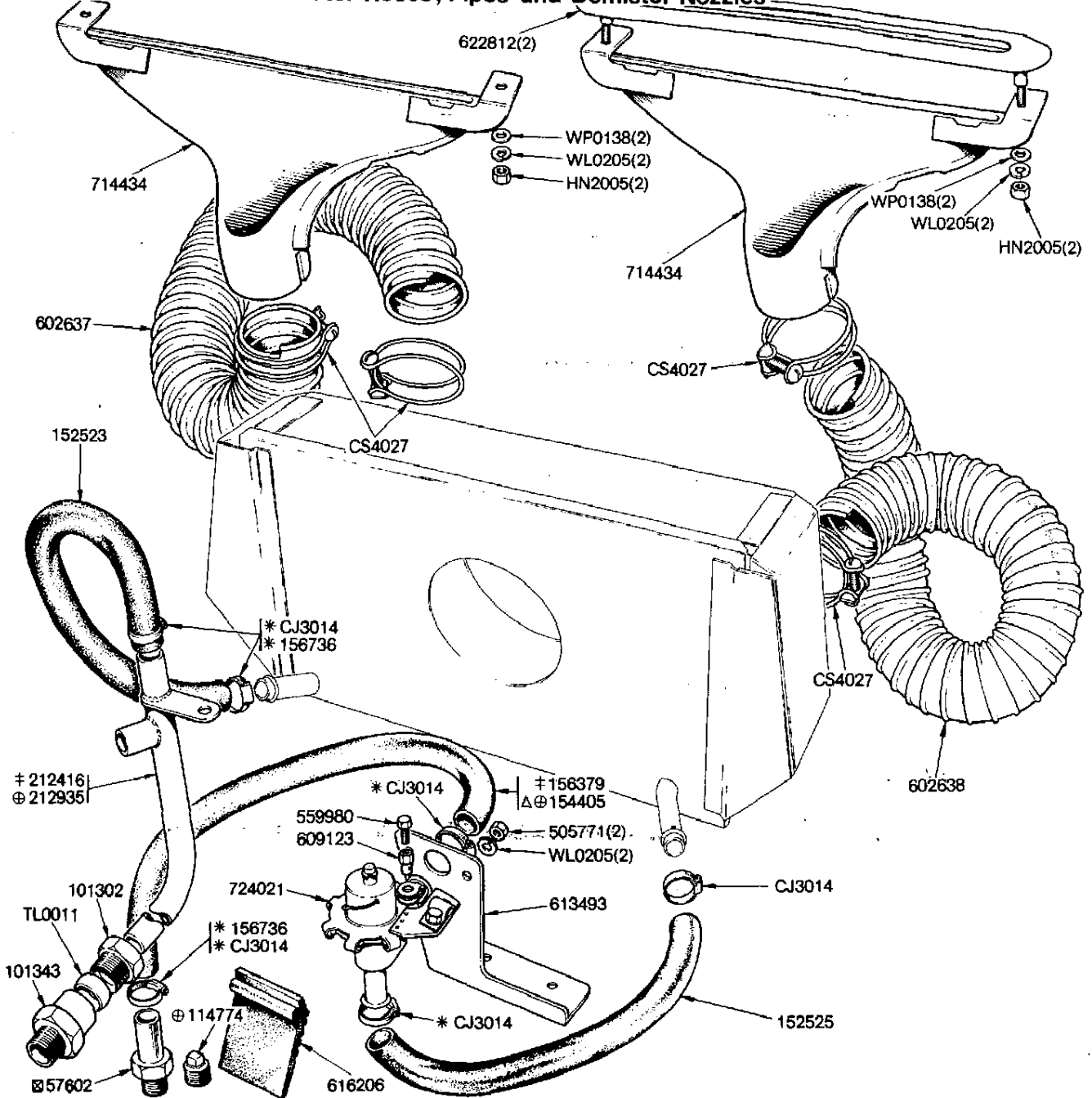
# BODY AND FITTINGS—Heater Unit and Controls



NOTE  
 910501 Heater assembly (permanent Magnet Motor) 1 off (including items marked thus \*)  
 † 622229 Knob assembly  
 © 622228 Knob assembly

SPITFIRE MK IV (1973) and SPITFIRE 1500 10-42 B3094

**BODY AND FITTINGS - Heater Hoses, Pipes and Demister Nozzles**

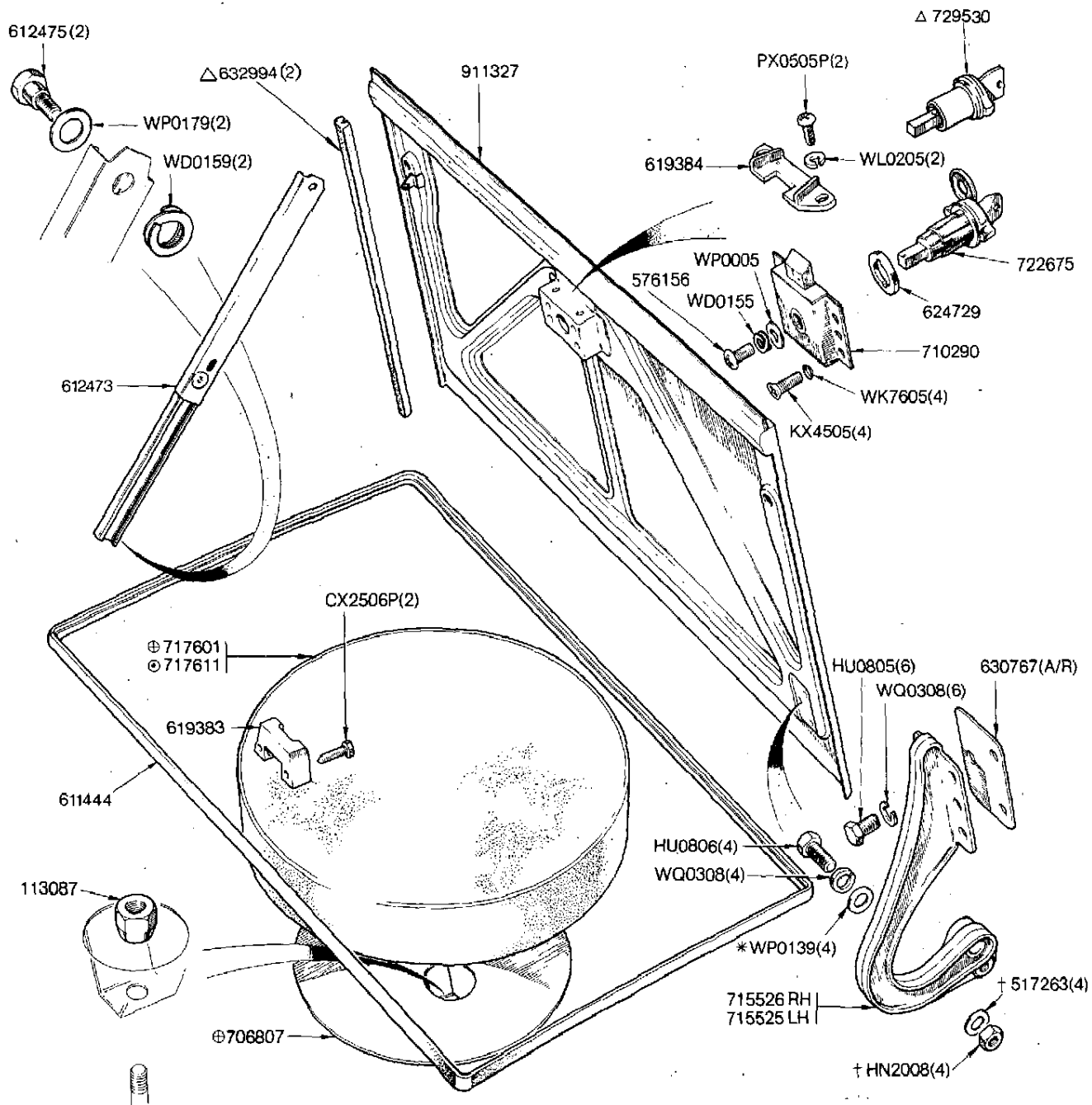


**NOTE**  
 \* alternative  
 † Not required U.S.A.  
 ⊕ U.S.A. only  
 ⊗ Fitted up to Commission No. FH 60000 and FM 10000U  
 Δ Fitted also to other markets from Engine No. FH59689E

**SPITFIRE MK IV (1973) and SPITFIRE 1500**      10-43      B3095/3



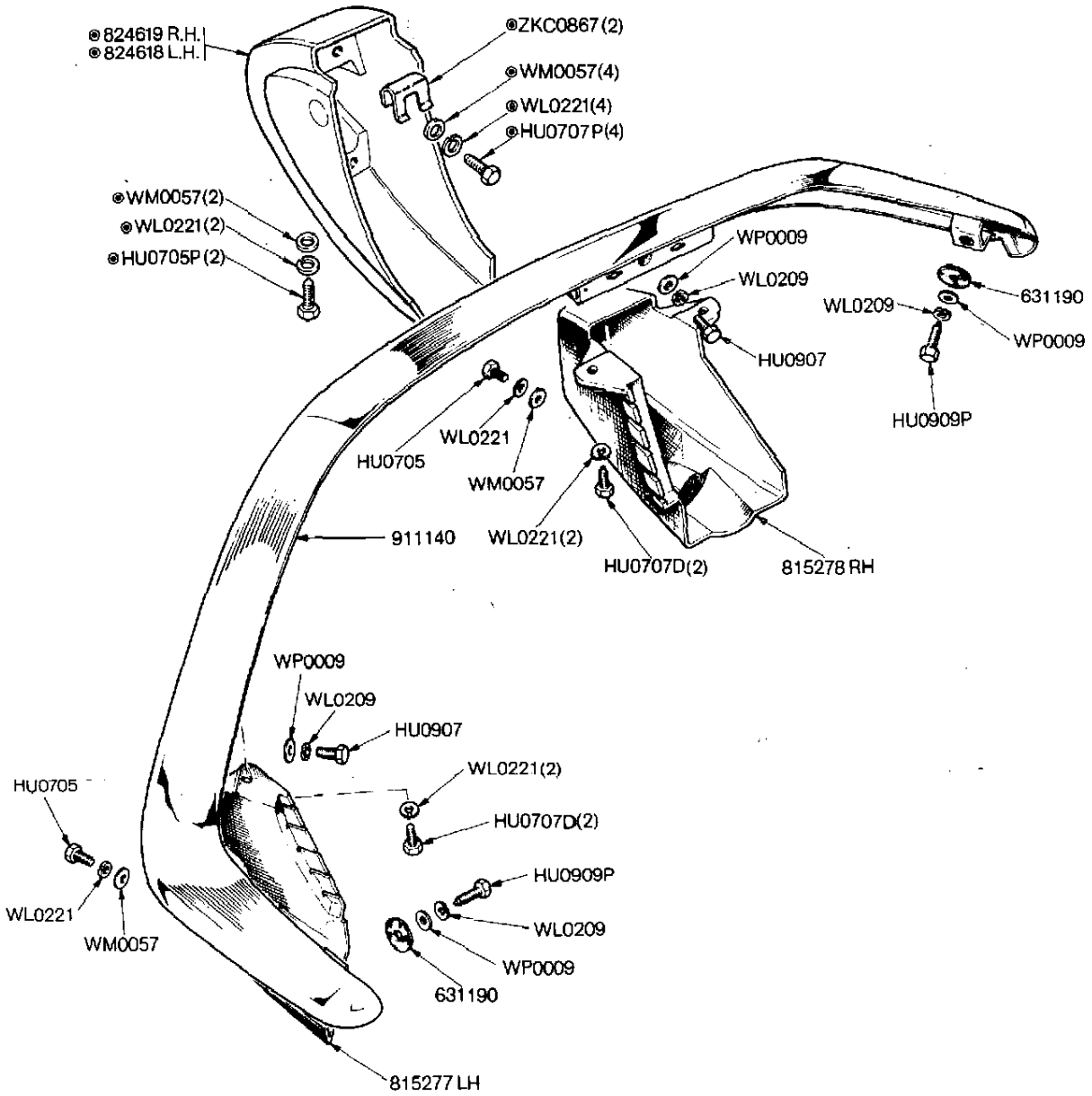
# BODY AND FITTINGS - Trunk Lid, Spare Wheel Cover



**NOTE**  
 Items marked † are fitted up to Commission No.  
 Items marked \* are fitted from Commission No.  
 Items marked ⊕ are fitted with Disc Wheels only  
 Items marked ⊙ are fitted with Wire Wheels only  
 Δ Germany only

**SPITFIRE MK IV (1973) and SPITFIRE 1500**      10-45      B3096/2

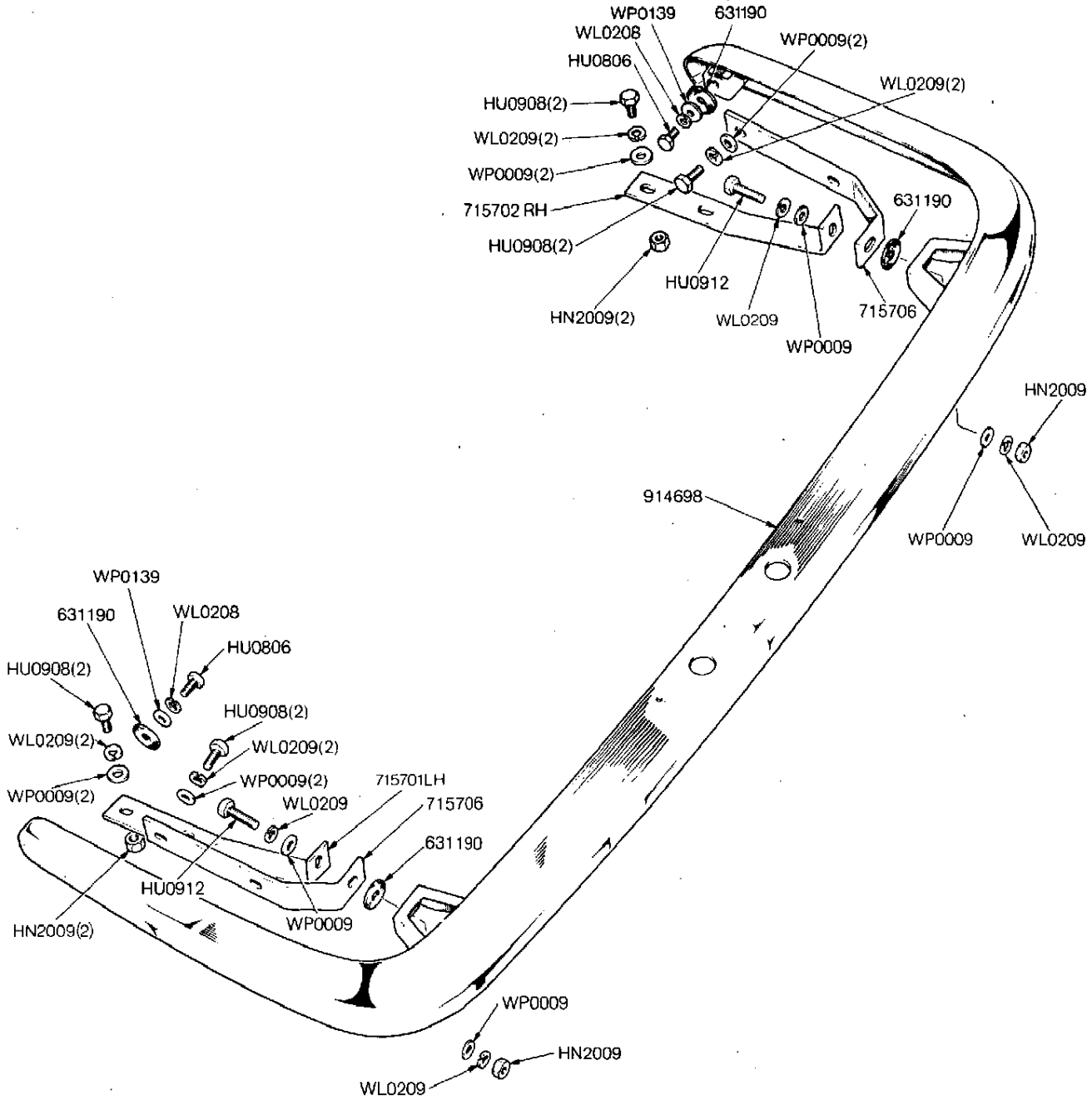
# BODY AND FITTINGS - Front Bumper



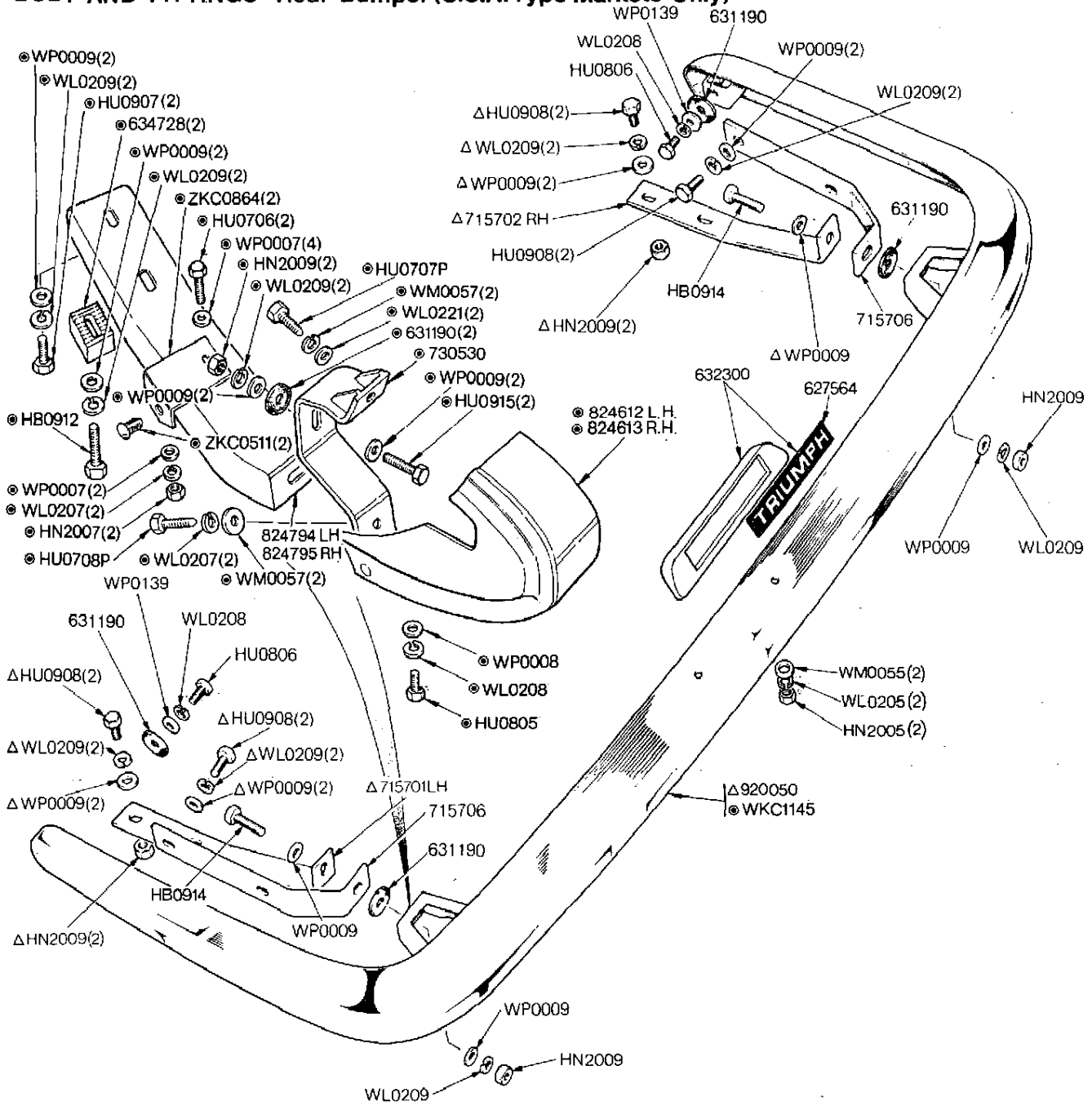
**NOTE**

● U.S.A. only. Fitted from Commission No.FM10001U

**BODY AND FITTINGS—Rear Bumper (All Markets except U.S.A.)**

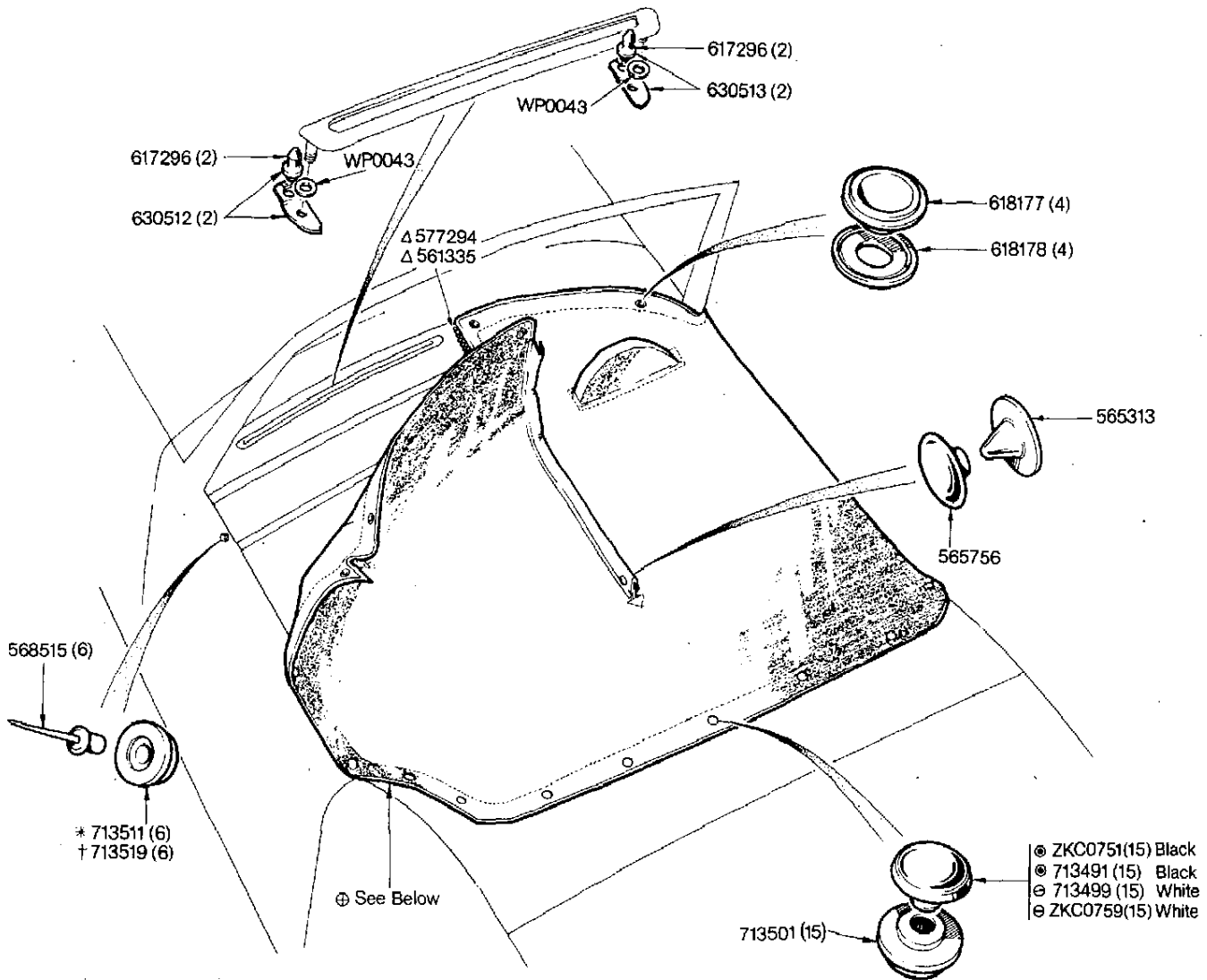


**BODY AND FITTINGS—Rear Bumper (U.S.A. Type Markets Only)**



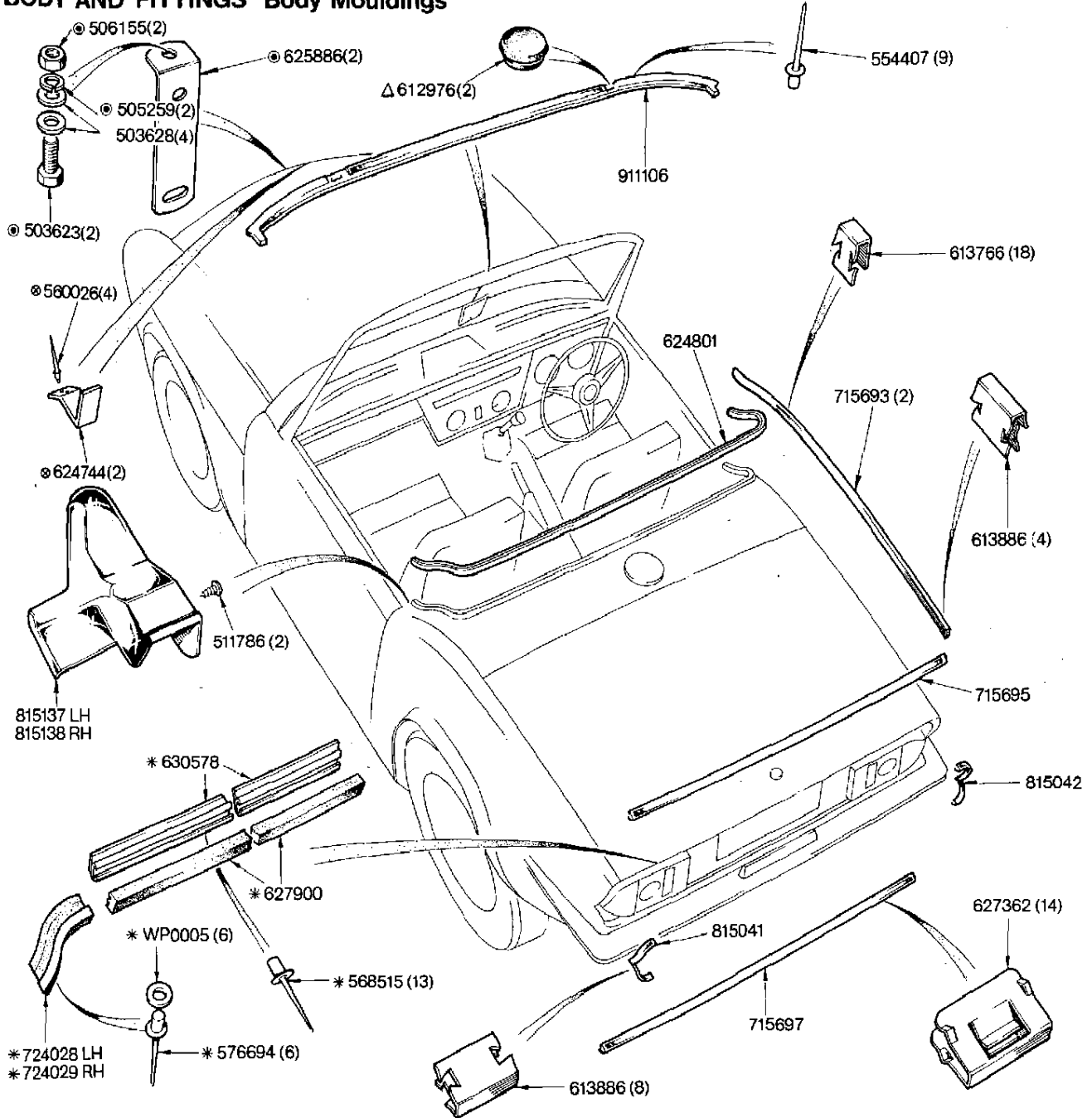
△ Up to Commission No. FM10000U  
 ● From Commission No. FM10001U

# BODY AND FITTINGS-Tonneau Cover



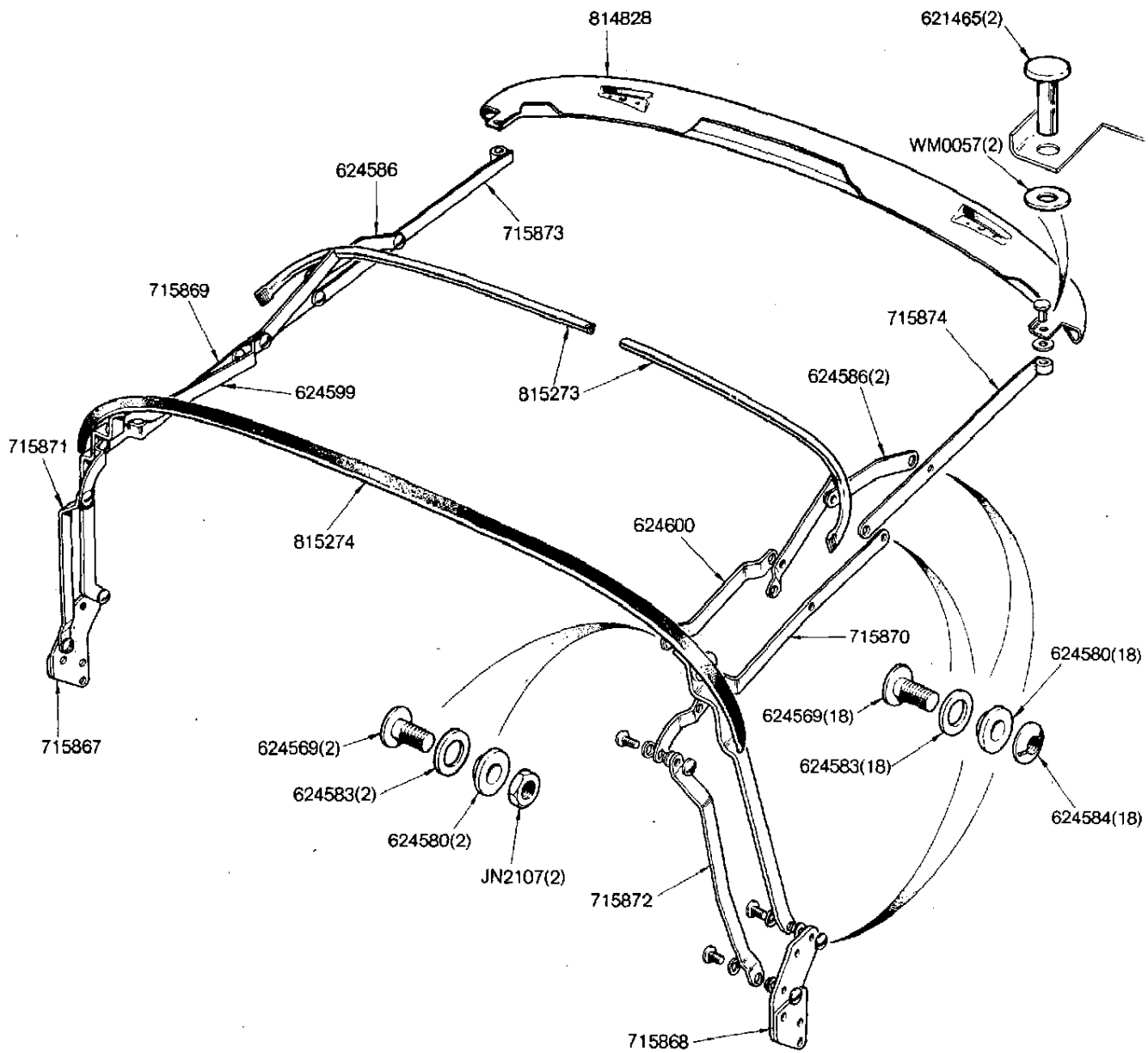
NOTE																			
577264	Tonneau Cover Kit - White - RHS																		
577265	Tonneau Cover Kit - Black - RHS																		
NKC0310	Tonneau Cover Kit - White - R.H.S. } R.H.S. Vehicles																		
NKC0309	Tonneau Cover Kit - Black - R.H.S. } with Head Restraints.																		
577266	Tonneau Cover Kit - White - LHS																		
577267	Tonneau Cover Kit - Black - LHS																		
NKC0308	Tonneau Cover Kit - White - LHS (USA only)																		
NKC0307	Tonneau Cover Kit - Black - LHS (USA only)																		
⊕ 822459	Tonneau Cover Assembly (White) - RHS																		
⊕ 822451	Tonneau Cover Assembly (Black) - RHS																		
⊕ 822469	Tonneau Cover Assembly (White) - LHS																		
⊕ 822461	Tonneau Cover Assembly (Black) - LHS																		
<table border="0"> <tr> <td>⊕ 822499</td> <td>Tonneau Cover Assembly (White) } R.H.S. Vehicles</td> </tr> <tr> <td>⊕ 822491</td> <td>Tonneau Cover Assembly (Black) } with Head Restraints.</td> </tr> <tr> <td>⊕ 822509</td> <td>Tonneau Cover Assembly (White) LHS (U.S.A.)</td> </tr> <tr> <td>⊕ 822501</td> <td>Tonneau Cover Assembly (Black) LHS (U.S.A.)</td> </tr> <tr> <td>* 713511</td> <td>Stud Black Tonneau Cover to door</td> </tr> <tr> <td>† 713519</td> <td>Stud White Tonneau Cover to door</td> </tr> <tr> <td>⊙ Alternatives</td> <td></td> </tr> <tr> <td>⊖ Alternatives</td> <td></td> </tr> <tr> <td>Δ Alternatives</td> <td></td> </tr> </table>		⊕ 822499	Tonneau Cover Assembly (White) } R.H.S. Vehicles	⊕ 822491	Tonneau Cover Assembly (Black) } with Head Restraints.	⊕ 822509	Tonneau Cover Assembly (White) LHS (U.S.A.)	⊕ 822501	Tonneau Cover Assembly (Black) LHS (U.S.A.)	* 713511	Stud Black Tonneau Cover to door	† 713519	Stud White Tonneau Cover to door	⊙ Alternatives		⊖ Alternatives		Δ Alternatives	
⊕ 822499	Tonneau Cover Assembly (White) } R.H.S. Vehicles																		
⊕ 822491	Tonneau Cover Assembly (Black) } with Head Restraints.																		
⊕ 822509	Tonneau Cover Assembly (White) LHS (U.S.A.)																		
⊕ 822501	Tonneau Cover Assembly (Black) LHS (U.S.A.)																		
* 713511	Stud Black Tonneau Cover to door																		
† 713519	Stud White Tonneau Cover to door																		
⊙ Alternatives																			
⊖ Alternatives																			
Δ Alternatives																			
<p>SPITFIRE MK IV (1973) and SPITFIRE 1500      10-50      B3100/2</p>																			

# BODY AND FITTINGS-Body Mouldings



NOTE  
 Items marked thus \* are for Germany only  
 ΔNot required when Hard Top is fitted  
 ⊙U.S.A. only  
 ⊗All markets except U.S.A. Also required for U.S.A. (U.K. Delivery)

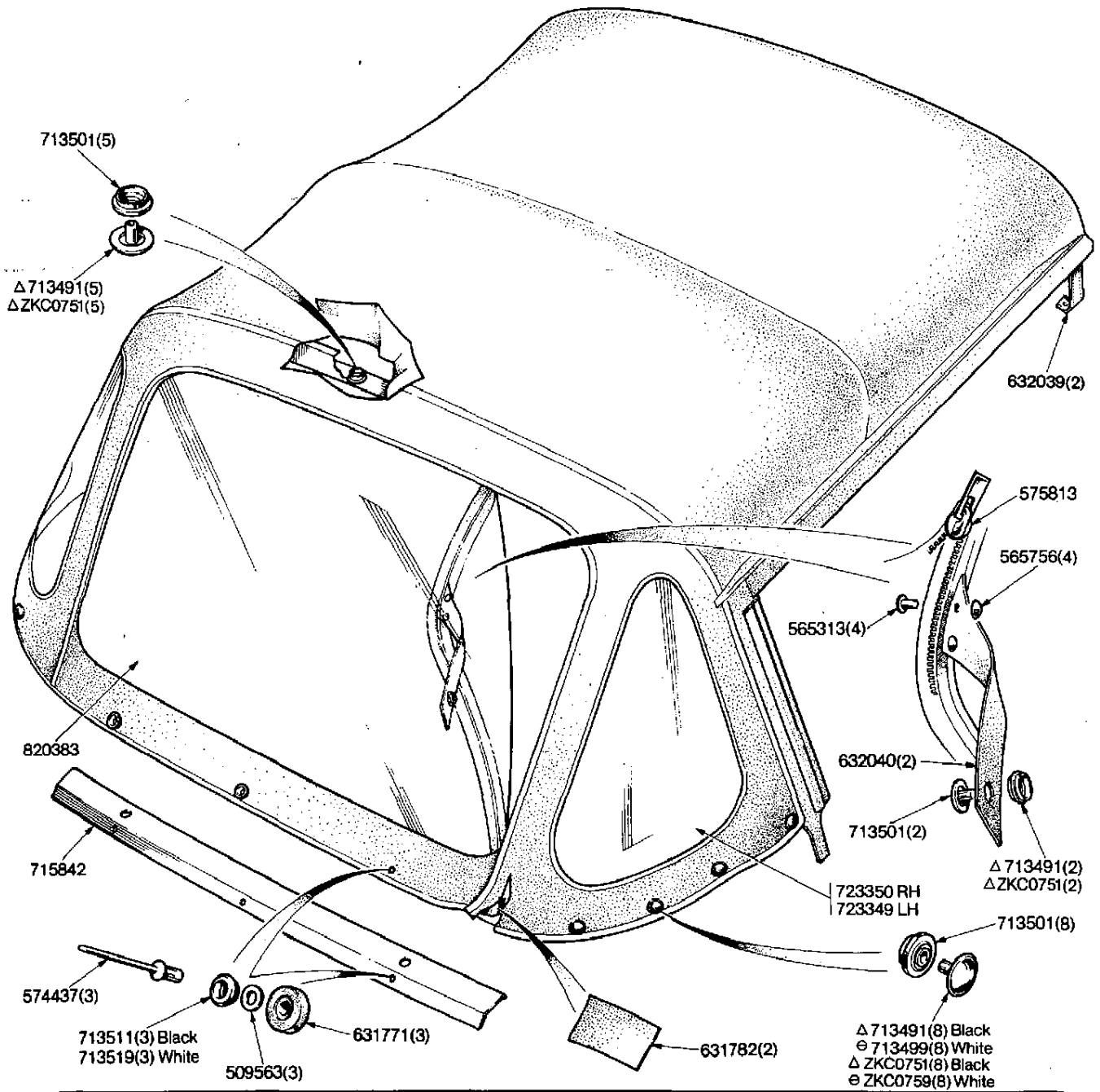
## BODY AND FITTINGS - Hood Sticks



**NOTE**

911149 Hood Frame Assembly. Comprising all items above.  
 NKCO342 Hood Kit (Black). Comprising all items on illustrations 10-52, 10-53 and 10-54  
 NKCO343 Hood Kit (White). Comprising all items on illustrations 10-52, 10-53 and 10-54

**BODY AND FITTINGS - Hood Cover**



**NOTE**

822371 Hood, Sewn Assembly - Black. Comprising all items above

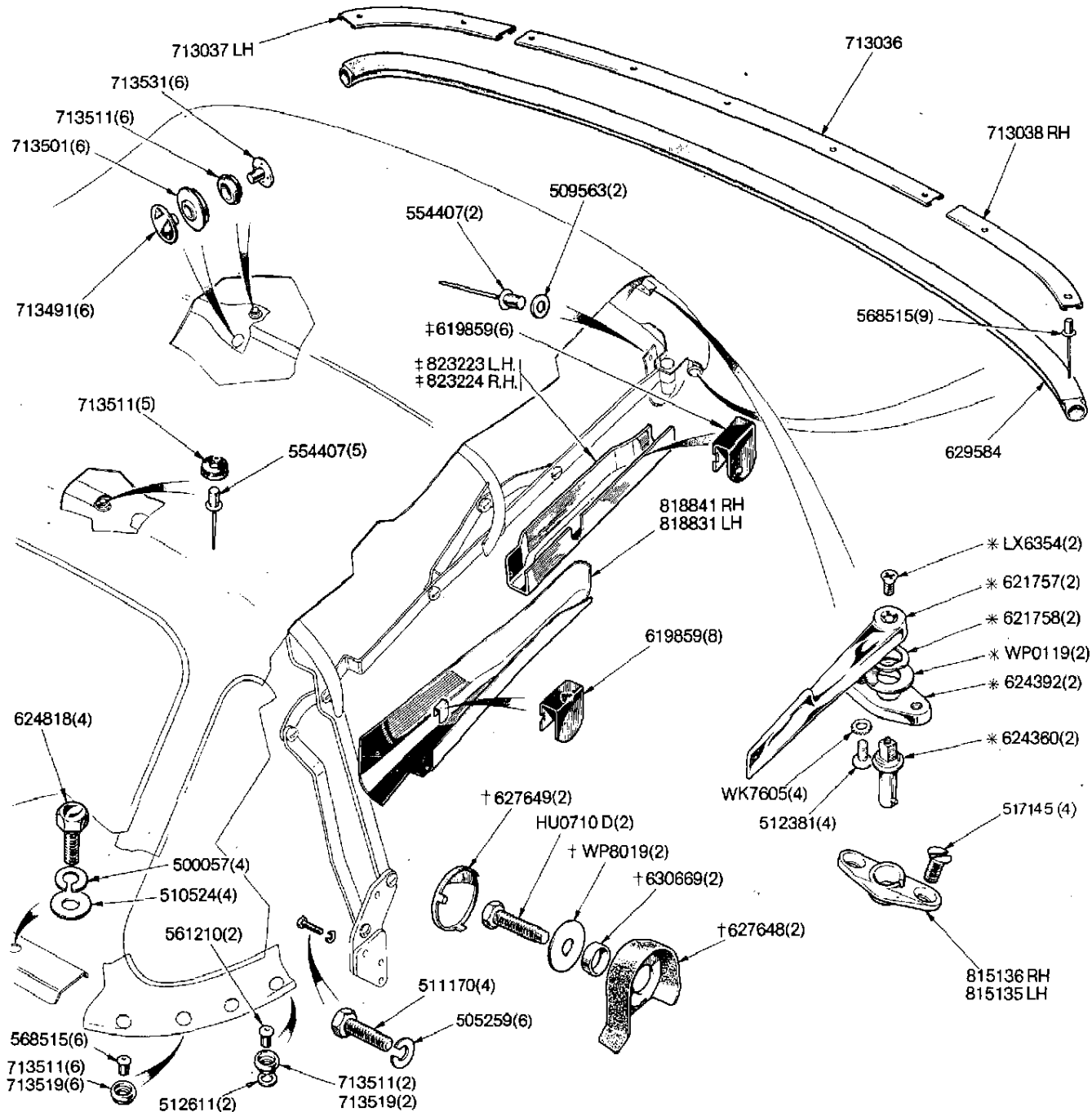
822379 Hood, Sewn Assembly - White. Comprising all items above

Δ Alternatives

⊕ Alternatives



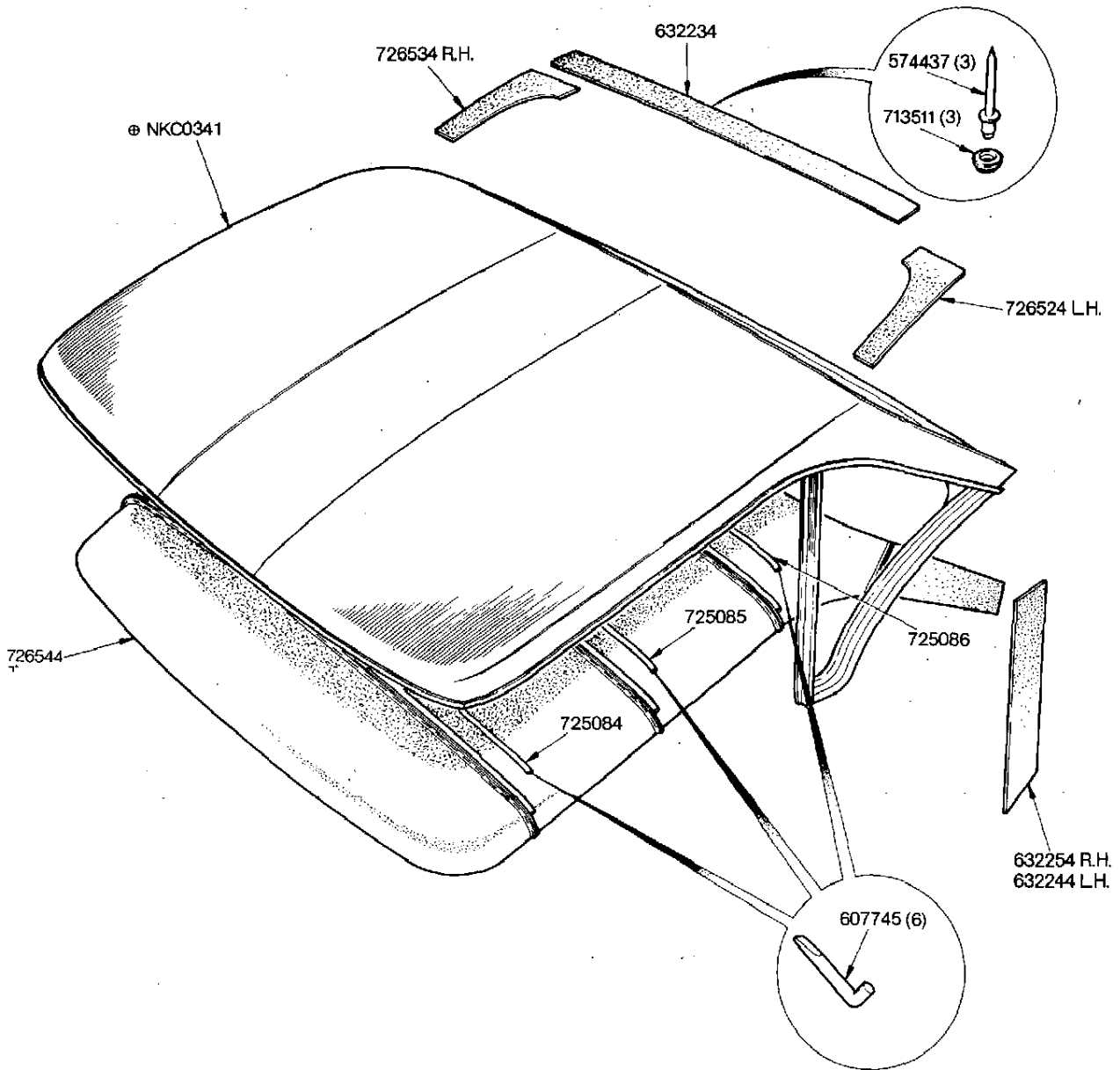
# BODY AND FITTINGS-Hood Attachment Details



**NOTE**

624546 Handle Assembly RH }  
 624545 Handle Assembly LH } Comprising items marked thus \*  
 Parts marked † are required when hard top to soft conversion is fitted  
 † Germany only

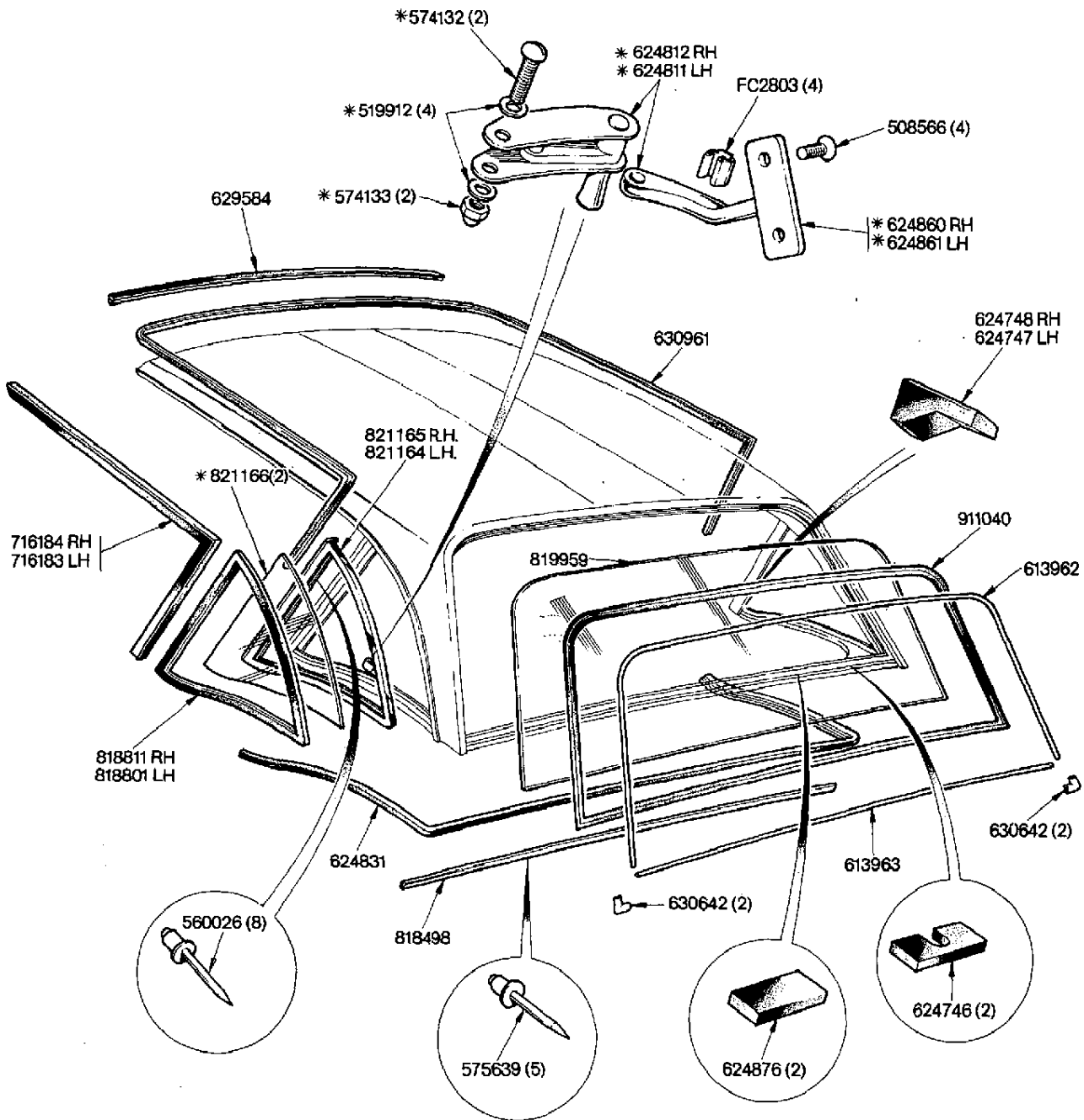
# BODY AND FITTINGS - Hardtop Assembly



NOTE  
 NKC0344 Hard Top Kit (Beige headlining) 1 off Comprising details on illustrations 10-55, 10-56 and 10-57  
 ⊕ Hard Top Assembly, Primed, complete with beige headlining 1 off Comprising all items above  
 When Hard Top Kit is fitted it is recommended that the appropriate Hood Stowage Cover on illustration 10-61 is also supplied.

SPITFIRE MK IV (1973) and SPITFIRE 1500 10-55 B3105

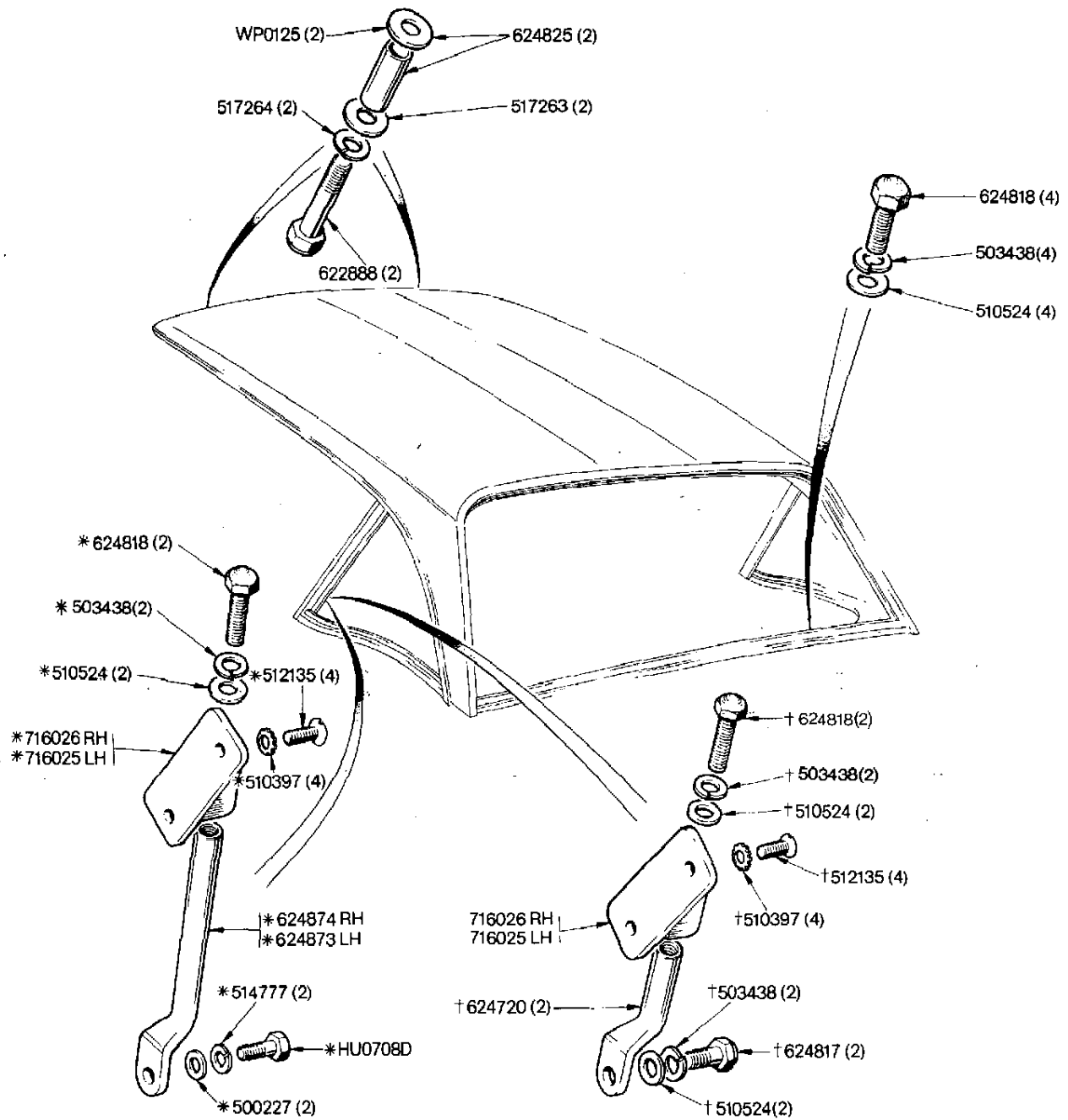
# BODY AND FITTINGS—Hardtop Glass and Sealing Rubbers



**NOTE**

821165	Vent Assembly, Rear Quarter—R.H.	1 off	} Assemblies include items marked *
821164	Vent Assembly, Rear Quarter—L.H.	1 off	

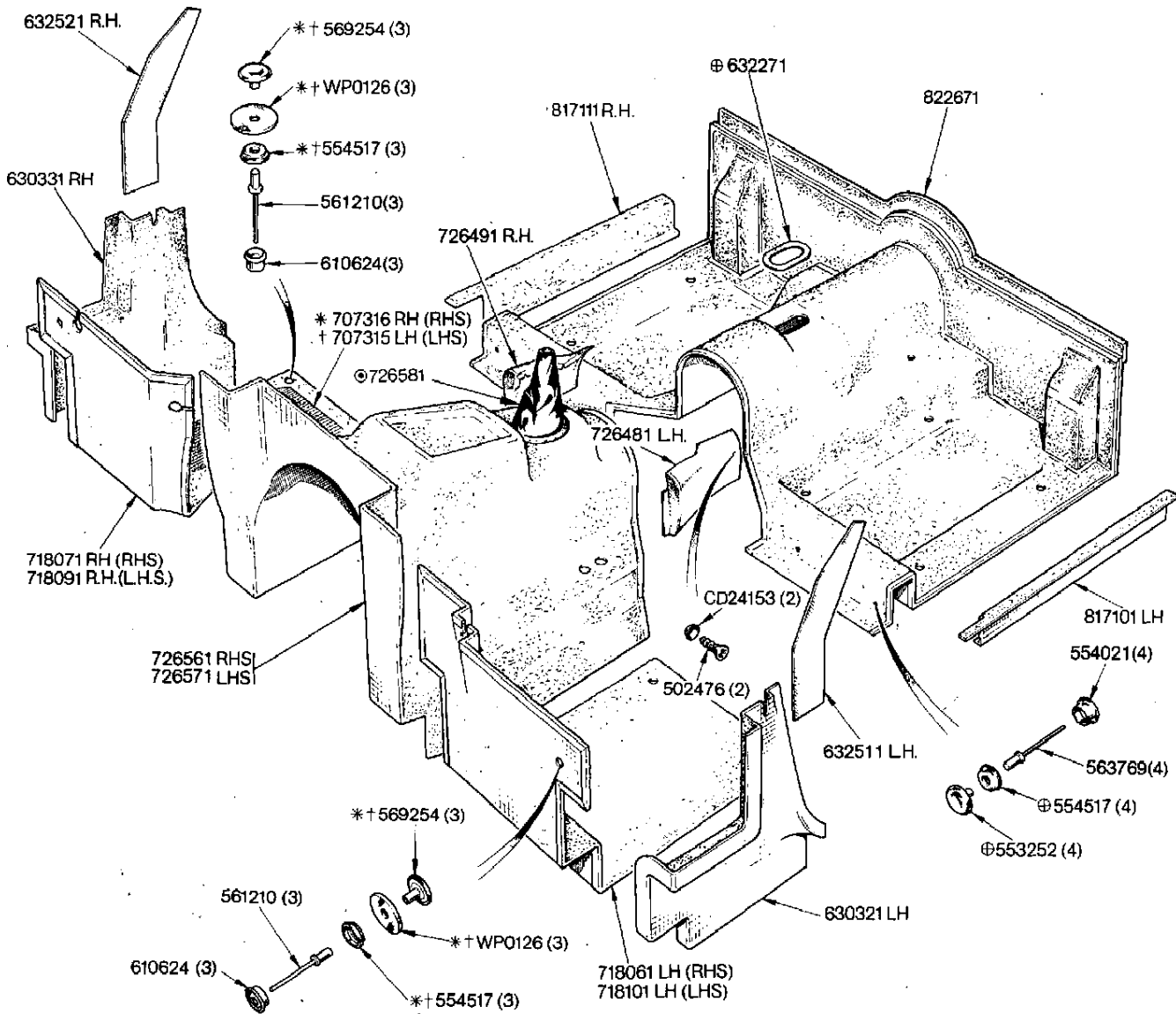
# BODY AND FITTINGS—Hardtop Attachment Details



**NOTE**

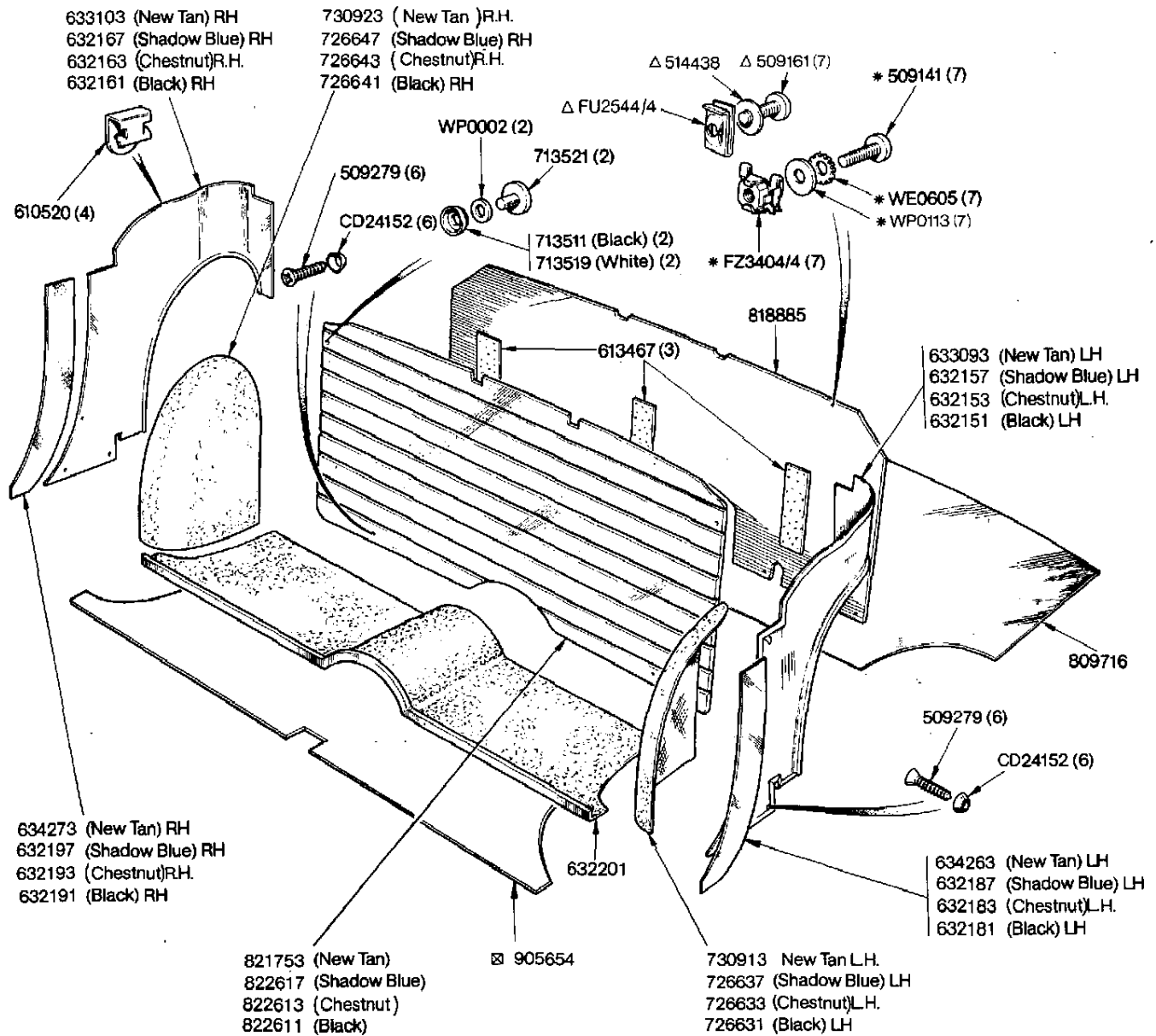
- † Required when soft top is also fitted
- \* Required when soft top hood is not fitted

# BODY AND FITTINGS—Front Carpets and Dash Side Trim



**NOTE**  
 \*Part of Carpet Assembly 718071  
 †Part of Carpet Assembly 718101  
 \*† Common to Assemblies 718071, 718061, 718091 and 718101  
 ⊙Part of Assembly 726561 and 726571  
 ⊕Part of Assembly 822671

# BODY AND FITTINGS -Rear Quarter and Seat Pan Trim

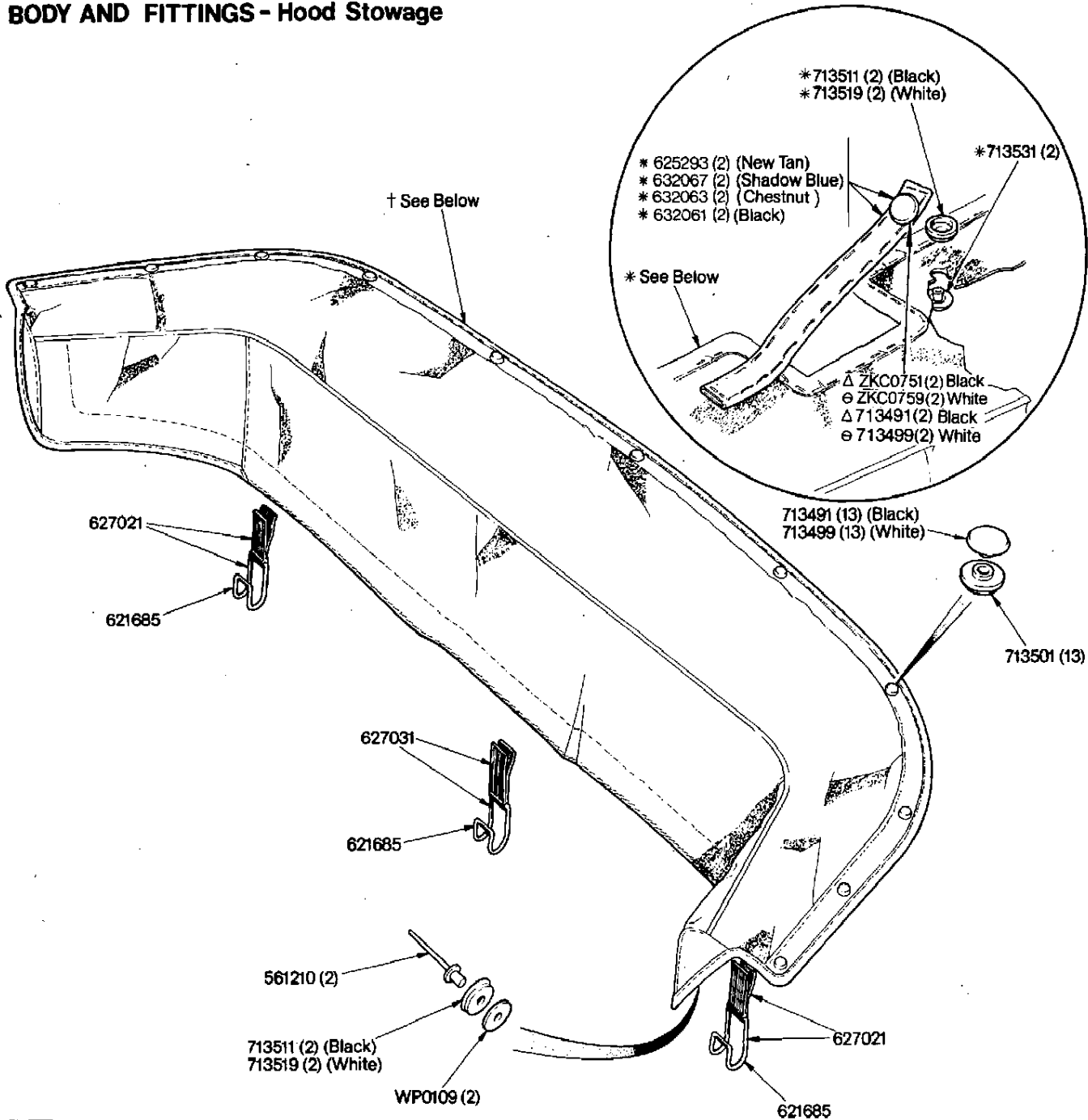


**NOTE**

Δ Alternative fitment in sets to items marked \*

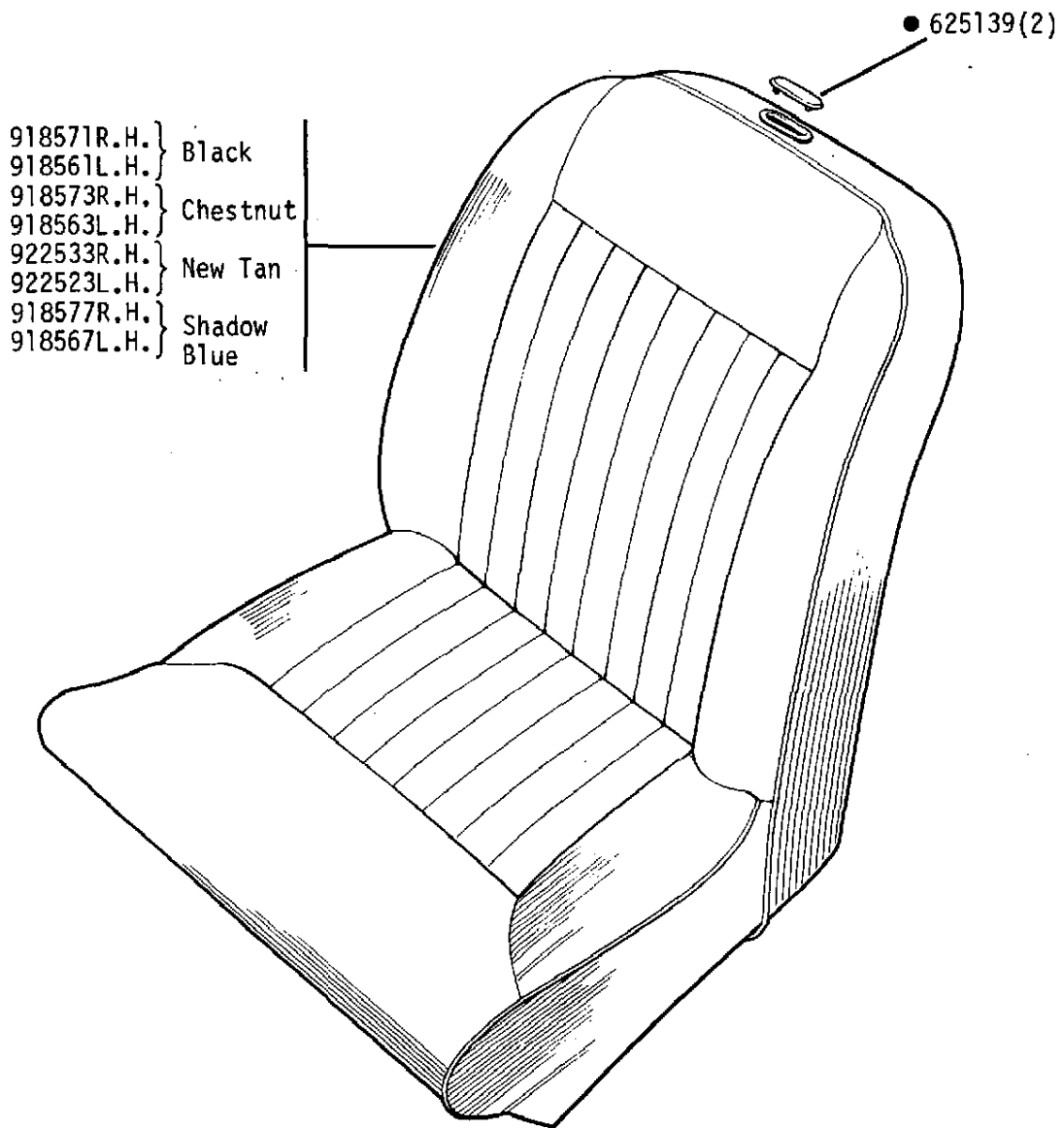
☒ France only

# BODY AND FITTINGS - Hood Stowage



NOTE			
† 821603 New Tan	} Hood Stowage Cover Assembly (for use with soft top)	1 off	Δ Alternatives ⊖ Alternatives
† 822407 Shadow Blue			
† 822403 Chestnut			
† 822401 Black			
* 821623 New Tan	} Hood Stowage Cover Assembly (for use with hard top)	1 off	
* 822437 Shadow Blue			
* 822433 Chestnut			
* 822431 Black			

BODY AND FITTINGS-Seat Assembly. (without Head Restraint) All Markets except U.S.A. and Australia



NOTE

Seat Assemblies comprise details on illustrations 10-62, 10-64, 10-65, and 10-67

● Required when Head Restraint not fitted

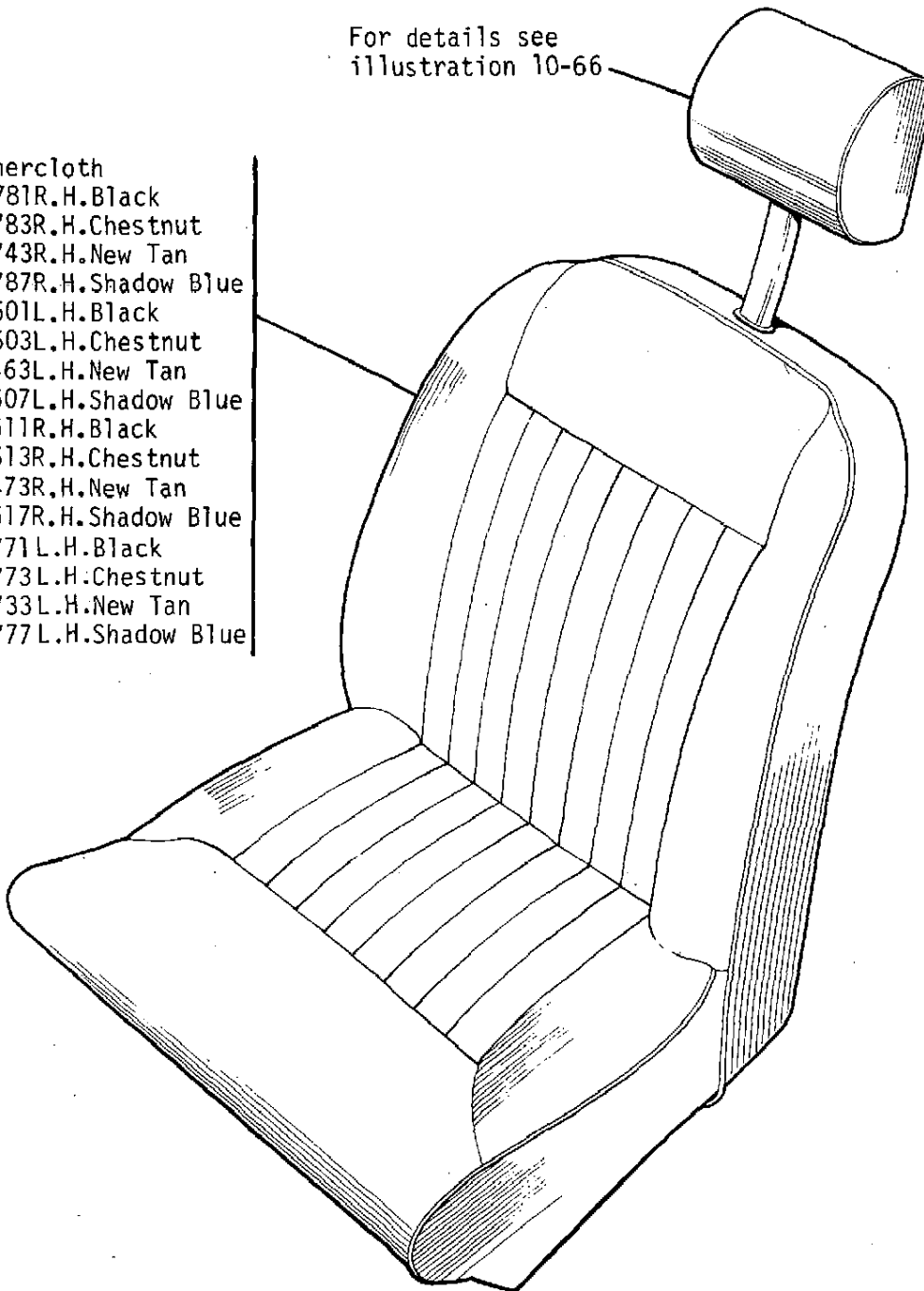




BODY AND FITTINGS-Seat Assembly (with Head Restraint) U.S.A. Australia and Japan

For details see  
illustration 10-66

- Leathercloth
- \*918781R.H.Black
  - \*918783R.H.Chestnut
  - \*922743R.H.New Tan
  - \*918787R.H.Shadow Blue
  - △ +918501L.H.Black
  - △ +918503L.H.Chestnut
  - △ +922463L.H.New Tan
  - △ +918507L.H.Shadow Blue
  - ◎918511R.H.Black
  - 918513R.H.Chestnut
  - ◎922473R.H.New Tan
  - ◎918517R.H.Shadow Blue
  - ⊕ +918771L.H.Black
  - ⊕ +918773L.H.Chestnut
  - ⊕ +922733L.H.New Tan
  - ⊕ +918777L.H.Shadow Blue



NOTE

\*U.S.A. only

+U.S.A. and Australia & Japan

◎Australia & Japan only

Seat Assemblies comprise details on illustrations 10-63 to 10-67 inclusive

△Not required U.S.A. after Commission No. FM10000U

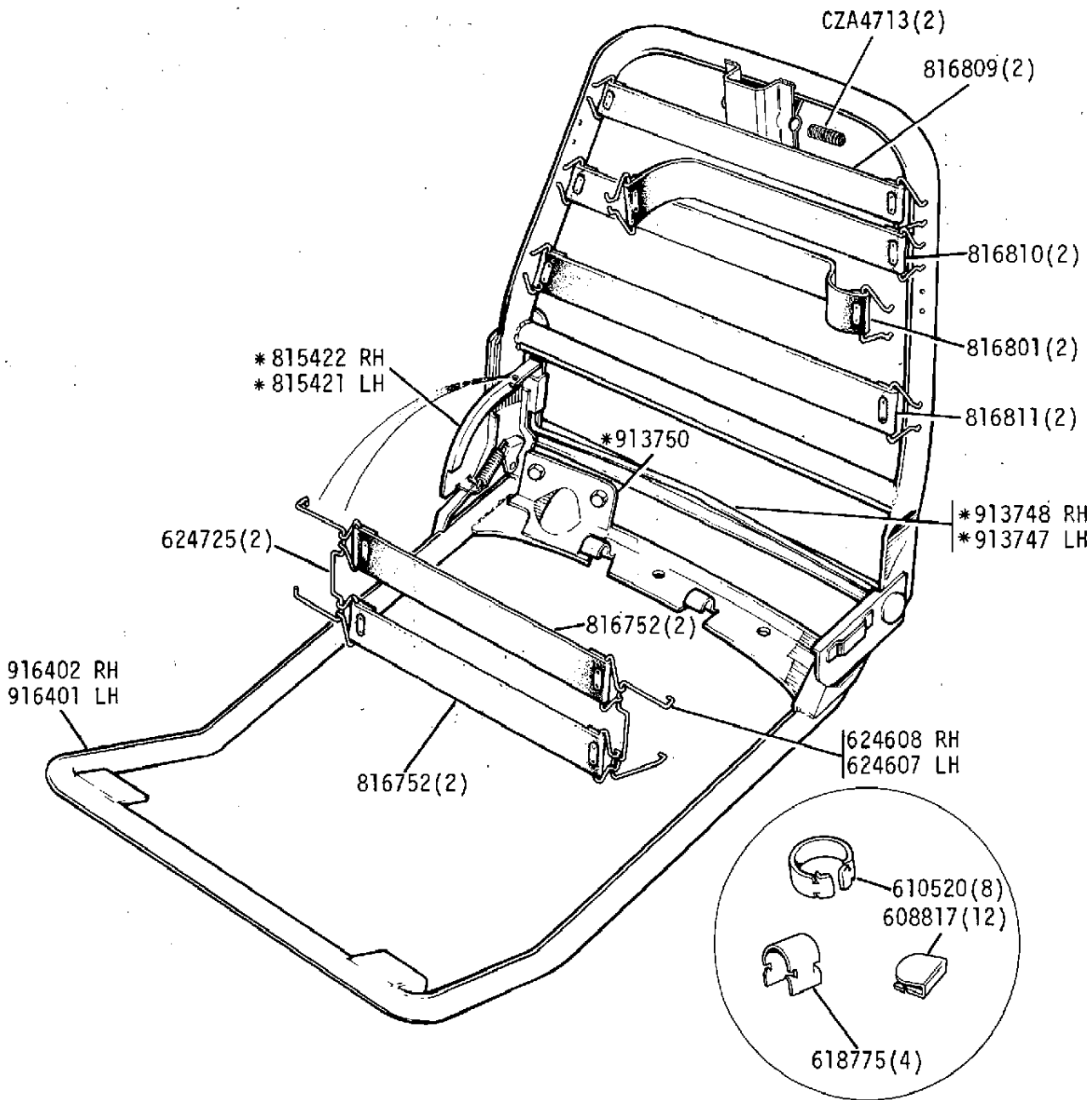
⊕USA from Commission No. FM10001U, but may be used for Australia & Japan also.



SPITFIRE MKIV (1973) AND SPITFIRE 1500 10-63

B3112/3

BODY AND FITTINGS-Seat Frame and Squab Assemblies (All Markets)



<p>NOTE</p> <p>z Frame and Squab Trimmed Assembly (Comprising details above and on illustration 10-65</p> <p>3 Part of Seat Frame Assembly 916401/2</p>	<p>Leathercloth</p> <p>Δ 918691 RH } Black</p> <p>Δ 918681 LH } Black</p> <p>Δ 918693 RH } Chestnut</p> <p>Δ 918683 LH } Chestnut</p> <p>Δ 922653 RH } New Tan</p> <p>Δ 922643 LH } New Tan</p> <p>Δ 918697 RH } Shadow Blue</p> <p>Δ 918687 LH } Shadow Blue</p>
<p>SPITFIRE MKIV (1973) AND SPITFIRE 1500 10-64</p>	<p>B3113</p>

BODY AND FITTINGS-Seat Squab Details (All Markets)

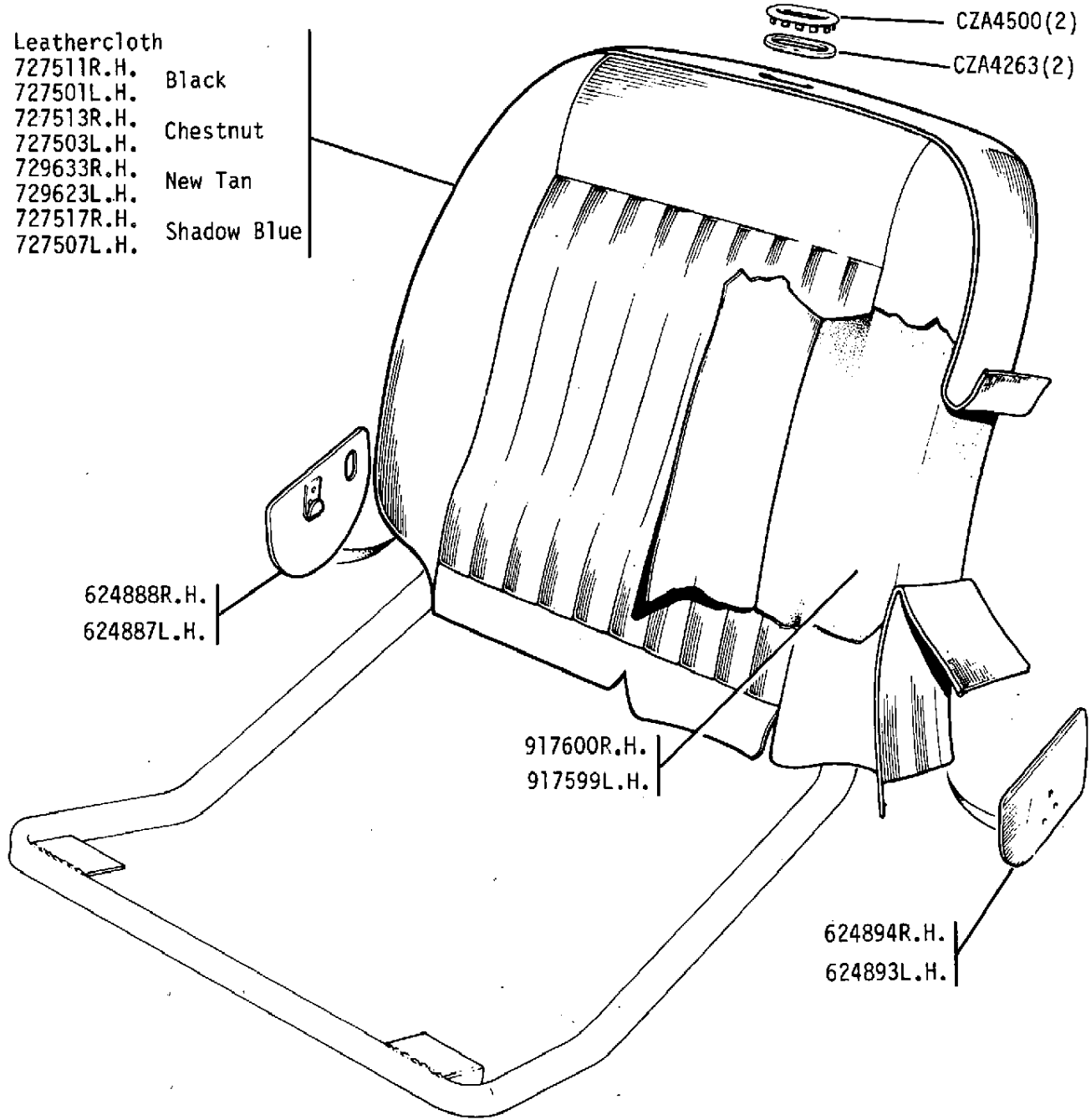
Leathercloth  
 727511R.H. Black  
 727501L.H. Chestnut  
 727513R.H. Chestnut  
 727503L.H. New Tan  
 729633R.H. New Tan  
 729623L.H. Shadow Blue  
 727517R.H. Shadow Blue  
 727507L.H.

CZA4500(2)  
 CZA4263(2)

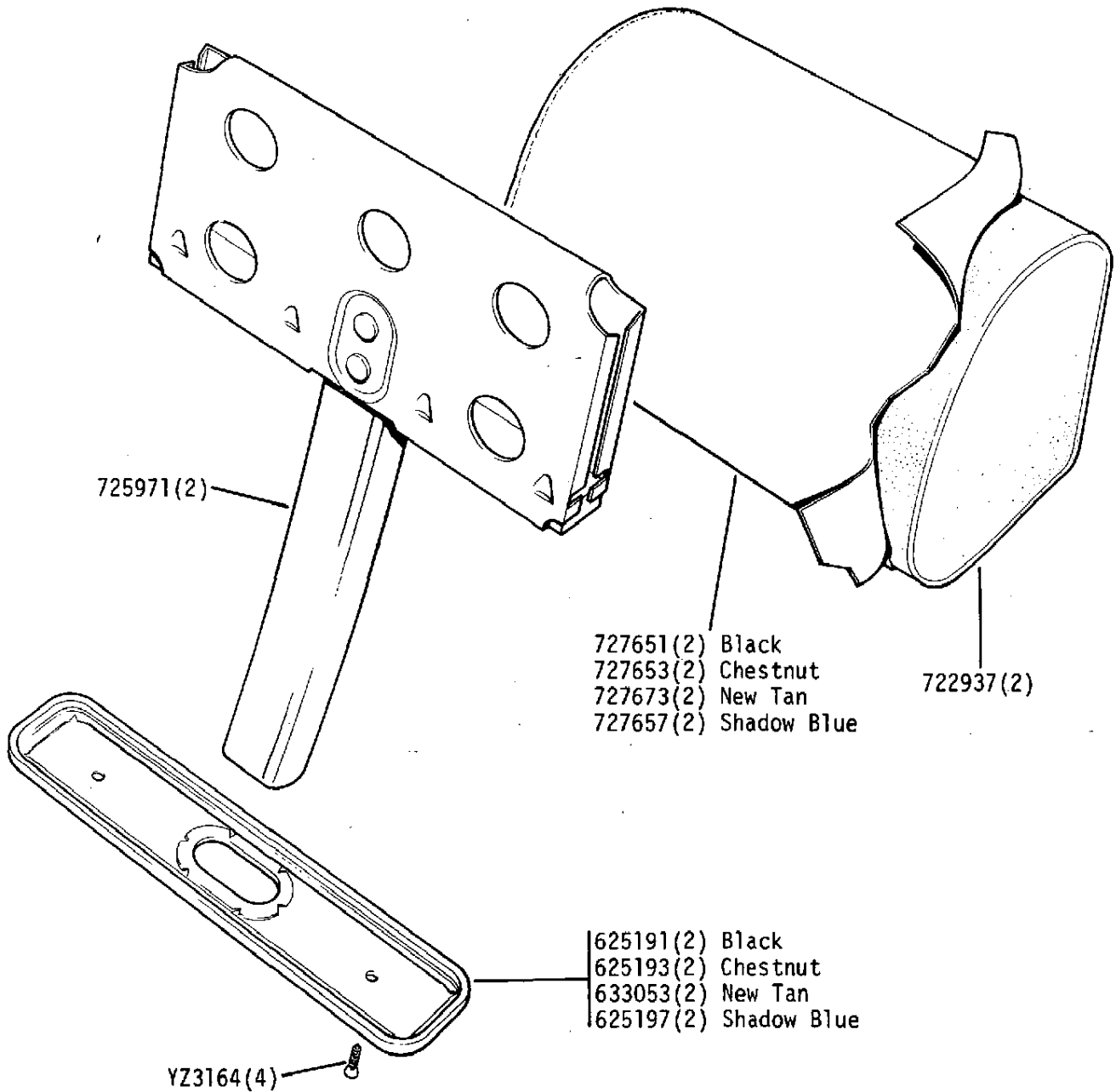
624888R.H.  
 624887L.H.

917600R.H.  
 917599L.H.

624894R.H.  
 624893L.H.



HEAD RESTRAINT (U.S.A. Australia and Japan)



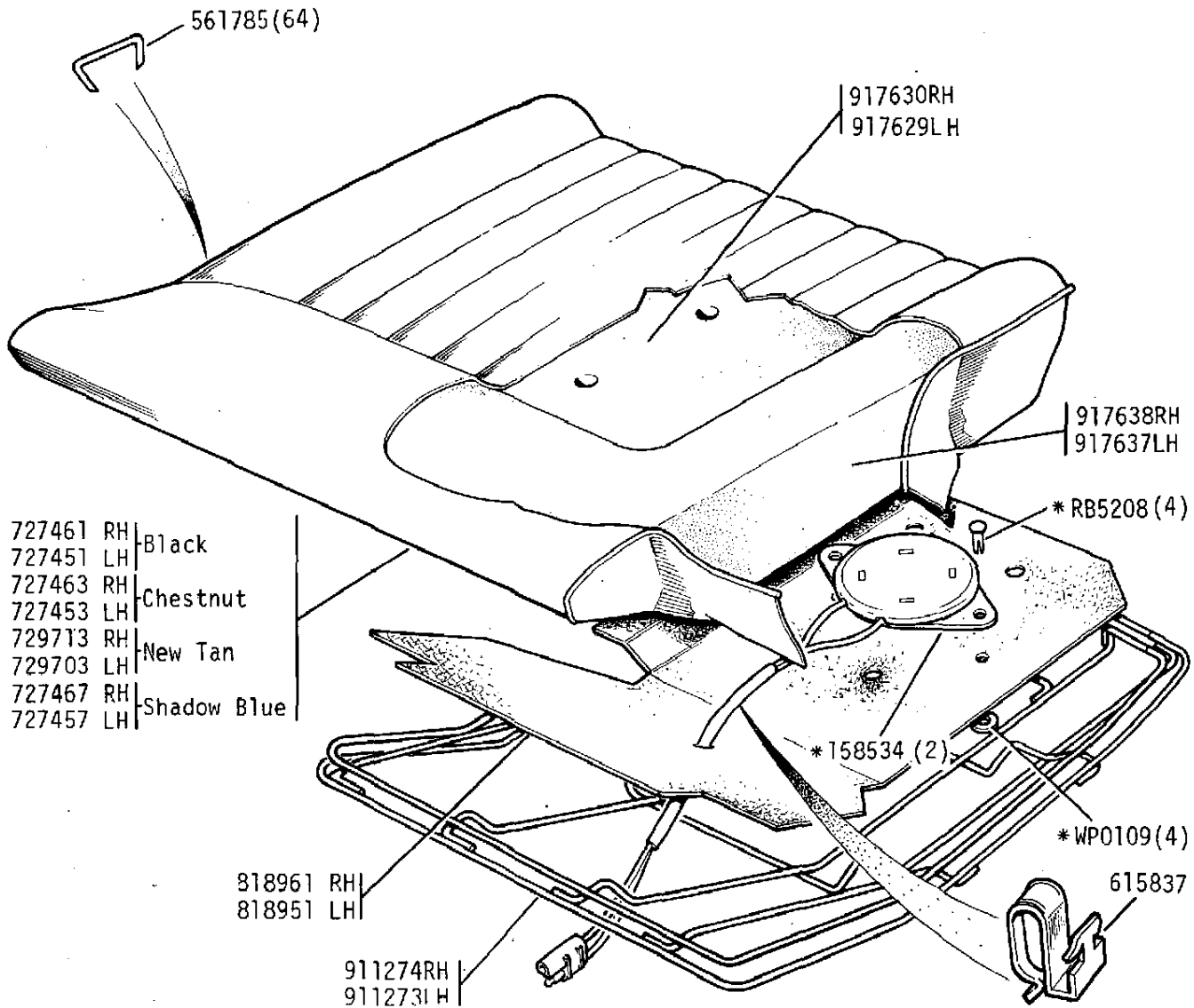
NOTE

918741(2) Black	} Head Restraint Assembly Trimmed, Leathercloth. Comprising all details on this illustration
918743(2) Chestnut	
922703(2) New Tan	
918747(2) Shadow Blue	

Fitted as Special Order to all other markets



BODY AND FITTINGS-Seat Cushion Assembly (All Markets)



NOTE

\* U.S.A. Only  
Cushion Assembly  
trimmed complete  
(comprising all the above  
details except Clip 615837)

Leathercloth (All Markets except U.S.A.)

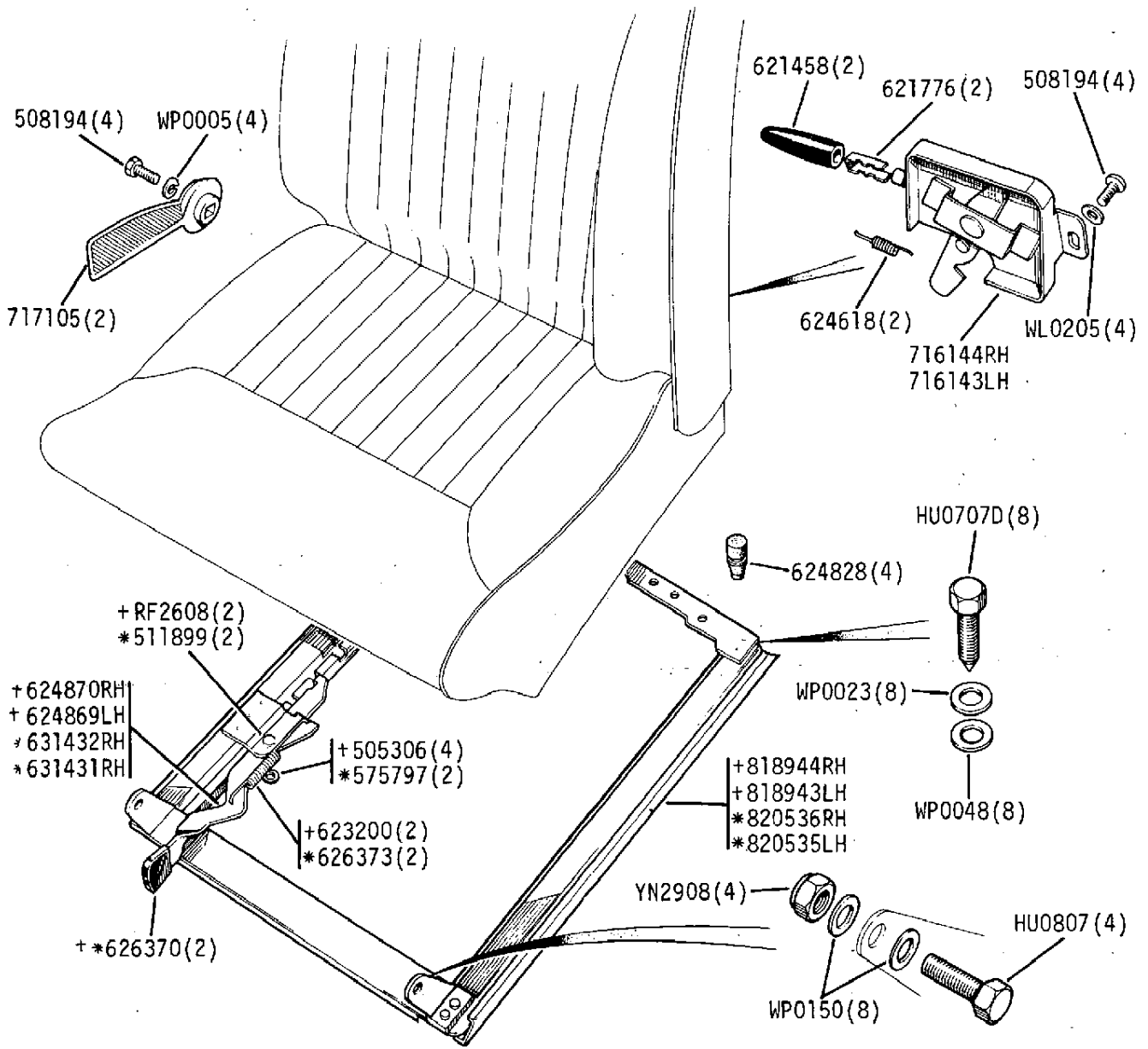
918631 RH Black  
918633 RH Chestnut  
922593 RH New Tan  
918637 RH Shadow Blue  
Leathercloth (U.S.A. ONLY)  
918841 RH Black  
918843 RH Chestnut  
922803 RH New Tan  
918847 RH Shadow Blue

Leathercloth (All Markets)

918621 LH Black  
918623 LH Chestnut  
922583 LH New Tan  
918627 LH Shadow Blue  
Leathercloth (U.S.A. only)  
From Commission No. FM10001U  
918831 LH Black  
918833 LH Chestnut  
922793 LH New Tan  
918837 LH Shadow Blue



BODY AND FITTINGS-Seat Slides, Safety Catches and Seat Adjusting Handle (All Markets)

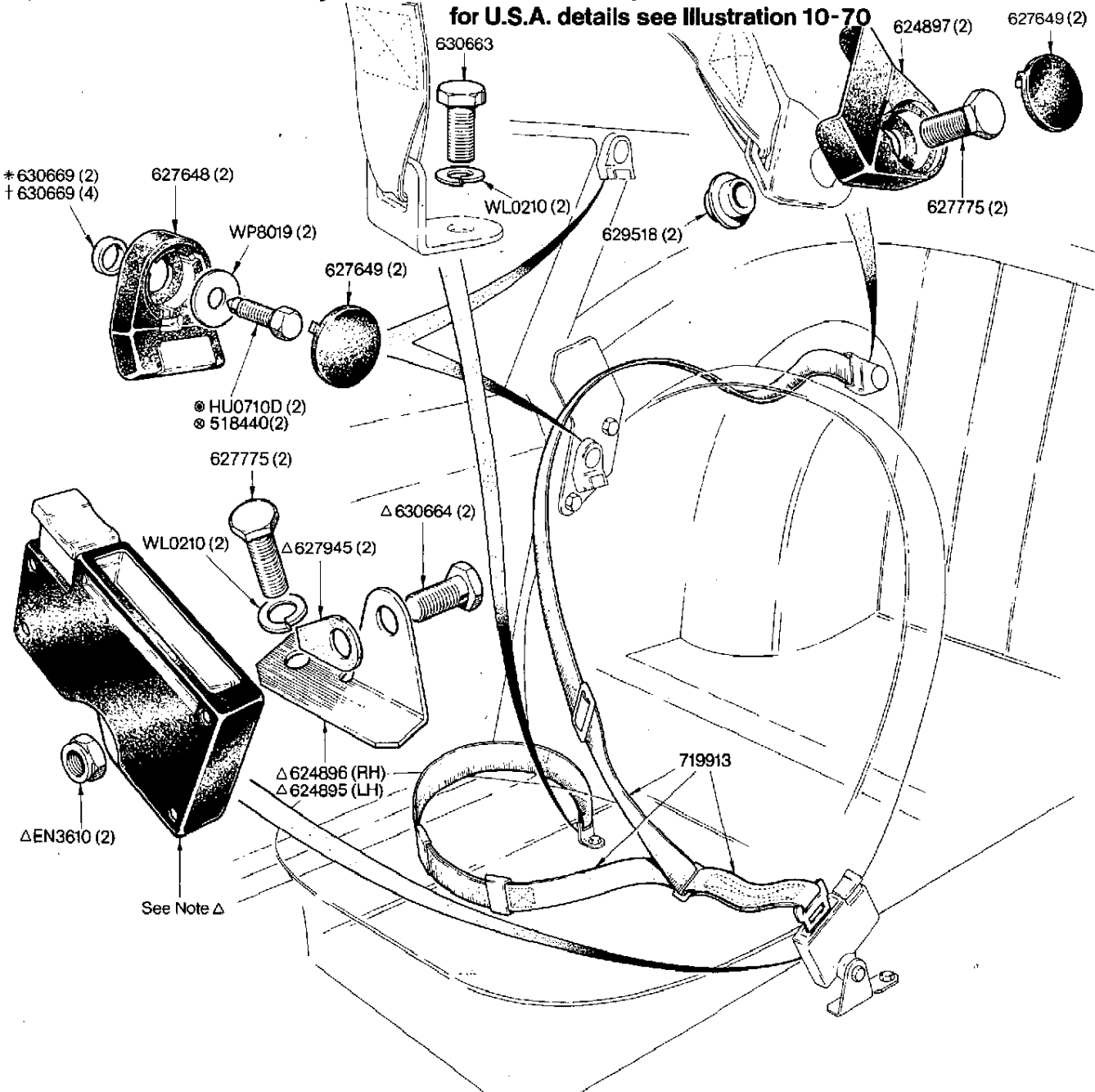


NOTE  
 †Hallam, Sleigh and Cheston type  
 \* A.W. Chapman type

SPITFIRE MKIV (1973) AND SPITFIRE 1500 10-68 B3145

**BODY AND FITTINGS – Safety Harness – All markets except U.S.A.**

**for U.S.A. details see Illustration 10-70**



**NOTE**

719912 Safety Harness Kit 1 off Comprising all details on this plate

\* 630669 (2) Spacer (Soft Top)

† 630669 (4) Spacer (Hard Top)

Front Seat Belts for the following countries are local supply and fitment:

Switzerland, Australia, Norway, Finland, Netherlands, Japan, France, Denmark, Sweden.

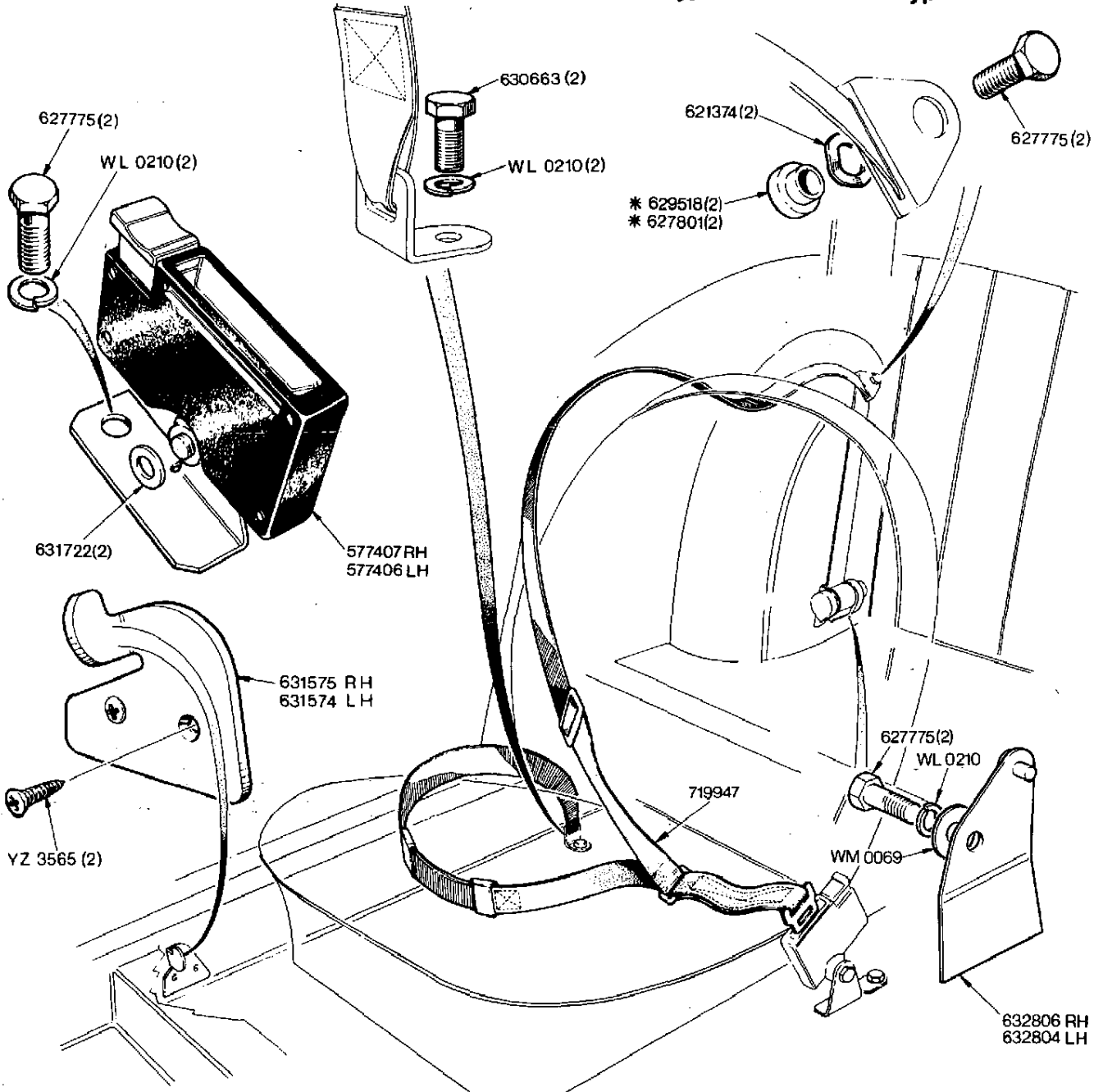
577119 R.H. } Monolok and Bracket Assembly

577118 L.H. } comprising items marked Δ

⊙ Required when Soft Top is fitted.

⊗ Required when Hard Top only is fitted

**BODY AND FITTINGS - Safety Harness -(Seat Sensor Type) Fitted to U.S.A Type Vehicles**



**NOTE**

\* Alternatives



MISCELLANEOUS BODY FITTINGS

Part No.	Description	No. per Unit	Remarks
BLANKING PLUG DETAILS			
600399	Plug, main floor (1" hole) Paint Drainage Holes	4	
600399	Plug, trunk floor (1" hole) Paint Drainage Holes	2	
600399	Plug, seat pan (1" hole) Paint Drainage Holes	3	
612301	Plug, seat pan (1 1/8" hole) Paint Drainage Holes	2	
CD25672	Plug, Heelboard Crossmember (3/8" hole) Paint Drainage Holes	2	
600398	Plug, sill panel (1/2" hole) Paint Drainage Holes	4	
600399	Plug, rear wheelarch, Outer (1" hole) Paint Drainage Holes	2	
600399	Plug, heelboard crossmember (1" hole) Paint Drainage Holes	2	
600421	Plug, floor hole (13/16" hole) Paint Drainage Holes	1	
HU0803	Screw, set, skid hole blanking	2	
WP0008	Washer, plain, skid hole blanking	2	
603790	Plug, rubber (5/16") dash shelf panel	1	
61917	Grommet, water valve cable through dash shelf	1	
631018	Plug, blanking, rear bumper holes	2	Italy only
61917	Grommet, number plate cable entry rear valance	1	
600421	Plug, door (13/16" hole)	4	
600398	Plug, blanking, bulkhead	1	
600399	Plug, blanking, trunk floor (Required when Evaporative Emission Control System is not fitted)	1	
PX0703	Setscrew, fitted in bulkhead (L.H.S.)	1	When Dual Braking is not fitted
WP0007	Washer, plain, on setscrew (L.H.S.)	1	
CD27769	Plug, rubber (3/8" hole) Heelboard panel	4	
61917	Grommet, choke cable R.H.S.	1	
600398	Plug, blanking L.H.S.	1	
600396	Grommet, airbox, rev. counter cable	1	
158293	Label, approval, door locks, hinges and steering	1	Fitted up to Comm. No. FH.51096
600398	Plug blanking, rear valance	1	U.S.A. only
UKC.0731	Label approval, door locks, hinges and steering	1	France. Fitted to all markets from FH.51097
ZKC.0191	Plug, blanking, floor	1	
600398	Plug, blanking 'A' post (1/2" hole)	1	
609184	Plug, trunk floor (3/8" dia)	1	U.S.A. from Comm. No. FM.10001U
609185	Plug, trunk floor (1/2" dia)	1	
600399	Plug, rear valance lower (1" hole)	2	
600398	Plug, rear wings (1/2" hole)	2	
NKC.0361	Rivet, wheelarches	4	

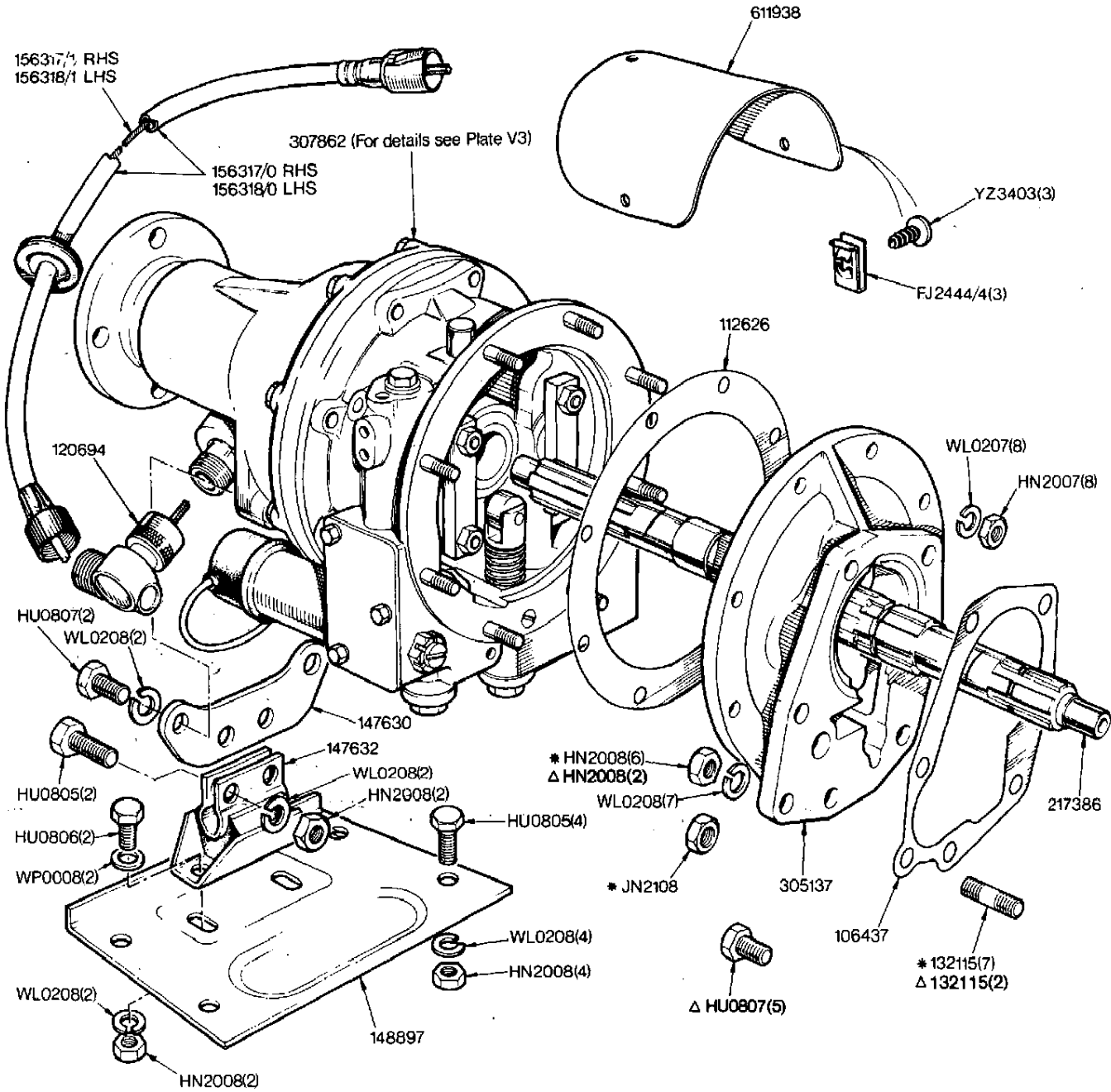


MISCELLANEOUS BODY FITTINGS-Continued

Part No.	Description	No. per Unit	Remarks	
TOUCH-IN-PAINT DETAILS				
GTU.281	EMERALD GREEN	A/R		
GTU.153	WHITE	A/R		
GTU.278	SAPPHIRE BLUE	A/R		
GTU.167	DAMSON	A/R		
GTU.277	PIMENTO	A/R		
GTU.276	SAFFRON	A/R		
GTU.161	SIENNA BROWN	A/R	} 1 Pint tin	
GTU.282	MALLARD	A/R		
GTU.144	BLACK SATIN MATT	A/R		
GTU.301	FRENCH BLUE	A/R		
GTU.302	CARMINE	A/R		
GTU.304	MIMOSA	A/R		
GTU.303	MAGENTA	A/R		
AEROSOL SPRAYS				
GAP.281	EMERALD GREEN	A/R		
GAP.153	WHITE	A/R		
GAP.278	SAPPHIRE BLUE	A/R		
GAP.167	DAMSON	A/R		
GAP.277	PIMENTO	A/R		
GAP.276	SAFFRON	A/R		
GAP.161	SIENNA BROWN	A/R		
GAP.282	MALLARD	A/R		
GAP.144	BLACK SATIN MATT	A/R		
GAP.301	FRENCH BLUE	A/R		
GAP.302	CARMINE	A/R		
GAP.304	MIMOSA	A/R		
GAP.303	MAGENTA	A/R		
217614	Towing Attachment Kit - Rear	1		
520176	Continental Touring Kit (1300cc Engine only)	1		

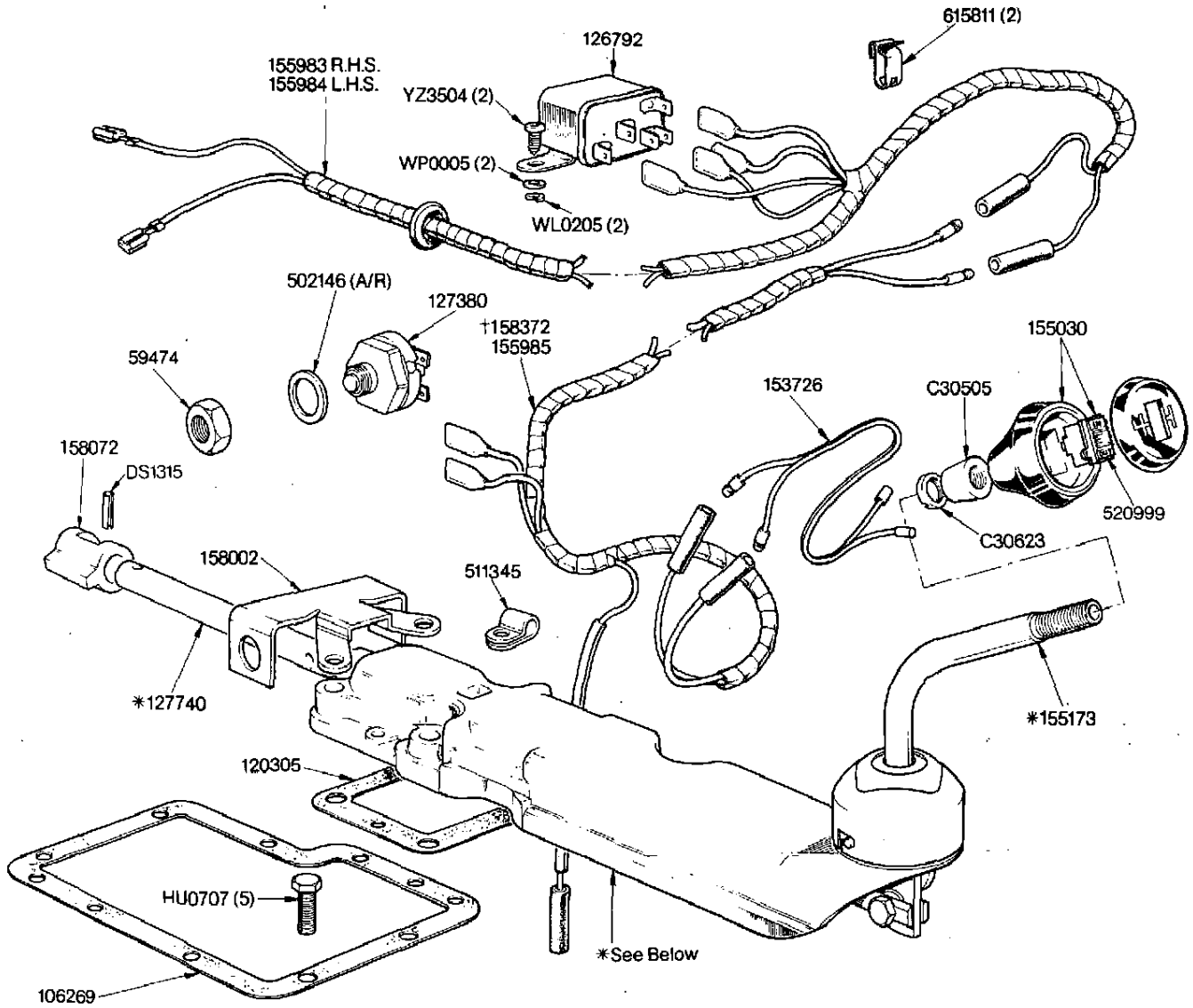


# OVERDRIVE KIT



518930 Overdrive Kit RHS | Comprising items on Plates V1 and V2  
 518931 Overdrive Kit LHS |  
 Details on this illustration are fitted up to Commission No. FH60000 and FM10000U only  
 For future see illustrations 10-78, 10-79, 10-80, 10-81, 10-82, 10-83  
 items marked Δ are alternative fitment in sets to items marked \*

# OVERDRIVE - Overdrive Kit Continued

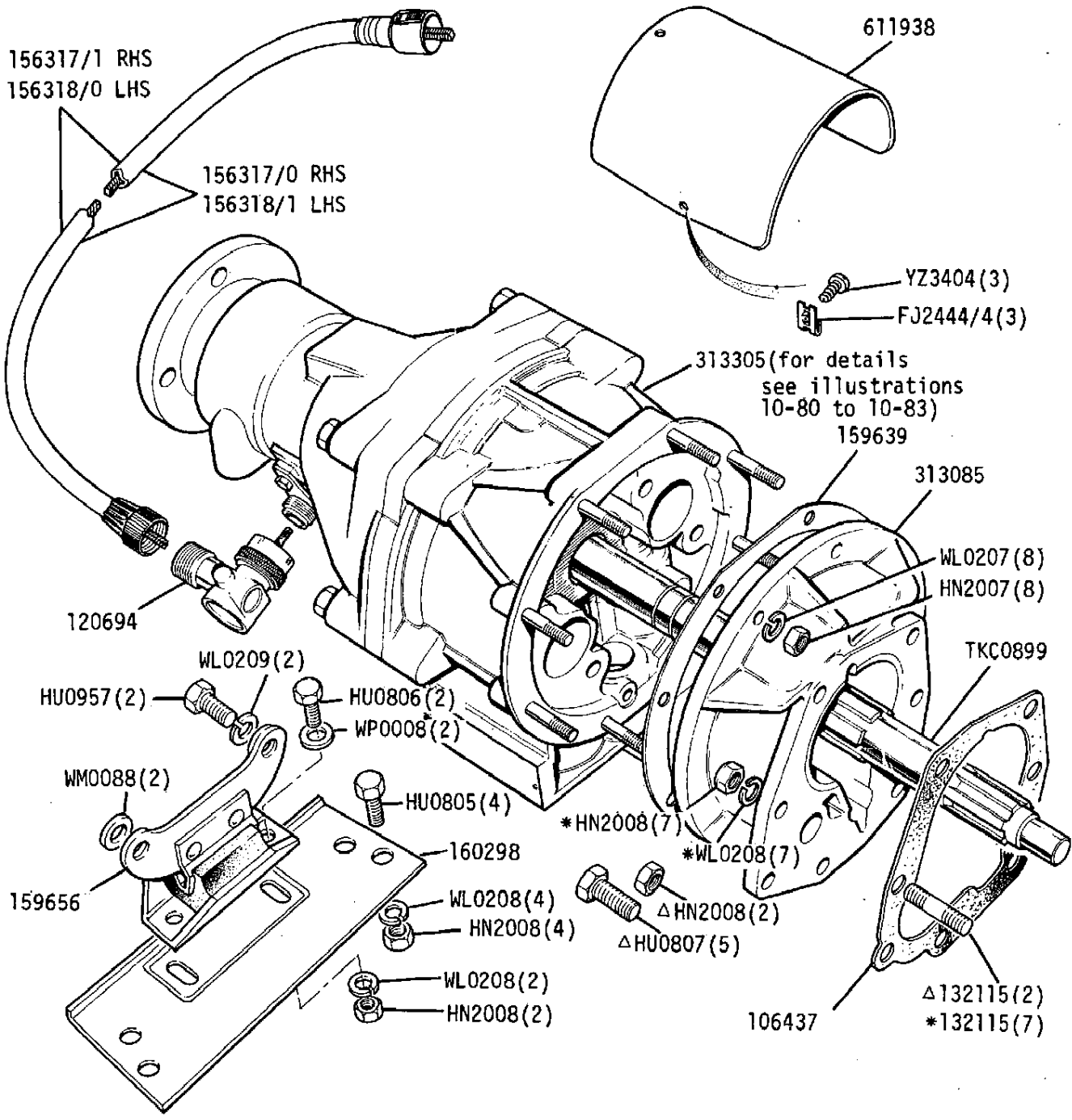


**NOTE**

<ul style="list-style-type: none"> <li>⊕ *521031 Top Cover Extension and Hand Lever Assembly comprising items marked *</li> <li>⊕ 217383 Propellor Shaft, strap drive. Alternative fitment to 217073 and TKC0770</li> <li>⊕ TKC0770 Propellor Shaft, Strap Drive, Alternative Fitment to 217383 or 217073 and will be supplied when stocks of 217383 are exhausted.</li> <li>⊕ 217073 Propellor Shaft, frictionless. Alternative fitment to 217383 and TKC0770</li> <li>⊕ 520432 Gearbox Assembly (Less Top Cover extension, gearbox extension and hand lever)</li> <li>⊕ 521068 Gearbox Assembly. Reconditioned unit.</li> </ul> <p>The above gearbox assemblies comprise mainshaft Part No. 217386 and all other details in the gearbox section                  Details on this Plate are fitted up to Commission No. FH60000 and FM10000U only                  For future see illustrations 10-78 to 10-83 inclusive</p>	<p>Items marked ⊕ are not part of Overdrive Kits and must be ordered separately.                  †U.S.A. only</p>
---	--

**SPITFIRE MK IV (1973) and SPITFIRE 1500**      10-75      B3122/2

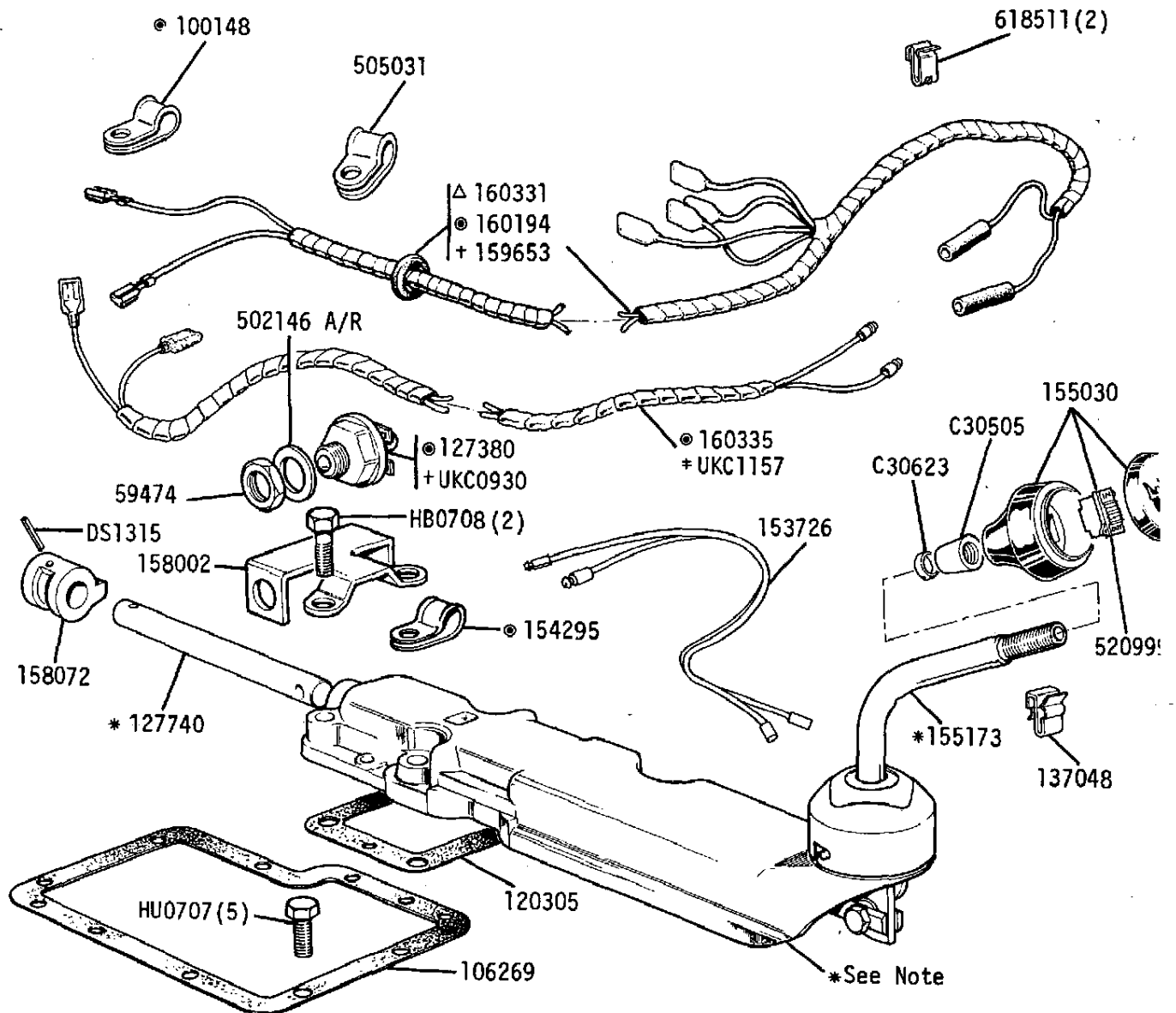
J TYPE OVERDRIVE KIT-Fitted from Commission No. FH60001 and FM10001U



NOTE  
 521169 OVERDRIVE KIT RHS }  
 521170 OVERDRIVE KIT LHS } Comprising items on illustrations 10-78 and 10-79  
 \* Alternative fitment to Δ



J TYPE OVERDRIVE KIT-CONTINUED (Fitted from Commission No. FH60001 and FM10001U)



NOTE

- ⊕ UKC1959 Gearbox Assembly (Less Top Cover Extension, Gearbox Extension and Hand Lever)
  - ⊕ UKC1960 Gearbox Assembly, reconditioned unit
  - ⊕ 521031 Top Cover Extension and Hand Lever Assembly comprising items marked \*
  - ⊕ 217383 Propeller Shaft, strap drive. Alternative fitment to 217073 and TKC0770
  - ⊕ TKC0770 Propeller Shaft, strap drive. Alternative fitment to 217383 or 217073 and will be supplied when stocks of 217383 are exhausted
  - ⊕ 217073 Propeller Shaft, frictionless. Alternative fitment to 217383 and TKC0770
- Items marked ⊕ are not part of Overdrive Kits and must be ordered separately.  
 Items marked ⊙ are fitted up to  
 Items marked + are fitted from

△ U.S.A. ONLY

\* ITALY ONLY

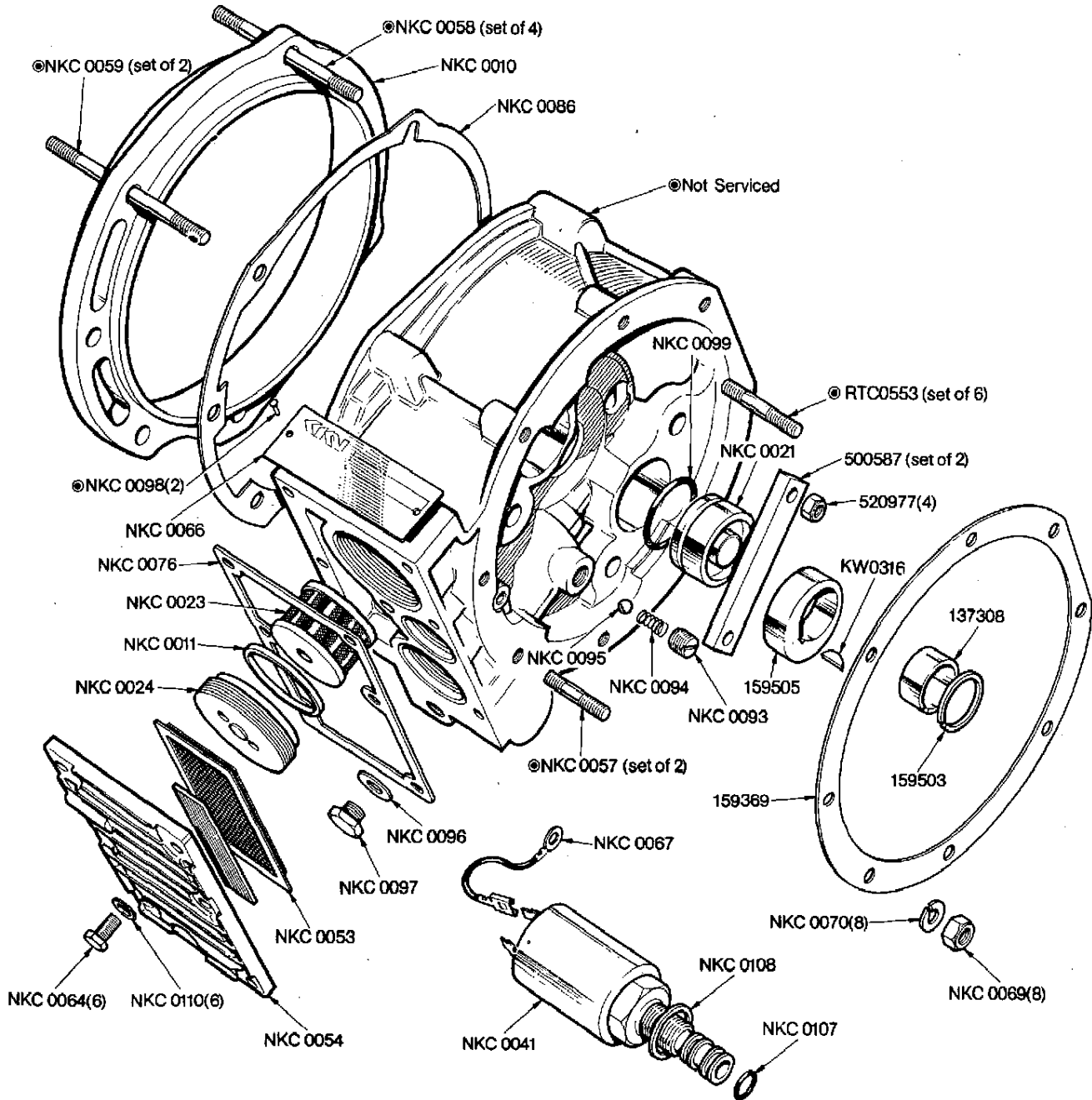


SPITFIRE MKIV (1973) AND SPITFIRE 1500

10-79

B3126/3

**J' TYPE OVERDRIVE UNIT - Main Case, Brake Ring, Cam.**

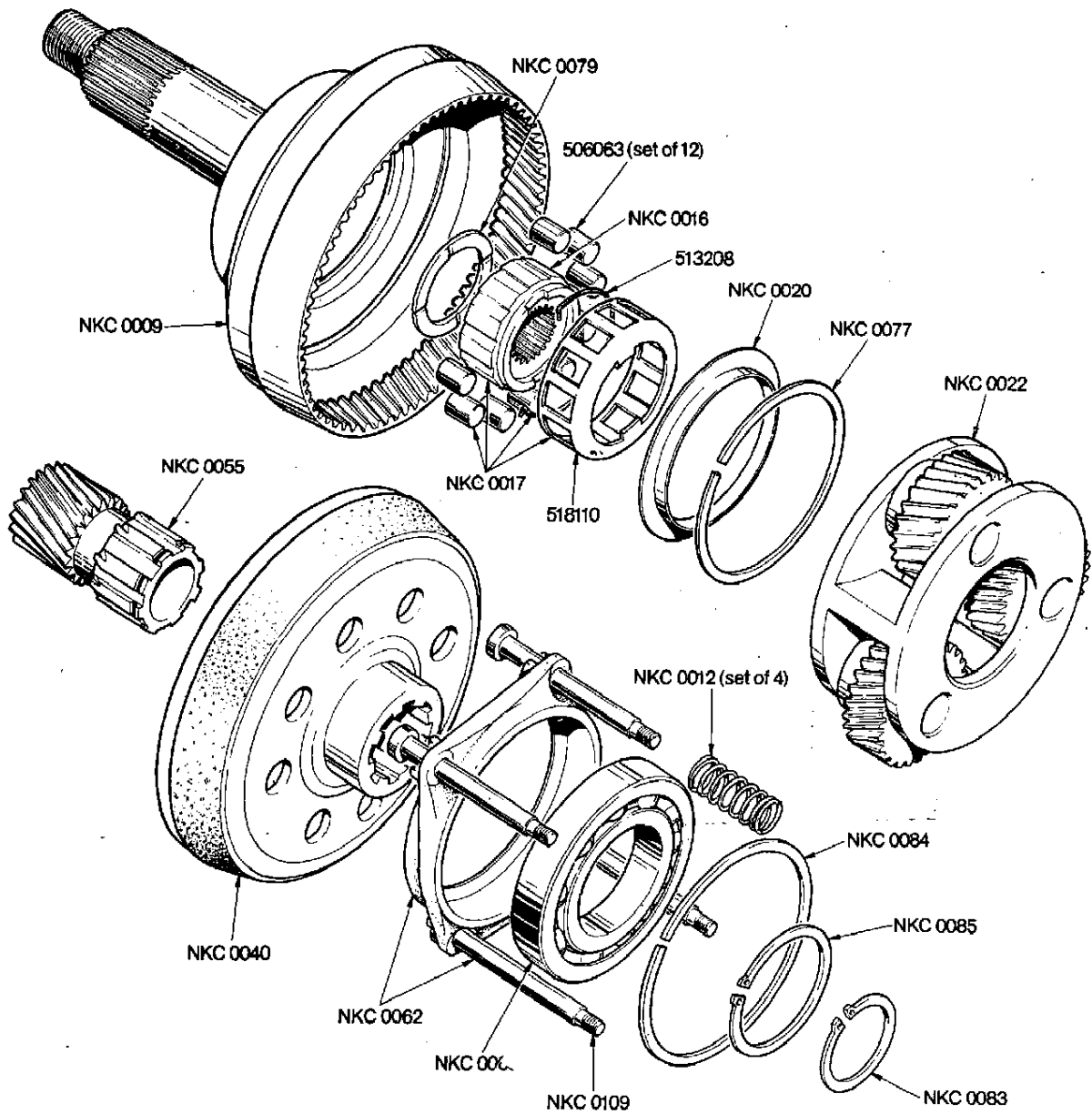


**NOTE**  
 313305 Overdrive Unit 1off  
 (Comprising details on illustrations 10-80 to 10-83 inclusive)  
 NKC0018 Main Case Service Kit 1off  
 (Comprising details@)  
 Details on this illustration are fitted from Commission No. FH60001 and FM10001U

---

**SPITFIRE MK IV (1973) and SPITFIRE 1500 10-80** B3127/3

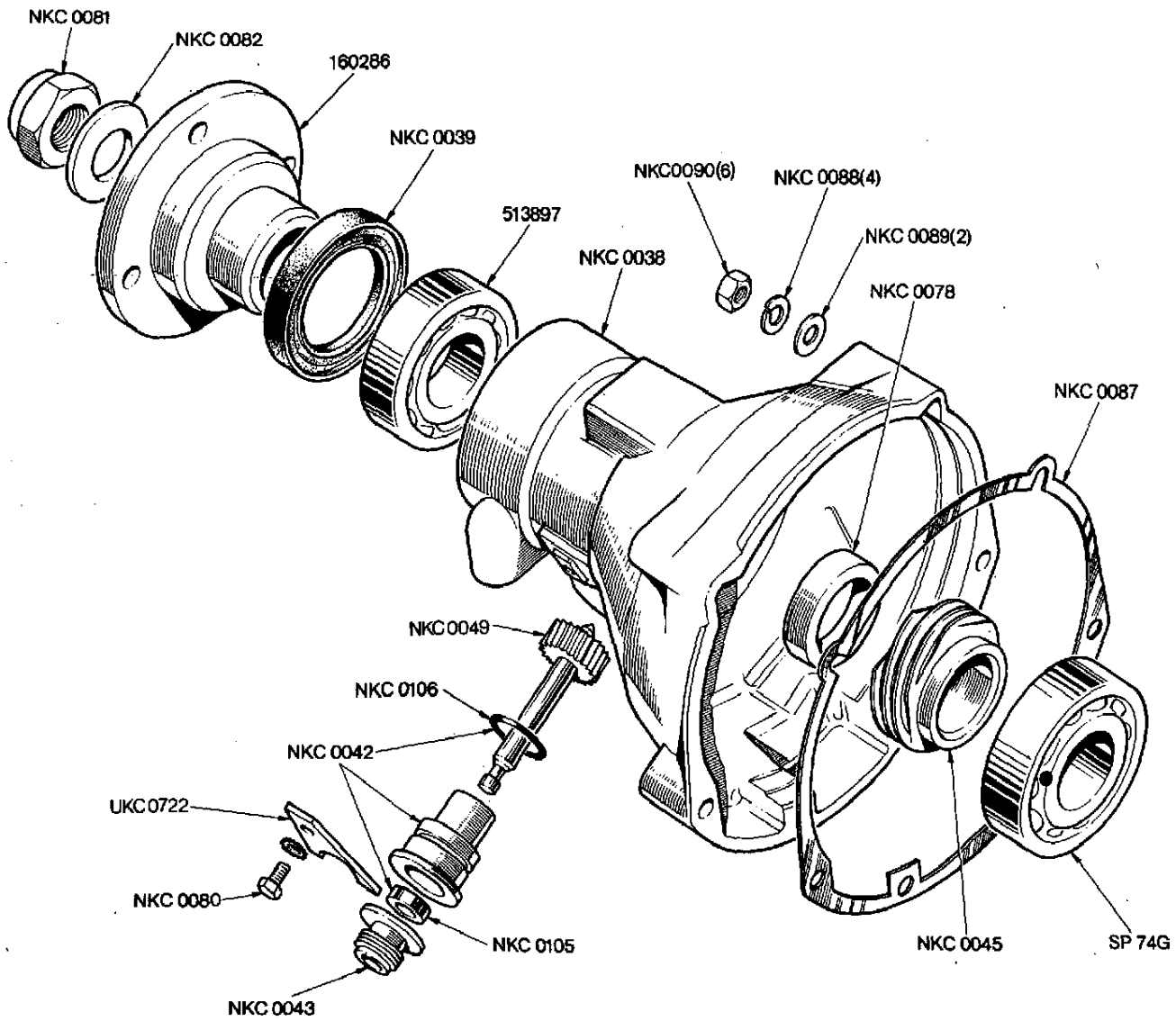
**J' Type OVERDRIVE UNIT - Annulus, Sunwheel, Planet Carrier.**



**NOTE**  
 Details on this illustration are fitted from Commission No. FH60001 and FM10001U and future.

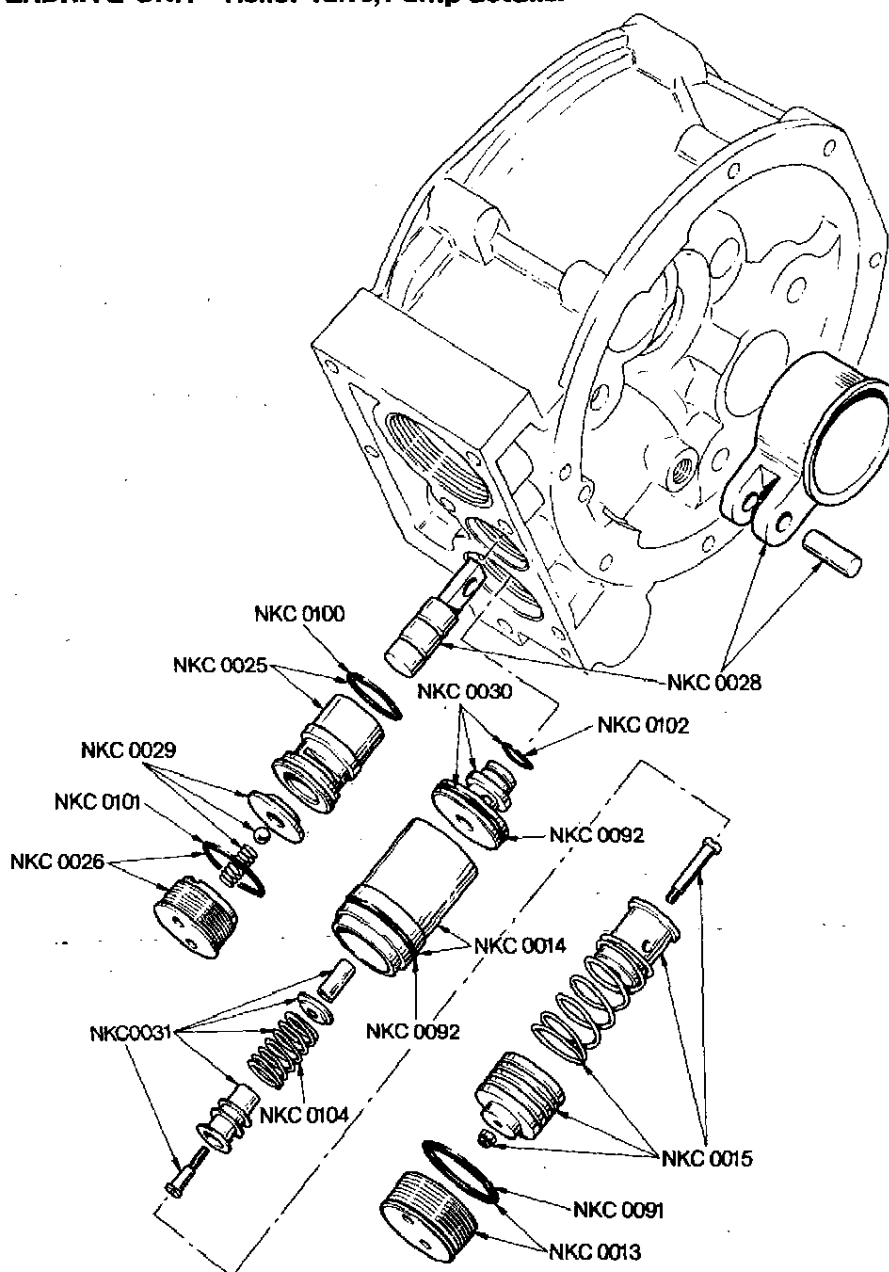


# 'J' TYPE OVERDRIVE UNIT - Rear Case, Speed Gears, Flange.



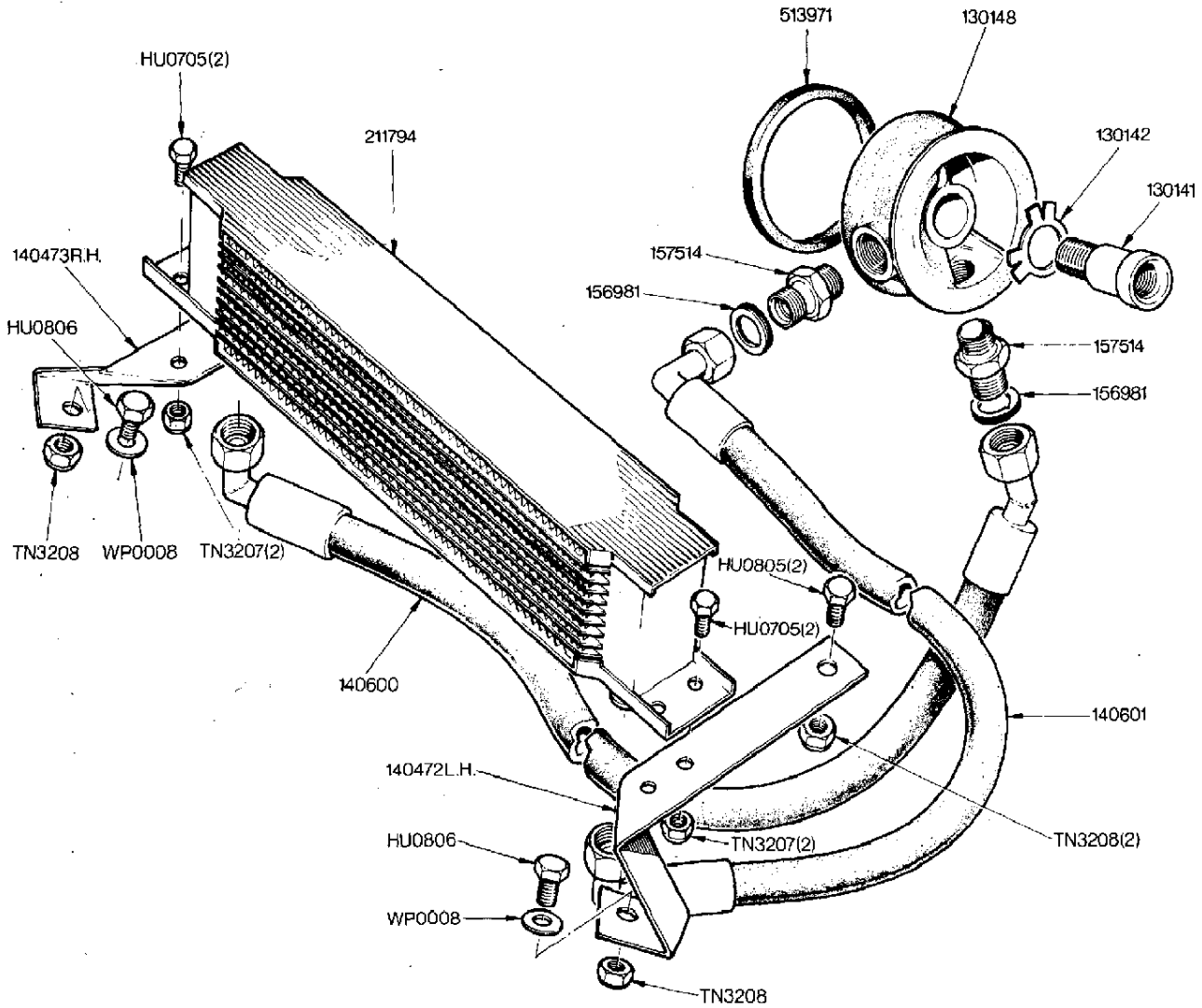
NOTE  
Details on this illustration are fitted from Commission No. FH60001 and FM10001

**J' Type OVERDRIVE UNIT – Relief Valve, Pump details.**



NOTE  
 Details on this illustration are fitted from Commission No. FH60001 and FM10001U

# OIL COOLER



NOTE  
 54082 Engine Oil Cooler Kit 1off (Comprising all above details)

PART NUMBER	DESCRIPTION	REF.NO.
32307	WASHER FELT ON DIPSTICK	09-04
32307	PIN ANCHORING TENSIONER SPRING	09-08
35960	CHAINWHEEL CAMSHAFT	09-08
36234	PIECE FILLER-SEALING BLOCK ATTACHMENT	09-04
36411	PLATE LOCKING CHAINWHEEL TO CAMSHAFT	09-08
37948	SHIM UNDER SPRING	09-40
42425	TENSIONER SPRING	09-08
43752	PLATE ANCHOR	09-08
56177	CONNECTOR DOUBLE SNAP	10-21
56305	SCREW LOCKING SPEEDO DRIVEN GEARBOX EXTENSION	09-37
56934	NIPPLE GREASE	09-47
56935	NIPPLE GREASE INNER HUB	09-51
57110	LOCKNUT FITTED TO ROCKERS	09-06
57458	BAND COVER ASSEMBLY	10-07
57602	ADAPTOR CYLINDER HEAD	10-43
57950	SPRING RETURN	09-06
58258	CLAMP MANIFOLD TO CYLINDER HEAD	09-14
58261	GAITER	09-47
58923	GUIDE VALVE	09-06
59191	CLIP FRONT PIPE TO CHASSIS	09-74
59380	CLIP CLUTCH PIPE	09-71
59426	SPANNER OPEN-ENDED (.50 A/F .56 A/F)	09-71
59474	NUT INHIBITOR SWITCH TO BRACKET	10-19
59492	BULB INSTRUMENT ILLUMINATION& WARNING LIGHTS	10-18
59813	SCREW S/T BATTERY LEADS TO BATTERY	10-20
60070	BUSH BEARING CAP	09-52
60142	NUT UNION PIPE TO TANK	09-76
61917	GROMMET FITTED IN SUPPORT BRACKET	10-11
70391	SET SUNDRY PARTS	10-07
100148	CLIP PETROL PIPE SUPP FIT TO AIR CLEANER BOLT	09-71
100433	STUD BEARING HOUSING ATTACHMENT	09-25
100498	NUT MANIFOLD TO CYLINDER HEAD	09-14
100500	SETScrew CHAINWHEEL TO CAMSHAFT	09-08
100501	SCREW SEALING BLOCK ATTACHMENT	09-04
101022	SCREW SET OIL GALLERY SIDES ROCKER OIL FEED	09-04
101089	SPANNER SPARKING PLUG	09-83
101302	NUT PIPE TO ADAPTOR	09-14
101343	ADAPTOR WATER PUMP	09-14
101962	STUD	09-04
102689	COVER HUB END	09-47
102690	WASHER D HUBS TO STUB AXLES	09-47
102987	BUSH RUBBER DAMPER EYE(USE WITH GIRUNG&WOODHE	09-55
104420	BUSH IN REVERSE GEAR	09-41
104433	BEARING BALL FITTED ON SHAFT	40-09
104438	WASHER OUTER FITTED ON CONSTANT PINION SHAFT	09-41
104445	SPRING IN SYNCHRO SLEEVE	09-40
104449	PLUG SELECTOR SHAFT HOLES	09-39
104549	SHIM STARTER MOTOR	10-07
104552	BALL JOINT ASSY UPPER WISHBONE(FIT GREASE NIP	09-47
104554	BOLT BEARING CAP ATTACHMENT	09-52
104581	KEY AXLE SHAFT REAR HUB TO AXLE SHAFT	09-51
104582	CATCHER OIL	09-51
104737	PAWL FITTED IN LEVER	09-68
104738	PIN FITTED IN LEVER	09-68
104740	SPRING PAWL RELEASE	09-68
104742	SEGMENT RATCHET	09-68

PART NUMBER	DESCRIPTION	REF. NO.
104743	PIN FULCRUM H/BRAKE LEVER&RATCH TO MOUNT BRKT	09-68
104749	FORK-END REAR CABLE	09-68
104750	PIN CABLE ATTACHMENT	09-68
104773	HOUSING OIL SEAL	09-51
104775	SEAL OIL BALL JOINT ASSEMBLY	09-59
104859	SCREW LOCATING DRILLED PEDESTAL TO SHAFT	09-06
104860	GEAR DRIVING DISTRIBUTOR AND OIL PUMP	09-08
104861	SHAFT OIL PUMP DRIVE	09-08
104939	WASHER JOINT PEDESTAL TO CYLINDER BLOCK(1.006	09-08
104963	PLUG CORE OIL PUMP BODY	09-10
104964	BODY ASSEMBLY	09-10
105114	PLATE LOCATING CAMSHAFT IN CYLINDER BLOCK	09-08
105115	KEY LOCATING CHAINWHEEL&PULLEY ON CAMSHAFT	09-07
105118	COLLAR SPRING VALVE LOWER	09-06
105120	SPRING ROCKER	09-06
105121	STUD CYLINDER HEAD ATTACHMENT	09-04
105123	STUD ROCKER COVER	09-06
105124	STUD MANIFOLD ATTACHMENT OUTER	09-06
105125	STUD MANIFOLD ATTACHMENT INNER	09-06
105131	CHAIN TIMING	09-08
105143	BUSH CONSTANT PINION PILGT	09-07
105290	PLATE CLAMP FLEX STRIP TO BODY&SILENCER/TAIL	09-80
105321	WASHER JOINT TWEEN OILSEAL HOUSING&CYL BLOCK	09-05
105322	SPRING ROCKER NO 1 AND 4 PEDESTALS	09-06
105438	NUT STEERING WHEEL	09-58
105605	BUSH PEDAL TO SHAFT	09-63
105690	SPRING SHOE RETURN CYLINDER HEAD	09-70
105745	STUD CARE TO MANIFOLD	09-27
105869	SPRING SHOE RETURN ADJUSTER END	09-70
106036	CLIP HANGBRAKE CABLE	09-68
106084	SPRING BETWEEN PISTON AND BODY	09-34
106088	RETAINER SPRING	09-65
106090	WASHER SPRING VALVE HEAD	09-65
106092	CIRCLIP PUSH ROD RETAINING	09-65
106094	LID RESERVOIR	09-65
106095	GASKET ON RESERVOIR	09-65
106155	PLUNGER CYLINDER	09-65
106156	SPRING PLUNGER	09-65
106157	STEM VALVE	09-65
106158	SEAL VALVE	09-65
106254	REVERSE OPERATING LEVER ASSEMBLY	09-41
106268	FORK SELECTOR 3RD/TOP	09-39
106269	WASHER JOINT TOP COVER	09-39
106270	WASHER THRUST REAR OF COUNTERSHAFT	09-41
106365	THROWER OIL FITTED ON CONSTANT PINION SHAFT	09-41
106388	SPRING SYNCHRD SLEEVE	09-40
106437	WASHER (PAPER) EXTENSION TO GEARBOX	10-78
106448	FULCRUM REVERSE OPERATING LEVER	09-41
106477	SCREW LOCATING SPINDLE	09-41
106478	PIN INTERLOCK FITTED IN TOP COVER	09-39
106481	PLUNG SELECT SHAFT 1ST/2ND/3RD/TOP FIT TOP CO	09-39
106489	SPRING PLUNGER SELECTOR SHAFT	09-39
106663	CONE SPLIT	09-06
107072	GASKET HOSE	09-71
107099	PLUG INTERLOCK HOLE	09-39
107246	PLUG RETAINING PISTON & SPRING IN BLOCK	09-04

PART NUMBER	DESCRIPTION	REF. NO.
107401	DOWEL HOLLOW	09-07
108021	SHAFT SELECTOR 3RD/TOP	09-39
108301	SPRING PISTON (RED)	09-32
108302	SCREW LID TO FLOAT CHAMBER	09-32
108325	NUT LOST MOTION LEVERS TO CONNECTING ROD	09-31
108334	PIN HINGE	09-32
108341	SPRING PISTON LIFT PIN	09-32
108349	SCREW SECURING DISC ON SPINDLE	09-32
108350	BOLT LOST MOTION LEVERS TO THROTTLE CONN ROD	09-31
108351	WASHER SPRING LID TO FLOAT CHAMBER	09-32
108355	SPRING LOCKING SCREW	09-32
108657	BRUSH HORN PUSH CONNECTION	10-09
108757	SEAL OIL	09-37
108860	EXTENSION TUBING	10-09
108943	CLAMP HEATER CABLE	10-42
108976	BOLT PLATE AND BUSHES TO ADAPTOR	09-58
108977	BUSH RUBBER ADAPTOR PLATE	09-58
109023	ROCKER NO 1	09-06
109024	ROCKER NO 2	09-06
109182	ROD PUSH	09-38
109190	SEAL PLUNGER	09-65
109495	PIN ADJUSTMENT ROCKER SHAFT	09-06
110376	PIN LOCATING CROSS PIN IN DIFFERENTIAL HOUSIN	09-52
110461	STRIP CONDUCTOR ON BOLT	09-58
110679	WASHER DAMPER TOP CAP	09-32
110748	NUT CYLINDER TO BLOCK	09-06
110960	PLATE FLEXIBLE JOINT	09-58
111054	TAPPET BETWEEN WEDGE AND SHOE	09-70
111163	SPACER VALVE	09-65
111422	WASHER THRUST FITTED TWEEN 2ND&3RD SPEED GEAR	09-40
111423	BUSH 2ND/3RD SPEED GEAR	09-40
111870	COLLAR VALVE SPRING UPPER	09-06
111874	PUSH ROD	09-06
111979	SEAL TAPER CYLINDER PLUNGER	09-65
112394	CIRCLIP RETAINING GEAR ON MAINSHAFT	09-40
112429	SUD WHEEL	09-51
112509	PLUG THRUST BALL THROWOUT SLEEVE TO LEVER	09-38
112516	PIN PUSH ROD TO LEVER	09-38
112626	CASKET OVERDRIVE UNIT TO GEARBOX ADAPTOR	10-74
112635	NUT SLOTTED SECURING FLANGE TO PINION	09-52
112654	RING SNAP FITTED ON SHAFT	09-40
112744	TUBING CONTAINER TO PLUNGER L H S	10-11
112907	STUD GEARBOX AND REAR ENGINE PLATE TO BLOCK	09-20
113071	SPINDLE REVERSE IDLER GEAR	09-41
113087	NUT WHEEL (COVER FIXING)	10-45
113150	BOLT FRICTION DISC TO HUB	09-70
113229	WASHER THRUST FRONT OF COUNTERSHAFT	09-41
113868	FORK SELECTOR 1ST/2ND	09-39
114006	BUTTON THRUST	09-55
114034	WASHER STEEL COUPLING TO OPERATING SHAFT	09-42
114178	CROMMET PETROL PIPE FITTED IN CLIP	09-31
114438	SPRING PEDAL RETURN	09-63
114749	WASHER JOINT HYPOID HOUSING TO AXLE HOUSING	09-52
114774	PLUG OIL DRAIN	09-05
115706	BOOT RUBBER STARTER SOLENOID	10-20
115784CON	NECTOR PIPE	09-76

PART NUMBER	DESCRIPTION-	REF.NO.
115990	WASHER PLAIN BETWEEN PINION FLANGE AND NUT	09-52
116201	GASKET ADAPTOR TO BODY	09-66
116516	PLUG CORE BELOW OIL FILTER FACE	09-04
117400	SLEEVE STRAIGHT VACUUM PIPE	09-12
117510	SEAL OIL EXTENSION END	09-37
117575	BUSH RUBBER	09-55
117578	BUSH MOUNTING	09-52
117853	BEARING NEEDLE ROLLER	09-51
117952	SEAL OIL	09-52
118040	LEVER GEAR (INTERNAL)	09-42
118053	SEAL OIL	09-42
118054	NUT	09-42
118599	PIN FULCRUM REAR DAMPER UPPER ATTACHMENT	09-55
118632	PLUG DRY SEAL OIL GALLERY ENDS	09-04
118826	PLUG CORE	09-52
118977	WASHER LOCK CROWN WHEEL TO DIFFERENTIAL CASIN	09-52
119096	BEARING END THRUST SPEEDO DRIVE SHAFT	09-37
119099	O RING	09-37
119100	GEAR SPEEDO DRIVEN ASSEMBLY	09-37
119142	BOLT TRUNNION TO WISHBONE	09-48
119251	SPRING CAP RETAINER	09-42
119252	SPRING REVERSE BAULK	09-42
119262	BUSH OPERATING SHAFT	09-42
119263	CIRCLIP RETAINING SPRING ON LEVER	09-42
119272	TOP WISHBONE ARM AND BUSH ASSEMBLY	09-47
119389	WHEEL CHAIN CRANKSHAFT	09-07
119390	DEFLECTOR OIL	09-07
119450	BUSH RUBBER LOWER	09-48
119451	BUSH RUBBER	09-47
119573	WASHER DISHED OUTER	09-42
119575	SHAFT PEDAL	09-63
119583	BRACKET SUPPORT CLUTCH MASTER CYLINDER	09-65
119758	STUD	09-04
119813	BUSH SMALL END	09-07
119891	RING RETAINING NEEDLE ROLLERS	09-41
119893	ROLLERS NEEDLE	09-41
120124	PIN SHOE HOLD DOWN	09-70
120128	CAP DUST	09-34
120134	COVER DUST	09-70
120135	RETAINER DUST COVER	09-70
120305	WASHER JOINT TOP COVER EXTEN & HAND LEVER ASS	09-42
120307	PLATE REVERSE BAULK	09-42
120331	PIPE FLEXIBLE FRONT TO REAR CARB PETROL PIPE	09-31
120694	ANGLE DRIVE SPEEDO	09-59
120941	SHIM	09-59
120946	PLUNGER	09-59
120948	BELLOWS PASSENGERS SIDE	09-59
120949	SHIM .004	09-59
120953	SPRING	09-59
120955	SOCKET BALL	09-59
120957	WASHER TAB	09-59
120959	SHIM .002	09-59
121217	STUD CYL HEAD & REAR LIFTING EYE ATTACHMENT	09-04
121398	OIL PRESSURE INDICATOR SWITCH	09-04
121530	PEDESTAL DISTRIBUTOR	09-08
121699	COMPENSATING SECTOR	09-68

PART NUMBER	DESCRIPTION	REF. NO.
121755	SEAL DUST RUBBER	09-68
121757	BEARING	09-68
121758	WASHER TAB RELAY LEVER TO BODY	09-68
121759	PIN SHOULDERED RELAY LEVER TO BODY	09-68
121760	SEAL FELT RELAY LEVER	09-68
121766	HANDBRAKE CABLE ASSY(HANDBRAKE TO RELAY LEVER	09-68
121782	CONNECTOR DOUBLE END UNION	09-71
121831	TUBE DIPSTICK	09-04
121860	WASHER TAB OILSEAL HOUS&BACK PLATE ATTACHMENT	09-51
121862	BOLT OIL SEAL HOUSING&BACK PLATE ATTACH	09-51
122022	SHIM WISHBONE FULCRUM BRACKETS FRAME	09-48
122115	PLUG SCREWED INNER HUB	09-51
122126	SEAL OIL TRUNNION TO VERTICAL LINK	09-47
122137	PLATE ASSEMBLY SPRING RETAINING UPPER	09-48
122296	ROD PUSH ASSEMBLY	09-65
122534	SEAL DIRT LOWER TRUNNION	09-48
122566	COVER FRONT END	09-38
122569	WASHER PAPER CLUTCH TO GEARBOX CASE	09-37
122653	SCREW SET (WEDGLOK) SELECTOR TO SHAFTS	09-39
122669	CLAMP STEERING COLUMN	09-58
122689	REAR ENGINE MOUNTING	09-44
122718	CAP END STEERING COLUMN COWL	09-58
122719	WASHER BEARING	09-58
122745	SPANNER OPEN-ENDED (1/2 A/F 7/16 A/F)	09-83
122747	CLIP WIRING	09-45
122796	CONNECTOR FLEXIBLE	09-77
123059	PISTON	09-70
123135	OPERATING LEVER ASSEMBLY WHEEL CYLINDER	09-70
123203	PLATE STIFFENER	09-45
123231	CAP SPRING PLATE	09-48
123803	SCREW BEARING RETAINING CAP TO HOUSING	09-53
125054	BOLT OPERATING SHAFT TO HAND LEVER	09-42
125074	STUD LINK ASSEMBLY TO ANTI-ROLL BAR	09-49
125217	COVER DUST CLUTCH PEDAL	09-63
125252	WASHER JOINT PEDESTAL TO CYL BLOCK (.020 )	09-08
125469	CLIP HEADLAMP CABLES TO BONNET HINGE	10-21
125481	LINK ASSEMBLY R H	09-49
125482	LINK ASSEMBLY L H	09-49
125505	FEELER GAUGE ASSEMBLY	09-83
125733	STRUT LOWER WISHBONE	09-48
125781	SCREW LOCATING CLAMP TO STEERING COLUMN	09-58
125782	PLATE LOCATING CLAMP TO STEERING COLUMN	09-58
126607	CAP TOP COVER EXTENSION	09-42
126754	DOWEL CAP TO TOP COVER EXTENSION	09-42
126765	SPRING	09-59
126792	RELAY OVERDRIVE	10-09
127380	SWITCH INHIBITOR	10-75
127740	SHAFT GEAR LEVER	09-42
127741	COUPLING GEAR LEVER SHAFT	09-42
127883	DOWEL FLYWHEEL TO CRANKSHAFT ATTACHMENT	09-07
127997	BUSH PINION LOWER	09-59
127998	BUSH PINION UPPER	09-59
127999	WASHER THRUST UPPER	09-59
128000	WASHER THRUST LOWER	09-59
128001	PLUG END	09-59
128002	BUSH RACK TUBE	09-59



PART NUMBER	DESCRIPTION	REF. NO.
128004	BELLOWS DRIVERS SIDE	09-59
128008	PIN	09-59
128020	COVER END	09-59
128021	O RING	09-59
128022	LOCKNUT BALL JOINT ATTACHMENT	09-59
128023	PIN BALL	09-59
128024	HOUSING BALL	09-59
128262	SLEEVE RUBBER SUCTION PIPE	09-11
128356	SHIM FRONT SUSPEN MOUNTING BRKS TO CHASSIS FR	09-45
128373	WASHER DISHED INNER	09-42
128469	FLINGER	09-51
128572	BEARING BALL	09-52
128978	SEAL OIL	09-51
129077	DRAIN PLUG CYLINDER BLOCK	09-04
129119	SLEEVE PINCH IN HAND LEVER	09-42
129120	SHAFT OPERATING	09-42
129242	PLUG GREASE VERTICAL LINK	09-47
129358	BUSH DISENGAGING LEVER	09-38
129383	STUD CARBURETTOR TO MANIFOLD	09-14
129410	PIN FULCRUM DISENGAGING LEVER	09-38
129412	RING TOLERANCE DISENGAGING LEVER	09-38
129650	PLATE TAPP FRONT SUSPEN MOUNT BRK TO CHASSIS	09-45
129833	COMBINATION TOOL	09-83
129961	INNER BALL JOINT ASSY	09-59
129963	SLEEVE ADAPTOR	09-59
130031	SHIM .002	09-59
130032	SHIM .010	09-59
130141	SCREW ADAPTOR ATTACHMENT	10-84
130142	TAB WASHER ADAPTOR ATTACHMENT	10-84
130148	ADAPTOR OIL FILTER	10-84
130415	GASKET INTERNAL ELEMENT TO AIR BOX	09-30
130757	LOWER WISHBONE FULCRUM BRACKET FRONT	09-48
130758	LOWER WISHBONE FULCRUM BRACKET REAR	09-48
131008	STUD REAR ROAD SPRING	09-51
131155	GROMMET BULKHEAD	09-78
131169	SCREW S/T BATTERY LEADS TO BATTERY	10-20
131211	SLEEVE RUBBER	09-11
131289	FURRULE	09-60
131312	GRIP HANDBRAKE LEVER	09-68
131368	SPRING ACCELERATOR CABLE	09-61
131465	RIM	10-16
131492	WASHER SEALING	09-60
131535	SPRING PISTON	09-04
131567	REAR HUB AND STUD ASSY	09-51
131570	PACKING STARTER MOTOR	10-07
131786	BUSH OIL PUMP DRIVE SHAFT	09-04
131796	RUBBER MOUNTING REAR AXLE LOWER	09-51
131806	SPRING PULL-OFF HANDBRAKE REAR CABLE	09-68
131807	PLATE SPRING ANCHOR	09-68
131843	WASHER THRUST FITTEA TWEEN 2ND&3RD SPEEDGEARS	09-40
132023	BOLT SHAFT JOINT TO INNER AXLE SHAFT	09-51
132053	CAP SCREWED	09-59
132055	SHIM .010	09-59
132068	NUT WING SECURING BATTERY	10-20
132098	O RING (USE WITH A C DELCO FILTER G F E 119)	09-10
132104	BRACKET SUPPORT INNER SUSPENSION R H	09-45

PART NUMBER	DESCRIPTION	REF. NO.
132105	BRACKET SUPPORT INNER SUSPENSION L H	09-45
132107	PISTON OIL RELIEF VALVE	09-04
132115	STUD ADAPTOR TO GEARBOX CASE	10-74
132242	INSERT VALVE SEAT EXHAUST VALVE	09-22
132328	FLANGE YCKE	09-51
132365	BRACKET HOSE MOUNTING R H	09-71
132366	BRACKET HOSE MOUNTING L H	09-71
132368	SPANNER SPARKING PLUG SPECIAL	09-83
132435	BRACKET REAR REARAXLE MOUNTING	09-45
132439	BOLT CALIPER ASSEMBLY TO MOUNTING BRACKET	09-70
132495	STUD ROCKER PEDESTAL	09-06
132565	TAP DRAIN	09-82
132586	LEVER ASSEMBLY HAND BRAKE	09-68
132588	ROD ASSEMBLY PAWL RELEASE	09-68
132589	HANDBRAKE ASSEMBLY	09-68
132668	SEAL FELT	09-47
132754	BRK ASSY REARBODY MOUNT RH(FITTED REAR DAMPER	09-45
132763	REAR VERTICAL LINK ASSEMBLY R H	09-55
132764	REAR VERTICAL LINK ASSEMBLY L H	09-55
132819	BRK ASSY REARBODY MOUNT LH(FITTED REAR DAMPER	09-45
132856	BOLT MOUNTING PLATE TO HYPOID HOUSING	09-52
132872	BOLT DOWEL GEARBOX UNIT REAR ENG PLATE&CYL BL	09-38
133070	SHIM PIVOT BRACKET TO BODY FLOOR ATTACHMENT	09-55
133103	PLUG GREASE	09-59
133122	BRKT EXHAUST PIPE MOUNT WELD TO INTERMED XMEM	09-45
133319	BRACKET CLAMP	09-45
133568	RUBBER MOUNTING REAR AXLE UPPER	09-51
133581	CAP FILLER RESERVOIR	09-66
133582	SEAL ADAPTOR TO RESERVOIR	09-66
133875	PLATE REINFORCE RACK&PINION BODY TO FRAME	09-58
134065	BEARING ROLLER PINION HEAD	09-52
134070	BEARING ROLLER PINION NOSE	09-52
134072	PIN CROSS DIFFERENTIAL	09-52
134073	GEAR DIFFERENTIAL 16 TEETH	09-52
134074	PINION DIFFERENTIAL 10 TEETH	09-52
134075	WASHER THRUST FOR DIFFERENTIAL GEAR	09-52
134076	WASHER THRUST SPHERIC PINIONGEAR(.030 / .032 )	09-52
134174	STARTER SOLENOID SWITCH	10-07
134301	EARTH BOND STEERING RACK TO CHASSIS R H S	10-21
134399	OUTRIGGER ASSEMBLY INTERMEDIATE R H	09-45
134400	OUTRIGGER ASSEMBLY INTERMEDIATE L H	09-45
134575	RING LOCKING GAUGE UNIT	09-76
134603	WASHER DISTANCE L H SIDE OF PLATE	09-51
134688	PINION L H S	09-59
134689	PINION R H S	09-59
134747	BUSH FRONT CHROME PLATED	10-10
134748	BUSH RUBBER REAR	10-10
134751	SEAL RUBBER WHEELBOX	10-10
134754	WASHER GAUGE UNIT SEALING	09-76
134814	LEVER HAND	09-42
134891	CLAMP HOUSING ASSY	10-05
134933	DIPSTICK ASSEMBLY	09-04
136604	BALL JOINT ASSEMBLY UPPER WISHBONE	09-47
136868	PIECE DISTANCE REAR AXLE MOUNTING	09-45
136869	BOLT REAR AXLE TO FRAME	09-51
136890	BRACKET GEARBOX MOUNTING ASSEMBLY	09-44

PART NUMBER	DESCRIPTION	REF.NO.
136908	CONNECTION THREEWAY	09-73
136939	CONNECTION FOURWAY	09-71
136990	PLUNGER SELECT SHAFT REVERSE FITTED TOP COVER	09-39
137048	CLIP BRAKE PIPE FRONT SUSPEN MOUNTING BKT RH	09-71
137308	RING SPRING SECURING CAM	10-76
137632	BOTTLE RADIATOR OVERFLOW	09-82
137687	PIECE DISTANCE REVERSE IDLER GEAR	09-41
137743	CAP OVERFLOW BOTTLE	09-82
1377471	RELAY HORN LUCAS HORNS	10-09
1377472	RELAY HORN CLEAR HOOTERS HORNS	10-09
137775	WASHER BETWEEN CENTRE BEARING & 1ST GEAR	09-40
137811	PLUG ROCKER SHAFT END	09-06
137834	COLLAR SPLIT 1ST GEAR	09-40
137842	BRACKET ASSEMBLY PEDAL MOUNTING	09-63
137845	CLAMP MANIFOLD TO CYLINDER HEAD	09-14
138092	BEARING SPEEDO ASSY	09-37
138176	CAP OIL FILLER ASSY	09-06
138316I	CABLE INNER REV COUNTER L H S	10-18
138316O	CABLE OUTER REV COUNTER L H S	10-18
138440	WASHER THRUST SPHERICAL PINION GEAR (.027 )	09-52
138441	WASHER THRUST SPHERICAL PINION GEAR (.035 )	09-52
138442	WASHER THRUST SPHERICAL PINION GEAR (.039 )	09-52
138526	BOLT FLYWHEEL TO CRANKSHAFT ATTACHMENT	09-07
138529	BOLT CONNECTING ROD	09-07
138530	ADAPTOR HOSE FITTED IN WATER PUMP BODY	09-14
138558	BOLT TIE ROD LEVER&DUST COVE TO VERTICAL LINK	09-47
138559	SHIELD WATER	09-47
138608	GROMMET FOR CLIP R H S	09-71
138685	BUSH SPHERICAL	09-42
138701	GASKET BETWEEN BEARING HOUSING&PUMP BODY	09-09
138702	GASKET BETWEEN PUMP AND CYLINDER HEAD	09-09
138791	GASKET PETROL PUMP	09-15
138807	CLIP SILENCER&TAIL PIPE ASSY TO EXHAUST PIPE	09-81
138869	CLIP GAITER	09-59
138892	CLIP SUCTION PIPE TO PETROL PIPE	09-31
138926	VALVE OPERATING	10-76
139386	MOUNTING RUBBER RACK AND PINION BODY	09-58
139530	CAP BEARING RETAINING	09-52
139531	INNER AXLE SHAFT ASSEMBLY	09-52
139532	CIRCLIP	09-52
139563	SLEEVE BALL THROW-OUT	09-38
139827	BRKT MOUNTING EXHAUST PIPE TO AXLE MOUNT PLAT	09-80
140472	BRACKET MOUNTING L H	10-84
140473	BRACKET MOUNTING R H	10-84
140549	CLIP TRAFFICATOR CANCELLING	09-58
140600	HOSE ENGINE TO OIL COOLER	10-84
140601	HOSE OIL COOLER TO ENGINE	10-84
140790	SHIM ADJUSTING BEARING PINION NOSE (.030 )	09-52
140791	SHIM ADJUSTING BEARING PINION NOSE (.010 )	09-52
140792	SHIM ADJUSTING BEARING PINION NOSE (.005 )	09-52
140793	SHIM ADJUSTING BEARING PINION NOSE (.003 )	09-52
140797	RING COMPRESSION CHROME PLATED	09-07
140798	RING COMPRESSION TAPERED PERIPHERY	09-07
140892	BEARING	09-48
140893	PIECE DISTANCE	09-48
140894	SHIELD WATER INNER	09-48

PART NUMBER	DESCRIPTION	REF. NO.
140895	SHIELD WATER OUTER	09-48
140919	BOTTOM TRUNNION ASSEMBLY R H	09-48
140920	BOTTOM TRUNNION ASSEMBLY L H	09-48
141185	SEAL DIRT	09-51
141218	BEARING NYLON INNER BUB	09-51
141221	PIECE DISTANCE	09-51
141242	SEAL OIL ON PINION	09-52
141443	SHIELD OUTER	09-51
141444	SHIELD INNER	09-51
141475	PIPE OVERFLOW	09-82
141606	BRACKET ASSY OVERFLOW BOTTLE SUPPORT	09-82
141675	FLYWHEEL ASSEMBLY	09-23
141761	BATTERY (CANADA ONLY)	10-20
142002	REAR NUMBER PLATE LAMP	10-16
142087	ANGLE BATTERY RETAINING	10-20
142139	ADAPTOR FLEXIBLE JOINT	09-58
142140	FLEXIBLE JOINT ASSEMBLY	09-58
142281	CLIP EXHAUST PIPE ATTACH	09-80
142333	WASHER PLAIN REAR HUB TO AXLE	09-51
142649	LIFTING EYE BRACKET REAR	09-06
142774	CYLINDER LINER	09-04
142795	LOCKNUT	09-59
143213	O RING PROP SHAFT	09-57
143214	BOLT PROP SHAFT STRAPS	09-57
143215	STRAP FOR PROP SHAFT	09-57
143323	HOSE T PIECE TO CARBURETTOR	09-13
143456	SEAL OIL CRANKSHAFT	09-05
143552	VALVE TAPPET	09-06
143747	LINK THROTTLE SPRING	09-60
143802	NUT ALTERNATOR MTG	09-16
143921	BALL JOINT ASSEMBLY TIE ROD END	09-59
143922	GAITER ASSEMBLY	09-59
143952	WASHER PACKING PLUNGER	09-59
144070	STUD MANIFOLD ATTACHMENT INNER	09-06
144101	CIRCLIP HALF SHAFT JOINT	09-51
144102	CIRCLIP HALF SHAFT JOINT	09-51
144103	CIRCLIP HALF SHAFT JOINT	09-51
144104	CIRCLIP HALF SHAFT JOINT	09-51
144117	CLIP EDGE MAIN HARN TO FRONT SUSPEN MOUNT BKT	10-21
144195	WASHER THRUST (OBTAINABLE .005 OVERSIZE)	09-07
144255	LOCTITE RETAINING COMP	09-52
144259	LOCTITE PRIMER T FILLER INSERT	09-52
144297	BODY WATER PUMP	09-09
144370I	CABLE INNER REV COUNTER R H S	09-09
144370D	CABLE OUTER REV COUNTER R H S	10-18
144580	REVERSE IDLER GEAR ASSEMBLY	09-41
144595	COUNTERSHAFT	09-41
144648	PLUG CORE BUCKET TYPE IN REAR FACE OF HEAD	09-06
144686	PLUG CORE BUCKET TYPE IN REAR FACE OF HEAD	09-04
144687	PLUG CORE BUCKET TYPE FRONT FACE OF BLOCK	09-04
144688	PLUG CORE BUCK TYPE FRONTFACE&RH SIDE OF BLOC	09-04
144716	CLUTCH SLAVE CYL ASSEMBLY	09-34
144782	BEARING NEEDLE ROLLER	09-41
144961	BOLT SHAFT TO MAINSHAFT CR OVERDRIVE UNIT	09-57
144962	ROCKER SHAFT	09-06
144965	VALVE EXHAUST	09-22

PART NUMBER	DESCRIPTION	REF. NO.
144973	PEDESTAL ROCKER NO 1	09-06
144974	PEDESTAL ROCKER INTERMEDIATE	09-06
144975	PEDESTAL ROCKER NO 4 DRILLED	09-06
145108	PLUG NYLON FITTED RACK AND PINION BODY	09-59
145197	SPRING THROTTLE RETURN	09-31
145275	SHIM CHAINWHEEL TO CRANKSHAFT (.004 )	09-07
145276	SHIM CHAINWHEEL TO CRANKSHAFT (.006 )	09-07
145328	VALVE INLET	09-06
145890	CLEAT FLASHER CABLE	10-09
145891	CLEAT FIRTREE ACCELERATOR CABLE TO HEAT HOSE	09-61
145918	SHIM ADJUSTING BEARING PINION HEAD (.075 )	09-52
145919	SHIM ADJUSTING BEARING PINION HEAD (.0765 )	09-52
145920	SHIM ADJUSTING BEARING PINION HEAD (.078 )	09-52
145921	SHIM ADJUSTING BEARING PINION HEAD (.0795 )	09-52
145922	SHIM ADJUSTING BEARING PINION HEAD (.081 )	09-52
145923	SHIM ADJUSTING BEARING PINION HEAD (.0825 )	09-52
145924	SHIM ADJUSTING BEARING PINION HEAD (.084 )	09-52
145925	SHIM ADJUSTING BEARING PINION HEAD (.0855 )	09-52
145926	SHIM ADJUSTING BEARING PINION HEAD (.087 )	09-52
145927	SHIM ADJUSTING BEARING PINION HEAD (.0885 )	09-52
145928	SHIM ADJUSTING BEARING PINION HEAD (.090 )	09-52
145929	SHIM ADJUSTING BEARING PINION HEAD (.0915 )	09-52
145930	SHIM ADJUSTING BEARING PINION HEAD (.093 )	09-52
145931	SHIM ADJUSTING BEARING PINION HEAD (.0945 )	09-52
145932	SHIM ADJUSTING BEARING PINION HEAD (.096 )	09-52
145933	SPACER BETWEEN BEARINGS	09-52
146102	COUPLING FLANGE	10-77
146176	BOLT CLUTCH ATTACH	09-34
146240	SHAFT SELECTOR 1ST/2ND	09-39
146303	WASHER PLAIN	09-42
146326	DRAIN TAP CYLINDER BLOCK	09-04
146413	BRACKET SUPPORT BRAKE MASTER CYLINDER	09-66
146422	BRAKE MASTER CYLINDER ASSEMBLY	09-66
146423	BRAKE MASTER CYLINDER ASSY PLASTIC RESERVOIR	09-66
146454	CONNECTING ROD ASSEMBLY (LESS BEARING)	09-07
146479	HUB ASSEMBLY FRONT	09-47
146485	PIN GUDGEON	09-07
146487	INSERT VALVE SEAT	09-06
146488	INSERT VALVE SEAT INLET VALVE	09-06
146728	BALL JOINT ASSY TIE ROD END(FITTED GREASE NIP	09-59
146914	WASHER PLAIN SPACE ADJACENT INTERMED ROCK PED	09-06
146984	NUT	09-60
146987	BEZEL	10-18
147223	PLATE RETAIN ASSY SAFETY HARNESS(SIDE MEMBER)	09-45
147249	WASHER THRUST SPHERICAL PINION GEAR (.029 )	09-52
147251	WASHER THRUST SPHERICAL PINION GEAR (.037 )	09-52
147252	WASHER THRUST SPHERICAL PINION GEAR (.043 )	09-52
147277	FLASHER INDICATOR SWITCH R H S	10-09
147354	BUSH 3RD SPEED GEAR	09-40
147394	ACTUATOR REVERSE GEAR	09-39
147467	LEAD COIL TO DISTRIBUTOR (H T)	10-04
147471	REVERSE LIGHT SWITCH	10-19
147483	SPACER ALTERNATOR	09-16
147520	WASHER THRUST SPHERICAL PINION GEAR (.033 )	09-52
147630	PLATE SUPPORT OVERDRIVE	10-74
147632	MOUNTING REAR ENGINE	10-74

PART NUMBER	DESCRIPTION	REF.NO.
147777	LEAD REVERSE LIGHT SWITCH	10-19
147791	BRKT FRONT EXHAUST PIPE TO GEARBOX EXTENSION	09-80
147899	BRACKET ALTERNATOR	09-16
147930	ADJUSTER CABLE	09-60
147990	FAN ALTERNATOR	10-06
148006	GASKET AIR CLEANER TO CARBURETTOR	09-17
148083	SEGMENT RATCHET	09-68
148099	SHIM ADJUSTING BEARING PINION HEAD (.077 )	09-52
148100	SHIM ADJUSTING BEARING PINION HEAD (.079 )	09-52
148101	SHIM ADJUSTING BEARING PINION HEAD (.080 )	09-52
148102	SHIM ADJUSTING BEARING PINION HEAD (.082 )	09-52
148103	SHIM ADJUSTING BEARING PINION HEAD (.083 )	09-52
148104	SHIM ADJUSTING BEARING PINION HEAD (.085 )	09-52
148105	SHIM ADJUSTING BEARING PINION HEAD (.086 )	09-52
148156	TANDEM BRAKE MASTER CYLINDER SUPPORT BRACKET	09-67
148353	PLUG CORE BUCKET TYPE REAR OF CAMSHAFT	09-04
148437	NACELLE MASTER LIGHT SWITCH	10-18
148599	GASKET ELEMENT SEALING	09-17
148604	SPRING PLUNGER FITTED IN TOP COVER	09-39
148621	CLIP FLASHER SOCKET ATTACHMENT	10-09
148648	LIGHTING SWITCH HEADLAMP DIP AND FLASH L H S	10-09
148805	WASHER THRUST SPHERICAL PINION GEAR (.041 )	09-52
148820	CLIP BRAKE AND FUEL PIPE	09-74
148830	HAZARD WARNING LIGHT L H S ONLY	10-18
148876	VOLTAGE STABILISER	10-18
148897	PLATFORM OVERDRIVE MOUNTING	10-74
149081	BEARING BIG END	09-07
149082	BEARING MAIN	09-07
149137	TUBE P V C WATER VALVE CABLE L H S ONLY	10-18
149140	GEARBOX CASE	09-37
149189	PLATE BASE	09-55
149190	SPACER	09-55
149191	PAD REAR SPRING BETWEEN PIV BRKT&ROAD SPRING	09-55
149265	DISC THROTTLE AND AIR VALVE ASSEMBLY	09-32
149266	GASKET BODY	10-13
149348	BRKT ACCELERATOR CONTROL(FIT TO ROCKER COV ST	09-06
149607	HOSE CARBURETTOR TO CANISTER	09-12
149608	CONNECTOR FLEXIBLE PETROL PIPE	09 77
149623	EXTENSION DUST COVER	09-70
149648	RUBBER MOUNTING AXLE CASING	09-52
149699	HOSE FEED WATERPUMP BODY TO INLET MANIFOLD FR	09-27
149700	HOSE RETURN PIPE TO INLET MANIFOLD (REAR)	09-13
149878	SPECIAL OIL REAR AXLE TOPPING UP 1 PINT TIN	09-83
149963	WASHER THRUST FITTED TWEEN 2ND&3RD SPEED GEAR	09-40
149967	LEAD EXTENSION DUAL BRAKE SWITCH L H S	10-21
149971	SWITCH WARNING LIGHT PRESSURE DIFF VALVE	09-73
150022	GASKET FRONT SEALING BLOCK	09-04
150328	CUP SYNCHRD 1ST & 2ND 3RD AND TOP GEARS	09-40
150380	MASTER LIGHT SWITCH (OFF SIDE-HEAD)	10-18
150547	LEAD PLUG H T NO 1	10-04
150548	LEAD PLUG H T NO 2	10-04
150549	LEAD PLUG H T NOS 3 AND 4	10-04
150698	CONNECTOR	09-78
150843	TEMPERATURE TRANSMITTER (BLACK)	09-09
150844	PAD FIXING RUBBER WIPER MOTOR MOUNTING	10-10
150846	STRAP & SLEEVE ASSY WIPER MOTOR MOUNTING	10-10

PART NUMBER	DESCRIPTION	REF. NO.
150881	PAD RUBBER ON PEDAL	09-63
150930	CLIP PLASTIC FRONT PIPE TO CHASSIS SIDE MEMBE	09-78
151103	PIPE SUCTION CARBURETTOR TO DISTRIBUTOR	09-31
151108	PIPE VACUUM	09-11
151109	PIPE THERMOSTATIC VALUUM VALVE TO DISTRIBUTOR	09-11
151134	FRONT SEALING BLOCK	09-04
151191	SHIM DAMPING BETWEEN LINING PAD&PISTON L H	09-70
151192	SHIM DAMPING BETWEEN LINING PAD&PISTON R H	09-70
151534	WIRE WHEEL (LIME GREEN)	09-57
151535	WIRE WHEEL ALUMINIUM FINISH	09-57
151784	CLIP TUBES TO ENGINE BAY VALANCE	09-30
152184	SLEEVE VACUUM PIPE	09-11
152231	FRONT ENGINE MOUNTING	09-44
152521	HOSE RETURN INLET MANIFOLD(REAR TO RETURNPIPE	09-27
152523	HOSE WATER HEATER OUTLET TO PIPE ASSY	10-43
152525	HOSE WATER INLET (SHORT)	10-43
152602	BRACKET 3 WAY PIECE MOUNTING	09-45
152616	LIGHT SWITCH HEADLAMP DIP AND FLASH R H S	10-09
152823	BRACKET ASSEMBLY BRAKE PEDAL MOUNTING	09-64
152961	FILTER ASSEMBLY IN-LINE PETROL	09-77
153041	CLIP CABLE RETAINING	09-61
153138	CONNECTOR	09-18
153141	CONNECTOR FLEXIBLE	09-76
153153	CONNECTION 1.5 LONG	09-77
153245	GREASE PBC 1 OZ TUBE	09-83
153317	GREASE PBC 4 OZ TUBE	09-83
153417	LEVER THROTTLE	09-19
153516	SHIM .004	09-59
153677	FLANGE PINION AND STONEQUARD ASSEMBLY	09-52
153726	LEAD EXTENSION GEAR LEVER	10-75
153757	BUSH RUBBER DAMPER EYE(USE WITH ARMSTRONG DAM	09-55
153886	VALVE EXHAUST	09-06
153957	CLIP COUPLING	09-60
153960	SLEEVE FRONT PIPE	09-78
153984	LEAD EXTENSION WINDSCREEN WIPER AND WASHER	10-21
154028	NUT ROAD WHEEL (WIRE WHEELS)	09-57
154036	FINISHER EDGE REAR PIPE	09-76
154049	GASKET LAMP SEATING	10-14
154053	PLUG BUCKET TYPE INLET MANIFOLD	09-27
154117	BELLCRANK ASSEMBLY	09-61
154177	STEERING COLUMN COWL ASSEMBLY	10-41
154180	COVER IGNITION KEY	10-09
154209	RESTRICTOR HOSE TO CANISTER	09-13
154210	RESTRICTOR HOSE TO CARBURETTOR	09-13
154211	T PIECE	09-13
154213	HOSE T PIECE TO ROCKER COVER	09-13
154214	HOSE EVAPORATIVE LOSS CANISTER TO T PIECE	09-13
154238	KNOB WOODEN	09-42
154280	CONNECTION	09-31
154295	CLIP P REVERSE LIGHTSWITCH LEAD TOP COV BOLT	10-19
154334	PULLEY ALTERNATOR	10-06
154405	HOSE WATER MANIFOLD TO VALVE	10-43
154479	GEAR 2ND SPEED	09-40
1545200	CABLE SPEEDO OUTER R H S	10-18
1545201	CABLE SPEEDO INNER R H S	10-18
154577	HAZARD FLASHER UNIT	10-09

PART NUMBER	DESCRIPTION	REF.NO.
154821	GEAR 1ST SPEED	09-40
154829	GEAR CLUSTER COUNTERSHAFT	09-41
154833	COVER HARNESS	10-41
154921	SHIM ADJ DIFFERENTIAL BEARING(.0092 / .0098 )	09-52
154925	SHIM ADJ DIFFERENTIAL BEARING(.019 / .021 )	09-52
154945	SHAFT REVERSE ACTUATOR	09-39
154977	TUBE ANTI-TORQUE ASSEMBLY	10-41
154985	KNOB GEAR LEVER ASSY	09-42
155030	KNOB GEAR LEVER & SWITCH ASSEMBLY	10-79
155038	TUBE DISTANCE	10-41
155083	PIPE ASSY PETROL TANK TO CONNECTOR	09-76
155086	SCREW SOCK BUTT HEAD UP&LOW CLAMPS&TRIP PLATE	10-41
155125	SPACER	09-07
155126	RAIL CHROME	09-07
155170	HOSE FILLER TO PETROL TANK	09-76
155173	LEVER HAND	09-42
155191	TRIP FLEX SPEEDO	10-18
155249	SLEEVE DISTANCE SILENCER SUPPORT	09-80
155306	BRACKET STOWAGE	09-49
155307	U BOLT	09-49
155308	BRACKET CLAMP	09-49
155309	BRACKET MOUNTING ANTIROLL BAR	09-45
155310	BUSH RUBBER	09-49
155357	NUT CRANKSHAFT	09-07
155370	STRAINER AND SUCTION PIPE ASSEMBLY	09-10
155371	NUT SUCTION PIPE AND STRAINER LOCKING	09-10
155374	COVER SUCTION PIPE NUT AND STRAINER ASSY	09-10
155416	SIDE&FLASH DIRECT INDICAT(AMBER FLASH&WHITE	10-14
155418	SIDE&FLASH DIRECT INDICAT LAMP(USATYPE)AMBER	10-14
155430	WHEELBOX ASSEMBLY	10-10
155495	WINDSCREEN WIPER AND WASHER SWITCH (2 SPEED)	10-18
155496	WINDSCREEN WIPER AND WASHER MOTOR SWITCH	10-18
155569	DRIVEN PLATE CLUTCH	09-34
155621	STEERING COLUMN UPPER ASSEMBLY	09-58
155660	PLUG OIL DRAIN (MAGNETIC)	09-37
155751	NUT ROAD WHEEL DISC WHEELS	09-57
155753	WASHER ROAD WHEEL NUT TRIM RETAIN DISC WHEELS	09-57
155755	FLANGE MAINSHAFT	09-40
155756	WASHER END OF MAINSHAFT	09-40
155799	BUSH OPERATING SHAFT	09-42
155800	SPACER	09-42
155801	WASHER NYLON	09-42
155805	WASHER CENTRE BEARING TO MAINSHAFT	09-40
155806	WASHER CENTRE BEARING TO MAINSHAFT	09-40
155807	WASHER CENTRE BEARING TO MAINSHAFT	09-40
155808	WASHER CENTRE BEARING TO MAINSHAFT	09-40
155906	BUSH RUBBER REAR	10-10
155907	PISTON ASSEMBLY (GRADED F AND G)	09-23
155927	OUTER AXLE SHAFT AND FLINGER ASSEMBLY	09-51
155928	SHAFT YOKE ASSEMBLY	09-51
155930	RADIUS ARM ASSEMBLY	09-55
155959	BRACKET PIPE SUPPORT	09-18
155978	STOP LIGHT SWITCH (OPERATED BY BRAKE PEDAL)	10-19
155983	EXTENSION OVERDRIVE HARNESS R H S ONLY	10-75
155984	EXTENSION OVERDRIVE HARNESS L H S ONLY	10-75
155985	EXTENSION GEARBOX HARNESS	10-75



PART NUMBER	DESCRIPTION	REF. NO.
156024	CLAMP ASSY RACK & PINION BODY TO FRAME	09-58
156032	GEAR SPEEDO DRIVING	09-40
156039	PEDAL ASSEMBLY BRAKE	09-64
156040	PEDAL ASSEMBLY CLUTCH	09-63
156044	SWITCH HAZARD WARNING LIGHT L H S ONLY	10-18
156082	SHIM ADJ DIFFERENTIAL BEARING(.0025 / .0035 )	09-52
156083	SHIM ADJ DIFFERENTIAL BEARING(.0045 / .0055 )	09-52
156084	WASHER THRUST FITTED TWEEN 2ND&3RD SPEED GEAR	09-40
156170	PAD CENTRE STEERING WHEEL	09-58
156188	PEDAL ASSEMBLY ACCELERATOR R H S	09-60
156190	BRACKET ASSEMBLY ACCELERATOR MOUNTING	09-60
156216	ACCELERATOR PEDAL & MOUNTING BRACKET ASSY RHS	09-60
156217	ACCELERATOR PEDAL & MOUNTING BRACKET ASSY LHS	09-60
156263	BRACKET HORN MOUNTING L H	10-09
156264	BRACKET HORN MOUNTING R H	10-09
156275	BRACKET HORN MOUNTING L H	10-09
156276	BRACKET HORN MOUNTING R H	10-09
156290	LEVER THROTTLE AND CONNECTING ROD ASSEMBLY	09-31
156300	PEDAL STOP R H S	09-60
156301	PEDAL STOP L H S	09-60
156307	WIPER ARM R H	10-10
156308	WIPER ARM L H	10-10
156309	WIPER BLADE	10-10
1563161	CABLE SPEEDO INNER L H S	10-18
1563160	CABLE SPEEDO OUTER L H S	10-18
1563171	CABLE SPEEDOMETER INNER R H S	10-74
1563170	CABLE SPEEDOMETER OUTER R H S	10-18
1563181	CABLE SPEEDOMETER INNER L H S	10-18
1563180	CABLE SPEEDOMETER OUTER L H S	10-18
156326	HANDLE JACK	09-83
156333	WATER ELBOW	09-09
156336	BOLT SELF LOCK CLUTCH HOUSING TO GEARBOX CASE	09-38
156342	ACCELERATOR CABLE ASSY R H S	09-60
156344	ACCELERATOR CABLE ASSY L H S	09-60
156345	ACCELERATOR CABLE ASSY	09-60
156379	HOSE WATER CYLINDER HEAD TO VALVE	10-43
156464	LINK ALTERNATOR ADJUSTING & FRONT EYE	09-16
156511	TUBE DISTANCE CLIP TO ENGINE BAY VALANCE	09-30
156533	BRACKET THROTTLE LINKAGE MTG & BELLCRANK ASSY	09-60
156535	LINK BELLCRANK TO THROTTLE LEVER	09-60
156549	STEERING COLUMN UPPER ASSEMBLY (SWEDEN)	09-58
156551	STEERING COLUMN COWL ASSEMBLY	10-41
156559	TUBE ANTI-TORQUE ASSY	10-41
156572	LINK BELLCRANK TO THROTTLE LEVER	09-61
156580	STRIP SEALING FRONT COVER TO BACK PLATE	09-30
156581	OIL FILTER ASSEMBLY (ALT TO GFE 119)	09-26
156605	T PIECE	09-31
156607	FUEL TRAP ASSY	09-12
156608	SLEEVE STRAIGHT	09-12
156712	CLIP FUEL TRAP TO BRACKET	09-12
156736	CLIP HOSE ATTACH	09-27
156903	SPACER PINION BEARING (COLLAPSIBLE)	09-53
156910	BUSH HAND LEVER	09-42
156911	SLEEVE ASSY SYN & OPERAT 1ST 2ND&REVERSE GEAR	09-40
156952	CONNECTOR FUEL PIPE	09 77
156968	SLEEVE SYNCHRO & OPERATING 3RD/TOP ASSEMBLY	09-40

PART NUMBER	DESCRIPTION	REF. NO.
156981	WASHER COPPER COOLER PIPE TO ADAPTOR	10-84
157065	BRKT THROTTLE RETURN SPRING(FITTED TO EXHAUST	09-60
157068	WASHER JOINT CARBURETTORS TO MANIFOLD	09-31
157082	PETROL PIPE FRONT TO REAR CARBURETTOR	09-31
157192	PEDAL ASSEMBLY CLUTCH	09-63
157229	SPRING VALVE (SINGLE)	09-06
157409	RING SEAL(USE WITH AUTOMO PROD FILTER 156581)	09-10
157414	RING SEALING USE WITH A C DELCO FILTER 156581	09-10
157476	SPRING VALVE INNER	09-22
157508	PUSH ROD	09-06
157510	COLLAR VALVE LOWER	09-06
157514	UNION COOLER PIPE TO ADAPTOR	10-84
157555	LEAD EXTENSION NUMBER PLATE LAMP	10-16
157732	BALL BEARING MAINSHAFT IN END OF EXTENSION	09-37
158002	BRKT OVERDRIVE INHIBITOR SWITCH&SEAT SENSOR	09-42
158003	STUD TOP COVER EXTENSION ATTACHMENT	09-39
158072	ACTUATOR SWITCH	09-42
158080	RELAY LEVER ASSEMBLY	09-68
1581371	HORN HIGH NOTE LUCAS	10-09
1581372	HORN LOW NOTE CLEAR HOOTERS	10-09
1581381	HORN LOW NOTE LUCAS	10-09
1581382	HORN HIGH NOTE CLEAR HOOTERS	10-09
158196	GASKET LAMP SEATING	10-15
158209	FLASHER UNIT	10-09
158238	IGNITION SWITCH	10-09
158293	LABEL APPROVAL DOOR LOCKS HINGES & STEERING	10-72
158308	ADAPTOR	09-82
158371	GEARBOX HARNESS L H S (U S A)	10-21
158372	EXTENSION OVERDRIVE HARNESS	10-74
158459	SWITCH IGNITION	10-09
158491	LEAD EXTENSION FLASHER UNIT	10-09
158493	COVER TOP SUB ASSY	09-39
158496	WARNING LIGHT FASTEN SEAT BELTS	10-18
158501	DIODE ENCAPSULATED	10-21
158509	BUZZER IGNITION WARNING	10-19
158511	CANISTER SEPARATOR	09-78
158523	CLIP SEPARATOR CANISTER TO TANK FLANGE	09-78
158526	RESTRICTOR CANISTER PIPE	09-78
158534	SWITCH SEAT SENSOR	10-67
158554	END CAP VENT PIPE	09-76
158561	SIDE MARKER ASSEMBLY FRONT (AMBER) R H	10-14
158562	SIDE MARKER ASSEMBLY FRONT (AMBER) L H	10-14
158563	SIDE MARKER ASSEMBLY REAR (RED) R H	10-15
158564	SIDE MARKER ASSEMBLY REAR (RED) L H	10-15
158565	BODY (BLACK) R H	10-14
158566	BODY (BLACK) L H	10-14
158567	BODY (BLACK) R H	10-15
158568	BODY (BLACK) L H	10-15
158575	STRIP FLEXIBLE SILENCER TAIL PIPE MOUNTING	09-80
158585	WASHER PLAIN BETWEEN REVERSE ACTUATOR&TOP COV	09-39
158590	CLIP END CAP	09-76
158729	WHEEL STUD	09-47
158732	BALL JOINT	09-59
158734	FUSE ASSY IN-LINE MAIN BEAM (BLUE/WHITE)	10-13
158830	IGNITION COIL	10-04
158858	FUSE ASSY IN-LINE DIP BEAM (BLUE/RED)	10-13

PART NUMBER	DESCRIPTION	REF. NO.
158917	WARNING LIGHT SIDE LAMP	10-18
158940	CYLINDER LINER	09-20
158941	CYLINDER LINER	09-04
158966	FLASHER INDICATOR SWITCH (L H S)	10-09
159122	PISTON ASSEMBLY GRADED F & G	09-07
159123	ROD ASSY SPRING RETAINING	09-61
159130	CALIPER ASSEMBLY FRONT BRAKE (LESS PADS) R H	09-70
159131	CALIPER ASSEMBLY FRONT BRAKE (LESS PADS) L H	09-70
159139	REAR DAMPER	09-55
159255	PUSH ROD	09-22
159369	GASKET ADAPTOR MAIN CASE	10-78
159372	CABLE ASSEMBLY COMPENSATOR-WHEEL CYLINDER	09-68
159394	NUT SPECIAL-NYLOC-HYPOID PINION	09-53
159397	NIPPLE SPOKE	09-57
159413	SPOKE LONG	09-57
159414	SPOKE SHORT	09-57
159503	SPRING CLIP	10-80
159505	CAM SUB ASSEMBLY	10-80
159565	REAR ENGINE MOUNTING ASSEMBLY	10-78
159604	FUEL GAUGE (PANEL)	10-18
159606	TEMPERATURE GAUGE	10-18
159640	PIVOT BRACKET AND SPRING ASSEMBLY	09-55
159641	PIVOT BRACKET ASSEMBLY	09-55
159643	LEAD CONVERSION REVERSE LAMP FEED	10-22
159644	LEAD EXTENSION SIDE LAMP WARNING LIGHT	10-22
159653	HARNESS OVERDRIVE & REVERSE LIGHT SWITCH	10-79
159733	BRACKET ASSY MOUNTING REAR BRAKE HOSE	09-45
159737	TRIP FLEX (SPEEDO)	10-18
159761	HORN PUSH ASSEMBLY	10-09
159784	SWITCH OIL PRESSURE	09-04
159801	CROWN WHEEL & PINION ASSY (3.89 1 RATIO)	09-53
159807	BRACKET MOUNTING ANTI RUN ON VALVE	09-78
159814	HOSE	09-78
159816	CLAMP CANISTER	09-78
159838	REAR NUMBER PLATE LAMP (U S A)	10-16
159842	PIVOT BRACKET ASSY RADIUS ARM L H	09-55
159843	PIVOT BRACKET ASSY RADIUS ARM R H	09-55
159881	HOSE INLET MANIFOLD TO ANTRI-RUN ON VALVE	09-13
159893	IDENTIFICATION LIGHT HAZARD SWITCH	10-18
159894	IDENTIFICATION LIGHT WIPER/WASHER SWITCH	10-18
159905	HAZARD SWITCH AND WARNING LIGHT ASSY	10-18
159939	BODY HARNESS L H S (U S A)	10-21
159942	ADAPTOR	09-14
159978	WASHER BETWEEN 3RD SPEED GEAR & CIRCLIP	09-40
160018	WASHER BETWEEN 1ST SPEED SLEEVE&2ND SPEEDGEAR	09-40
160020	STRIP EDGE LIT HEATER ESCUTCHEON	10-39
160021	LAMPHOLDER	10-39
160022	CLIP MASK	10-39
160038	STEERING WHEEL & PAD ASSY	09-58
160079	BULBHOLDER HEATER CONTROL ESCUTCHEON	10-39
160108	NUT LOCK E G R VALVE	09-13
160121	BULB HEATER CONTROL ESCUTCHEON	10-39
160194	OVERDRIVE HARNESS	10-79
160202	LEAD EXTENSION HAZARD WARNING	10-22
160219	STUD REAR ENGINE MOUNTING OVERDRIVE	10-78
160223	HOSE BOTTOM	09-82

PART NUMBER	DESCRIPTION	REF. NO.
160286	COUPLING FLANGE	10-82
160298	MOUNTING PLATFORM	10-78
160331	OVERDRIVE HARNESS (U S A)	10-79
160335	EXTENSION LEAD REVERSE LAMP	10-79
160363	SPOKE LONG (CHROME)	09-57
160364	SPOKE SHCRT (CHROME)	09-57
160365	NIPPLE SPOKE (CHROME)	09-57
200535	STARTER MOTOR	10-07
201246	BRAKE DRUM REAR	09-70
201344	REAR ENGINE PLATE	09-05
201350	GEAR RING	09-07
204226	REAR HUB INNER	09-51
206175	BOSS SLAVE CYLINDER	09-37
206685	LOWER WISHBONE ASSEMBLY R H	09-48
206686	LOWER WISHBONE ASSEMBLY L H	09-48
208058	RACK	09-59
208715	FRICTION DISC FRONT BRAKE CALIPER	09-70
208943	CROSSMEMBER ASSY REAR DAMPER MOUNTING	09-45
209018	PLATFORM REAR ENGINE MTG	09-44
209398	OUTRIGGER ASSEMBLY FRONT R H	09-45
209399	OUTRIGGER ASSEMBLY FRONT L H	09-45
209423	BEARING ASSEMBLY STEERING COLUMN	10-41
209542	GAUGE UNIT PETROL TANK	09-76
209688	STEERING COLUMN LOWER	09-58
209749	STAY ASSEMBLY RADIATOR R H	09-82
209750	STAY ASSEMBLY RADIATOR L H	09-82
209776	PIPE ASSY RETURN INLET MANIF(REAR)TO WAT PUMP	09-27
209865	CRADLE ASSEMBLY RADIATOR MOUNTING	09-82
210449	CLUTCH HOUSING AND FRONT END COVER ASSY	09-38
211048	TIE ROD LEVER R H	09-47
211049	TIE ROD LEVER L H	09-47
211126	WASHER TIMING COVER	09-08
211710	ELECTRIC WASHER AND BOTTLE ASSEMBLY	10-12
211794	COOLER OIL	10-84
212006	OIL SUMP ASSEMBLY	09-05
212037	CLUTCH COVER ASSEMBLY	09-35
212416	PIPE BRANCHED ASSY HEATER WATER RETURN	09-27
212622	OIL SEAL HSG REAR	09-05
212935	PIPE ASSY BRANCH RETURN INLET MANIF(REAR)TO W	09-14
213032	CLUTCH DISENGAGING LEVER ASSEMBLY	09-38
213680	SHIELD DUST R H	09-70
213681	SHIELD DUST L H	09-70
213689	BRAKE MAST CYL(TANDEM)ASSY(LHS)FIT TO SPECIAL	09-67
213863	SUMP ASSEMBLY	09-05
214144	SPRING ROAD FRONT	01-32
214538	COVER CLUTCH ASSEMBLY	09-34
214814	ROCKER COVER ASSEMBLY	09-22
215104	VALVE ASSEMBLY PRESSURE DIFFERENTIAL	09-73
215350	WASHER JOINT FRONT ENGINE PLATE	09-05
215372	FRONT ENGINE AND MOUNTING PLATE ASSY	09-05
215537	PLATE MOUNTING REAR AXLE ASSEMBLY	09-52
215823	GASKET BASE	10-16
215936	PIPE VACUUM	09-12
215975	FUEL PIPE 5/16 X 64.50	09-76
215997	FUEL PIPE PUMP TO CARBURETTOR	09-18
215998	PIPE FRONT REAR PIPE CONNECTION TO CANISTER	09-78

PART NUMBER	DESCRIPTION	REF.NO.
215999	FUEL PIPE	09-77
216006	PIPE CONNECTOR TO FLEXIBLE CONNECTION	09-76
216011	PIPE	09-78
216012	FUEL PIPE PUMP TO CARBURETTOR	09-31
216112	NIGHT DIMMING RELAY	10-09
2164491	STEERING COL LOCK&SWITCH ASSY(WASO TYPE)	09-58
2164492	STEERING COL LOCK&SWITCH ASSY(WILMOT BREEDEN	09-58
216611	CONSTANT PINION SHAFT	09-41
216614	GEAR 3RD SPEED	09-40
216684	CROSSMEMBER FRONT VALANCE SUPPORT	09-45
216755	ROCKER COVER ASSEMBLY	09-06
216915	SCISSOR JACK	09-83
216924	HOSE ROCKER COVER TO T PIECE	09-31
216924	HOSE T PIECE TO CARBURETTOR	09-13
216932	STOP/TAIL FLASH REFLEX&REVERSE LAMP RH/RED/ST	10-15
216933	STOP/TAIL FLASH REFLEX&REVERSE LAMP LH/RED ST	10-15
216934	STOP/TAIL FLASH REFLEX&REVERSE LAMP RH/RED ST	10-15
216935	STOP/TAIL FLASH REFLEX&REVERSE LAMP LH/RED ST	10-15
216939	HOUSING BEARING ASSY (WITH PULLEY)	09-09
217033	ANTI-ROLL BAR	09-49
217058	OIL PUMP ASSY (WITH STRAINER)	09-10
217073	PROPELLOR SHAFT FRICTIONLES	10-75
217251	WIRE WHEEL (BOLT ON)	09-57
217314	MAINSHAFT	09-40
217333	GEARBOX EXTENSION ASSEMBLY	09-37
217383	PROPELLOR SHAFT STRAP DRIVE (OVERDRIVE)	09-57
217384	PROPELLOR SHAFT STRAP DRIVE	09-57
217430	BRAKE PEDAL AND MOUNTING BRACKET ASSEMBLY	09-64
217431	CLUTCH PEDAL AND MOUNTING BRACKET ASSEMBLY	09-63
217465	PEDAL ASSEMBLY ACCELERATOR L H S	09-60
217589	DAMPER FRONT	09-48
217590	FRONT DAMPER & ROAD SPRING COMPLETE ASSY	09-48
217591	DAMPER FRONT (HEAVY DUTY)	09-48
217614	TOWING ATTACHMENT KIT REAR	10-73
217618	FRONT DAMPER&ROAD SPRING COMP ASSY(HEAVY DUTY	09-48
217636	PLATE BACK ASSEMBLY	09-30
217757	GASKET CYLINDER HEAD	09-06
217789	PULLEY CRANKSHAFT	09-07
217790	TIMING COVER ASSEMBLY	09-08
217820	COVER ASSEMBLY FRONT (AIR BOX)	09-30
217822	AIR CLEANER AND SILENCER ASSEMBLY	09-30
217855	PIPE TANK TO CANISTER	09-77
217949	CLUTCH PEDAL&MOUNTING BRACKET ASSEMBLY	09-63
218142	CYL HEAD ASSY HIGH COMP(LESS VALVES & SPRINGS	09-22
218143	CYL HEAD ASSY LOW COMP(LESS VALVES & SPRINGS	09-22
218167	BATTERY	10-20
218526	GUSSET MEMBER VALANCE ASSY R H	09-45
218527	GUSSET MEMBER VALANCE ASSEMBLY L H	09-45
218815	SPEEDOMETER MILE	10-18
218816	SPEEDOMETER KILO	10-18
218835	REV COUNTER	10-18
218944	PROPELLOR SHAFT	09-57
218959	IGNITION SWITCH	10-09
218982	BRACKET ASSEMBLY DAMPER SUPPORT L H	09-45
218996	CHARCOAL CANISTER	09-78
219010	BACK PLATE ASSEMBLY R H	09-70

PART NUMBER	DESCRIPTION	REF.NO.
219011	BACK PLATE ASSEMBLY L H	09-70
219037	BRACKET ASSEMBLY DAMPER SUPPORT R H	09-45
219047	REAR BRAKE ASSEMBLY R H	09-70
219048	REAR BRAKE ASSEMBLY L H	09-70
219049	INLET MANIFOLD	09-14
219056	REAR CROSSMEMBER & AXLE MOUNTING ASSY	09-45
2190611	STEERING COL LOCK&SWITCH ASSY(WASQ TYPE)AUDIB	09-58
2190612	STEERING COL LOCK&SWITCH ASSY(WILMOT BREEDEN	09-58
219100	IGNITION COIL 12V (A C-DELCO)	10-04
219152	BRKT ASSY REARAXLE MTG&HANDBRAK CABLE GUIDELH	09-45
219153	BRKT ASSY REARAXLE MTG&HANDBRAK CABLE GUIDERH	09-45
219187	HOSE & VACUUM WITH ASSY	09-82
219267	ALTERNATOR (16 ACR)WITH FAN & PULLEY	10-06
305137	ADAPTOR GEARBOX	10-74
305746	BRKT ASSY FRONT SUSPENSION & ENGINE MTG R H	09-45
305747	BRKT ASSY FRONT SUSPENSION & ENGINE MTG L H	09-45
305931	RACK & PINION ASSEMBLY L H S	09-59
305932	RACK & PINION ASSEMBLY R H S	09-59
305936	PIPE ASSY MASTER CYL TO CLUTCH SLAVE CYL LHS	09-72
305937	PIPE ASSY MASTER CYL TO CLUTCH SLAVE CYL RHS	09-71
306152	EXTENSION TOP COVER	09-42
306603	VERTICAL LINK R H	09-47
306604	VERTICAL LINK L H	09-47
307862	OVERDRIVE UNIT	10-74
308086	MANIFOLD EXHAUST	09-14
308087	MANIFOLD INLET	09-27
308160	PIPE ASSY MASTER CYL TO CLUTCH SLAVE CYL LHS	09-73
308173	RACK&PINION ASSY LHS(NORWAY&SWEDEN WITH GREAS	09-59
308737	CRANKSHAFT	09-23
309141	FAN ASSY(7 BLADE)PLASTIC 12 1/2 DIA HOT CLIM	09-09
309699	PIPE ASSY MASTER CYL TO FOURWAY CONNECT RHS	09-71
309700	PIPE ASSY THREE OR FOUR WAY TO R H FRONT HOSE	09-71
309701	PIPE ASSY THREWAY OR FOURWAY TO LH FRONTHOSE	09-73
309702	PIPE ASSY FOURWAY TO DOUBLE END UNION	09-71
309703	PIPE ASSY REAR THREE WAY TO DOUBLE END UNION	09-74
309706	PIPE ASSY MASTER CYL TO FOUR WAY CONNECT LHS	09-72
309712	PIPE ASSY TANDEM MAST CYL TO PRESS DIFFER WAR	09-73
309713	PIPE ASSY TANDEM MAST CYL TO PRESS DIFFER WAR	09-73
309714	PIPE ASSY PRESS DIFFER VALVE TO 3WAY CONNECT	09-73
309715	PIPE ASSY PRESS DIFFER VALVE TO DOUBLE END UN	09-73
309772	PIPE ASSY WHEEL CYLINDER TO L H HOSE	09-74
309773	PIPE ASSY WHEEL CYLINDER TO R H HOSE	09-74
309774	PIPE ASSY 3 WAY TO L H REAR HOSE	09-74
309775	PIPE ASSY 3 WAY TO R H REAR HOSE	09-74
311553	CRANKSHAFT ASSEMBLY	09-07
311696	AIR CLEANER ASSEMBLY	09-17
311702	FAN ASSY(7 BLADE)PLAST 11 1/2 DIA NORM FITME	09-09
312046	ROAD WHEEL (DISC)	09-57
312183	SKID PLATE ASSY (SPECIAL ORDERS ONLY)	09-45
312188	CAMSHAFT	09-08
312343	PETROL PUMP ASSY	09-15
312394	PETROL TANK ASSY	09-76
312461	REAR SILENCER AND TAIL PIPE ASSEMBLY	09-81
312502	REAR SILENCER AND TAIL PIPE ASSEMBLY	09-80
312509	BRACKET ASSEMBLY PIVOT SUPPORT R H	09-45
312510	BRACKET ASSEMBLY PIVOT SUPPORT L H	09-45

PART NUMBER	DESCRIPTION	REF. NO.
313085	ADAPTOR	10-78
313143	OVERDRIVE UNIT (J TYPE)	10-80
313231	CARBURETTOR ASSEMBLY	09-18
313232	DISTRIBUTOR ASSEMBLY	10-04
313268	MAIN HARNESS (U S A)	10-21
313273	MAIN HARNESS L H S	10-21
313274	MAIN HARNESS R H S	10-21
313305	OVERDRIVE UNIT (J TYPE)	10-78
402759	FUEL PIPE 5/16 X 59	09-76
402823	RADIATOR BLOCK ASSEMBLY	09-82
403066	CHASSIS FRAME ASSEMBLY	09-45
500057	WASHER LOCK HARD TOP TO REAR DECK	10-54
500098	NIPPLE GREASE	09-47
500172	WASHER PLAIN SUPPORT BRACKET TO FLOOR	10-40
500186	RING SNAP HANDBRAKE LEVER&RATCH TO MTG BRKT	09-68
500227	WASHER PLAIN TIE BAR TO BODY SIDE	10-57
500309	WASHER PLAIN SUPPORT BRACKET TO FACIA	10-40
500412	PIN LEVER TO SHAFT	10-76
500464	WASHER COPPER CLUTCH HOUSING TO GEARBOX CASE	09-38
500469	WASHER COPPER ROCKER OIL FEED	09-05
500568	WASHER VALVE PLUG	10-76
500587	BRIDGE PIECE KIT	10-80
500591	PLUNGER BALL VALVE	10-76
500594	O RING	10-76
500613	WASHER THRUST	10-77
500633	SPRING FOR PLUNGER	10-76
500642	WASHER TAB SECURING THRUST BEARING HOUSING	10-77
500872	CIRCLIP FITTED ON SHAFT	09-40
500892	PINION & SLEEVE ASSY	10-07
500926	BUSH COMMUTATOR BRKT DIECAST COMMUT END BRKT	10-07
500927	BUSH DRIVING END BRACKET	10-07
500974	PIN MILLS ATTACHING GEAR TO SHAFT	09-08
501196	WASHER	09-34
501258	WASHER RETAIN PISTON & SPRING IN BLOCK	09-04
501651	WELLSEAL JOINTING COMPOUND CYL HEAD TO BLOCK	09-06
501704	CAP SHAFT END	10-07
501706	BRK ASSY COMMUTATOR END DIE CAST COM END BRKT	10-07
501708	SPRING SET BRUSH TENSION DIECAST COMM END BKT	10-07
501709	NUT LOCATING	10-07
501710	SPRING MAIN	10-07
501711	SPRING PINION RETAINING	10-07
501712	BRACKET ASSEMBLY DRIVING END	10-07
501714	ARMATURE ASSEMBLY	10-07
501715	COIL FIELD NET	10-07
502136	WASHER PLAIN ON BOLT	09-58
502146	WASHER PACKING UNDER REVERSE LIGHT SWITCH	10-19
502148	WIRE LOCKING BOLT	09-58
502210	BOLT THROUGH END BRACKETS	10-07
502476	SCREW S/T TRIM PAD ATTACHMENT	10-59
502550	ROLLERS STEEL IN CAGE	10-77
502559	CAGE ROLLER	10-77
502560	BREATHER	10-76
502789	SETSCREW	10-35
503213	SLEEVE P V C FITTED TO BRAKE PIPE CLIP	09-74
503438	WASHER LOCK TIE BAR TO BCDY SIDE	10-40
503467	SCREW S/T	10-34

PART NUMBER	DESCRIPTION	REF. NO.
503604	CROSSHEAD & RACK	10-10
503623	SETSCREW FRONT NUMBER PLATE ATTACHMENT U S A	10-51
503627	NUT BEZZER ATTACHMENT	09-58
503628	WASHER PLAIN FRONT NUMBER PLATE ATTACH U S A	10-51
503969	SCREW SECURING JET BEARING IN BODY	09-32
504863	SPINDLE & ROTOR ASSEMBLY	09-10
504877	SPRING	09-70
504878	WASHER CUP	09-70
504889	PLATE RETAINING WHEEL CYLINDER	09-70
505031	CLIP PIPE	09-12
505259	WASHER LOCK HOOD FRAME MTG PLATES TO BODY	10-51
505306	WASHER PLAIN LOCKING LEVER TO PIVOT BRACKET	10-68
505307	WASHER LOCK CABLE CLAMP ATTACHMENT	10-42
505771	NUT SECURING WATER VALVE TO BRACKET	10-43
506044	SUNWHEEL ASSEMBLY	10-77
506063	ROLLER SET	10-81
506066	BEARING ASSEMBLY SPEEDOMETER	10-77
506067	SPEEDOMETER DRIVE ASSEMBLY	10-77
506070	SPRING VALVE	10-76
506071	SCREW LOCKING	10-77
506076	SCREW RETAINING PUMP BODY	10-76
506081	HOUSING CLUTCH THRUST BEARING	10-77
506082	STUD 1/4 REAR CASING TO MAIN CASING	10-76
506083	STUD 1/4 MAIN CASING TO GEARBOX	10-76
506084	BRIDGE PIECE CLUTCH	10-77
506091	RING SNAP	10-77
506097	PLATE SIDE COVER	10-76
506098	JOINT FOR PLATE	10-76
506099	GEAR DRIVING ON MAIN SHAFT	10-77
506101	JOHNT PAPER	10-76
506103	STUD 1/4 REAR CASING TO MAIN CASING	10-76
506104	PLATE RETAINER CLUTCH THRUST BEARING	10-77
506105	STUD 1/4 MAIN CASING TO GEARBOX	10-76
506107	PLATE SEALING OIL FILTER TO CASING	10-76
506108	WASHER ON LOCKING SCREW	10-77
506109	SIDE COVER PLATE	10-77
506111	BEARING BALL FRONT ANNULUS SUPP IN REAR CASIN	10-77
506112	BEARING BALL CLUTCH THRUST	10-77
506113	BEARING NEEDLE ROLLER	10-77
506114	PLUG DRAIN	10-76
506115	O RING	10-77
506117	PLUG VALVE	10-76
506118	WASHER FOR PLUG	10-76
506119	GEAR DRIVEN	10-77
506129	O RING	10-76
506130	O RING ON PISTON OPERATING CLUTCH	10-77
506155	NUT HEX FRONT NUMBER PLATE ATTACHMENT	10-51
506157	NUT JAM LOCKING KNOB & LEVER	09-42
506542	CIRCLIP PEDAL TO MOUNTING BRACKET	09-63
506559	SEAL	09-70
506731	SETSCREW WASHER ATTACHMENT	10-12
507086	SCREW SECURING UNIT RETAINING PLATE	10-13
508007	CIRCLIP RETAINING SPRING ON PIN	09-32
508017	SCREW SECURING SUCTION CHAMBER TO BODY	09-32
508139	HOLDER BULB	10-19
508185	CLIP CABLE	10-04



PART NUMBER	DESCRIPTION	REF. NO.
512801	STEM VALVE	09-66
512802	SEAL VALVE	09-66
512803	WASHER SPRING VALVE HEAD	09-66
513063	SCREW BLEED	09-34
513195	ANNULUS ASSEMBLY	10-77
513196	OIL PUMP PLUNGER ASSY	10-76
513198	REAR CASING ASSEMBLY	10-77
513199	SPRING CLUTCH	10-76
513200	CLUTCH SLIDING MEMBER ASSY (WITH LININGS)	10-77
513201	WASHER JOINT	10-77
513202	OIL FILTER	10-76
513203	BOLT SECURING THRUST BEARING HOUSING	10-77
513204	WASHER JOINT	10-77
513205	MAGNET FILTER	10-76
513206	PLUG VALVE	10-76
513207	SPRING VALVE	10-76
513208	SPRING FOR CAGE	10-77
513209	FLYWHEEL INNER MEMBER	10-77
513210	RING SPRING	10-77
513211	TUBE SPACING ON ON MAIN SHAFT	10-77
5132141	ADJ WASHER CORRECTING END FLOAT (.105 )	10-77
5132142	ADJ WASHER CORRECTING END FLOAT (.100 )	10-77
5132143	ADJ WASHER CORRECTING END FLOAT (.095 )	10-77
5132144	ADJ WASHER CORRECTING END FLOAT (.090 )	10-77
513215	PLATE RETAINING	10-77
513216	CAM OIL PUMP OPERATING	10-76
513219	SPRING PISTON OPERATING CLUTCH	10-76
513220	PISTON OPERATING CLUTCH	10-76
513222	BODY PUMP	10-76
513223	RING SPRING	10-77
513224	BEARING NEEDLE ROLLER	10-77
513225	SCREW SET SECURING SOLENOID	10-77
513226	SCREW HEX SECURING SIDE COVER PLATE	10-77
513227	NUT SECURING THRUST BEARING HOUSING	10-76
513228	RING CLUTCH BRAKE	10-77
513229	BEARING BALL REAR ANNULUS SUPPORT IN CASING	10-77
513231	OIL SEAL	10-77
513266	SPRING FIXING SEATING RIM	10-13
513267	SCREW TRIMMER	10-13
513400	CLIP CAP	10-05
513687	NUT THROTTLE STOP&FAST IDLE LEVER TO SPINDLE	09-19
513688	WASHER SHAKEPROOF THROTT STOP&FAST IDLE LEVER	09-19
513689	DISC THROTTLE	09-19
513707	RING DIAPHRAGM RETAINING	09-19
513888	DOWEL SPRING CAM LEVER TO SHAFT	10-76
513897	BALL BEARING	10-82
513971	RING SEALING ADAPTOR ATTACHMENT	10-84
513993	EARTH LEAD	10-05
513999	SCREW CAP CLIP	10-05
514023	SLEEVE SCREWED	10-07
514024	CUP SHAFT	10-07
514025	BUSHING & BEARING	10-07
514026	ARMATURE ASSEMBLY	10-07
514064	WASHER RIM FIXING	10-14
514082	ENGINE OIL COOLER KIT	10-84
514124	BATTERY DRY CHARGED 12V - 40 AMP	10-20

PART NUMBER	DESCRIPTION	REF. NO.
514200	SCREW ASSEMBLY SOLENOID ADJUSTING	10-77
514208	MOTOR COVER AND PUMP ASSEMBLY	10-12
514209	MOTOR	10-12
514210	BRUSH SET	10-12
514211	ARMATURE	10-12
514212	COVER AND PUMP	10-12
514213	BOTTLE	10-12
514214	CAP FILLER	10-12
514223	BRACKET MOUNTING & STRAP ASSEMBLY	10-12
514265	HEADLAMP ASSEMBLY	10-13
514268	HEADLAMP ASSEMBLY	10-13
514302	SPECIAL OIL GEARBOX TOPPING UP 1 PINT TIN	09-83
514438	WASHER PLAIN PETROL TANK CASING BOARD	10-60
514639	SPECIAL GREASE AXLE SHAFT 1LB TIN	09-83
514698	RIV SHOULDER DIAPH SPRING&FULCRUM RING TO COV	09-34
514713	RIVET CLIP & STRAP TO PRESSURE PLATE	09-35
514714	PLATE PRESSURE	09-35
514715	CLIP RETAIN DIAPH SPRING ON PRESSURE PLATE	09-35
514719	SPRING DIAPHRAGM CLUTCH	09-35
514777	WASHER LOCK TIE BAR TO BODY SIDE	10-57
514889	PIN SPRING SUPPORT	10-76
515002	CLIP HARNESS TO ENGINE BAY VALANCE	10-18
515020	CUP SHAFT	10-08
515045	RIM UNIT SEATING	10-13
515046	LIGHT UNIT	10-13
515060	GROMMET CABLE ENTRY	10-14
515061	GROMMET CABLE ENTRY FLASHER	10-14
515112	DAMPER ASSEMBLY	09-19
515118	PLATE RETAINING LIGHT UNIT	10-13
515149	SCREW BLEED	09-70
515152	DUST COVER WHEEL CYLINDER	09-70
515154	BODY	10-16
515181	PLUNGER CYLINDER	09-66
515182	SEAL GLAND PLUNGER	09-66
515189	BATTERY DRY CHARGED 12V - 56 AMP	10-20
515225	PIVOT PIN & SCREW ASSEMBLY CHOKE INNER	09-31
515243	LABEL IDENTITY	09-32
515258	SERVICE KIT BRAKE MASTER CYLINDER	09-66
515279	SETSCREW SUPPORT BRACKET	10-40
515297	SERVICE KIT SLAVE CYL	09-34
515298	COVER DUST OVER END OF BODY	09-34
515299	RETAINER DUST COVER	09-34
515369	NUT MANIFOLD EXHAUST PIPE TO MANIFOLD	09-80
515409	CONNECTOR DOUBLE SNAP	10-22
515810	VALVE BODY ASSEMBLY NON-RETURN	10-76
515811	SHAFT VALVE OPERATING	10-76
515812	LEVER CAM	10-76
515813	OPERATING VALVE LEVER ASSEMBLY	10-76
515814	FRONT CASING ASSEMBLY	10-76
515815	PLANET CARRIER ASSEMBLY	10-77
515816	RELIEF VALVE KIT	10-76
515817	NUT SLOTTED SECURING COUPLING FLANGE TO ANNUL	10-77
515818	WASHER PLAIN SECURING COUPLING FLANGE	10-77
515825	ROTOR	10-42
515827	RESISTOR	10-42
515873	LEAD BATTERY POSITIVE TO SOLENOID	10-20

PART NUMBER	DESCRIPTION	REF. NO.
515900	FRONT SUSPEN UNIT LH FITTED WITH GREASE NIPPL	09-47
515901	FRONT SUSPEN UNIT RH FITTED WITH GREASE NIPPL	09-47
515997	LEAD BATT NEGAT TO BODY TO ENG EARTH LEAD LHS	10-20
515999	LEAD BATT NEGAT TO BODY TO ENG EARTH LEAD RHS	10-20
516005	WASHER NEEDLE VALVE	09-19
516041	GROMMET CABLE ENTRY	10-14
516064	LEAD STARTER TO SOLENOID L H S	10-21
516079	ROD CONNECTION & LEVER ASSY CHOKE OPERATING	09-31
516107	LOCTITE STUDLOCK FILLER INSERT	09-77
516212	PISTON FITTED IN CALIPER BODY	09-70
516213	SPRING DIAPHRAGM	09-34
516214	RING DIAPHRAGM SPRING	09-34
516218	CAP FILLER RESERVOIR	09-66
516219	RESERVOIR	09-66
516221	WASHER PLAIN RESERVOIR TO ADAPTOR	09-66
516222	NUT JAM RESERVOIR TO ADAPTOR	09-66
516223	SPRING PLUNGER	09-66
516224	CIRCLIP	09-66
516225	ROD PUSH ASSEMBLY	09-66
516226	COVER DUST CYLINDER END	09-66
516241	LEVER THROTTLE RETURN REAR	09-32
516242	LEVER THROTTLE RETURN FRONT	09-32
516247	LID FLOAT CHAMBER ASSY REAR CARBURETTOR	09-32
516257	CLIP CLUTCHPIPE TO PRESS DIFFER VALVE LHSONLY	09-73
516277	SERVICE KIT BRAKE MASTER CYLINDER	09-66
516288	SETSCREW SUPPORT BRACKET TO FLOOR (FRONT)	10-40
516304	RIM	10-14
516305	SCREW RIM FIXING	10-14
516506	COVER FUSE BOX	10-19
516591	NUT	10-07
516592	WASHER LOCK	10-07
516614	NUT JAM HOSE ATTACHMENT	09-71
516762	WOODSCREW	10-39
516835	BOLT FLOAT CHAMBER TO BODY	09-32
516945	SPRING AIR VALVE RETURN	09-19
516948	SPINDLE THROTTLE	09-19
516952	SCREW SECURING DISC TO SPINDLE	09-19
516960	SCREW SECURING STARTER TO MAIN BODY	09-19
516961	WASHER SHAKEPROOF STARTER TO MAIN BODY	09-19
516965	SCREW FAST IDLE ADJUSTMENT	09-19
516971	SEAL LARGE ON COMPENSATOR BODY	09-19
516972	SEAL SMALL INSIDE CARBURETTOR	09-19
516973	SCREW COMPENSATOR ATTACHMENT	09-19
516974	WASHER SHAKEPROOF COMPENSATOR ATTACHMENT	09-19
516975	SCREW IDLER TRIMMING	09-19
516976	SPRING IDLER TRIMMING SCREW	09-19
516980	GASKET FLOAT CHAMBER	09-19
516981	FLOAT CHAMBER	09-19
516983	SEAL THROTTLE SPINDLE	09-19
516988	O RING DAMPER	09-19
516989	LUBRICATION PACK	09-19
517009	SCREW	09-34
517010	CLIP PRESSURE PLATE	09-34
517011	WASHER TAB	09-34
517012	PLATE PRESSURE	09-34
517020	COVER DUST	09-67

PART NUMBER	DESCRIPTION	REF. NO.
517021	PLUNGER PRIMARY	09-67
517022	PLUNGER SECONDARY	09-67
517023	SEAL RING TWO-WAY	09-67
517028	SPRING	09-67
517029	STEM VALVE	09-67
517030	RETAINER SPRING	09-67
517031	SPRING	09-67
517032	SPACER	09-67
517033	TIPPING VALVE ASSY	09-67
517034	SEAT VALVE	09-67
517035	SPRING VALVE	09-67
517036	CIRCLIP	09-67
517037	NUT VALVE	09-67
517038	SEAL	09-67
517039	RESERVOIR FLUID ASSY	09-67
517040	CAP FILLER	09-67
517041	BAFFLE	09-67
517042	GASKET	09-67
517043	SEAL	09-67
517044	SETSCREW	09-67
517045	WASHER SPRING	09-67
517046	PUSH ROD ASSEMBLY	09-67
517048	COVER & STRAPS SUB ASSEMBLY	09-35
517050	INSULATOR	10-05
517110	CLIP STARTER CONTROL BRACKET	09-19
517119	SCREW SECURING DIAPHRAGM RETAINING RING	09-19
517134	PIN FLOAT PIVOT	09-19
517145	SETSCREW LONGLOK	10-54
517189	BOLT THROUGH FRAME	10-06
517196	ELEMENT AIR CLEANER	09-16
517201	RETAINER TRIMMER SCREW	10-13
517237	SUNDRY PARTS SET	10-06
517263	WASHER PLAIN HARD TOP TO HEADER RAIL	10-45
517264	WASHER LOCK HARD TOP TO HEADER RAIL	10-57
517294	SPRING VALVE NON RETURN	10-76
517333	SERVICE KIT RESERVOIR	09-67
517352	COIL AND IGNITION LEAD KIT	10-04
517386	SETSCREW WARNING BUZZER ATTACHMENT	10-19
517453	NEEDLE VALVE	09-19
517621	WINDSCREEN WIPER MOTOR (TWO SPEED)	10-10
517643	ARMATURE	10-10
517644	BRUSH ASSEMBLY	10-10
517645	SWITCH PARKING	10-10
517650	BRUSH BOX ASSEMBLY (COMPLETE WITH BRUSHES)	10-06
517651	BRUSH SET	10-06
517652	ROTOR	10-06
517653	SLIP RING	10-06
517655	SERVICE KIT DRIVING END BEARING	10-06
517657	BEARING KIT SLIP RING END	10-06
517700	SERVICE KIT TANDEM MASTER CYLINDER	09-67
517767	GASKET BY-PASS VALVE	09-19
517783	WASHER PLAIN	10-40
517840	HEADLAMP ASSEMBLY	10-13
518031	LENS L H	10-16
518032	LENS R H	10-16
518041	BULBHOLDER STOP/TAIL	10-15

PART NUMBER	DESCRIPTION	REF. NO.
518042	BULBHOLDER FLASHER & REVERSE -	10-15
518083	SCREW MIRROR STEM TO HEAD	10-38
518110	CAGE FREEWHEEL	10-81
518270	SCREW S/T NUMBER PLATES TO REAR BUMPER	10-16
518313	CABLE INNER CHOKE CONTROL WITH KNOB	10-18
518314	CABLE OUTER CHOKE CONTROL	10-18
518428	SCREW LONG&SPR WASH FIX FLOAT CHAMB TO MAINBO	09-19
518429	SCREW SPRING WASHER BY-PASS VALVE	09-19
518430	WASHER SHAKEPROOF CARBURETTOR	09-19
518434	SERVICE KIT A PACK (YELLOW)	09-19
518439	SCREW COUNTERSUNK BY-PASS VALVE TO MAIN BODY	09-19
518440	BOLT SAFETY HARNESS COVER HARD TOP	10-69
518480	MOTOR & MOUNTING SHELL ASSEMBLY	10-42
518528	SCREW SECURING BRKT	09-19
518529	WASHER TAB LOCKING SCREWS	09-19
518583	ROLT SHOULDER AIR CLEANER TO CARB	09-19
518584	GASKET UNDER BOLT HEAD	09-17
518585	WASHER UNDER ROLT MD	09-17
518653	SCREW SECURING METERING NEEDLE	09-19
518808	BULB	10-18
518842	SERVICE KIT B PACK (RED)	09-19
518844	CROWN WHEEL & PINION ASSEMBLY (3.89 1 RATIO)	09-52
518882	WASHER TAB SECUR LEVERS TO THROTTLE SPINDLE	09-32
518884	SPRING RETURN CAM LEVER REAR CARB	09-32
518886	TUBE OUTER PIVOT BOLT	09-32
518887	WASHER SKID	09-32
518888	WASHER DISTANCE ON PIVOT TUBE	09-32
518890	BEARING JET	09-32
518896	SPRING NEEDLE	09-32
518903	BOLT BATTERY NEG LEAD	10-20
518904	NUT BATTERY LEAD NEG	10-20
518920	GASKET LAMP AND LENS SEATING	10-14
518926	FLOAT & LEVER ASSEMBLY	09-32
518930	OVERDRIVE KIT R H S	10-74
518931	OVERDRIVE KIT L H S	10-74
518937	LENS MARKER AMBER	10-14
518939	LENS MARKER RED	10-15
518940	REFLEX ASSEMBLY RED	10-15
518990	WASHER FOR DAMPER	09-19
519047	RING RETAINING METERING NEEDLE	09-19
519050	BUSHING FOR DAMPER	09-19
519051	RING DAMPER RETAINING	09-19
519188	SCREW TORQUE HEAD	09-58
519215	GASKET SET ENGINE CONVERSION	09-04
519324	CABLE INNER CHOKE CONTROL WITH KNOB	10-18
519325	CABLE OUTER CHOKE CONTROL	10-18
519358	FACING PACKAGE DRIVEN PLATE	09-34
519364	RIM	10-14
519365	REFLEX ASSEMBLY	10-14
519406	FLOAT AND ARM	09-19
519407	SCREW WITH O RING METERING NEEDLE ADJUSTING	09-19
519409	BY PASS VALVE ASSEMBLED COMPLETE	09-19
519551	BRUSH SET	10-08
519566	SUNDRY PARTS KIT	10-08
519576	TEMPERATURE COMPENSATOR ASSEMBLY	09-19
519582	COVER ASSEMBLY	10-16

PART NUMBER	DESCRIPTION	REF. NO.
519583	GROMMET CABLE ENTRY	10-16
519669	COVER CLUTCH	09-34
519758	SPRING PLATE	09-70
519762	ADJUSTER UNIT ASSEMBLY	09-70
519811	COMMUTATOR END BRACKET	10-08
519812	BUSH KIT	10-08
519813	DRIVE JUMP RING	10-08
519814	WASHER BUFFER	10-08
519815	ARMATURE	10-08
519816	FIELD COIL	10-08
519817	BRACKET DRIVING END	10-08
519827	SHELL ASSEMBLY	09-17
519828	BOTTOM PLATE ASSEMBLY	09-17
519912	WASHER PLAIN CATCH GLASS	10-56
520002	VENT LEVER & SCREW ASSEMBLY	09-19
520003	RING RETAINING	09-19
520045	CLIP SPRING LOCKING DEVICE TO HANDLE	10-36
520048	SPACING WASHER	10-36
520049	RETAINER CLIP	10-36
520080	BODY	10-13
520082	LENS FLASHER AMBER	10-14
520083	LENS SIDELAMP WHITE	10-14
520086	RIM ASSEMBLY	10-14
520087	LENS AMBER	10-14
520088	LENS FLASHER AMBER	10-15
520089	LENS STOP/TAIL RED	10-15
520090	LENS REVERSE WHITE	10-15
520091	GASKET LENS SEATING	10-15
520093	LENS REVERSE AMBER	10-15
520094	BULB REVERSE	10-15
520095	LENS FLASHER AMBER	10-15
520096	LENS STOP TAIL RED	10-15
520101	GEAR ASSEMBLY	10-10
520176	CONTINENTAL TOURING KIT	10-73
520184	LEVER CAM FRONT CARB	09-32
520185	LEVER CAM REAR CARB	09-32
520186	LEVER PICK UP & LINK ASSY FRONT CARB	09-32
520187	LEVER PICK UP & LINK ASSY REAR CARB	09-32
520188	SPRING RETURN CAM LEVER FRONT CARB	09-32
520189	SUCTION CHAMBER & PISTON ASSEMBLY	09-32
520191	NEEDLE JET	09-32
520212	BOLT PETROL PUMP COVER	09-15
520213	WASHER TCP COVER PETROL PUMP	09-15
520214	COVER PETROL PUMP	09-15
520215	FILTER GAUZE PETROL PUMP	09-15
520216	RING SEALING PETROL PUMP COVER	09-15
520244	CYLINDER BLOCK ASSEMBLY	09-20
520246	CYLINDER BLOCK	09-04
520253	PIVOT ARM R H	10-36
520254	PIVOT ARM L H	10-36
520255	SPRING TORSION PIVOT ARM R H	10-36
520256	SPRING TORSION PIVOT ARM L H	10-36
520257	PIN BISSEL PIVOT ARM	10-36
520258	CRICLIP COMPRESSION SPRING RETAINING	10-36
520259	SPRING COMPRESSION OPERATING ROD	10-36
520260	ROD OPERATING R H	10-36

PART NUMBER	DESCRIPTION	REF. NO.
520261	ROD OPERATING L H	10-36
520262	WASHER STARLOCK PIVOT PIN RETAINING	10-36
520263	PIN PIVOT OPERATING ROD	10-36
520278	LEVER THROTTLE STOP & FAST IDLE	09-19
520279	SPRING THROTTLE RETURN	09-19
520340	CIRCUIT BREAKER ASSEMBLY	10-05
520341	L T LEAD & GROMMET	10-05
520342	MAINSHAFT & CAM ASSEY	10-05
520343	SPRING SET ADVANCE WEIGHT	10-05
520345	LOCK WASHER	10-05
520404	PLUG ASSEMBLY FLOAT CHAMBER SEALING	09-19
520426	GEARBOX ASSY(LESS TOP COV EXTEN&HANDLEVER)USA	09-37
520429	TOP COVER ASSEMBLY	09-39
520432	GEARBOX ASSY(OVDRIVE)LESS TOP COV EXTEN&HAND	10-75
520511	VACUUM CONTROL ASSY	10-05
520512	CIRCUIT BREAKER ASSY	10-05
520513	MAINSHAFT & CAM ASSY	10-05
520543	TOP COVER EXTEN & HAND LEVER ASSEMBLY	09-42
520675	STARTER ASSY COMPLETE	09-19
520676	NEEDLE METERING ADJUSTING	09-19
520706	GASKET SET DECARBONISING	09-04
520709	ENGINE UNIT 9.0 1 HIGH COMPRESSION	09-20
520710	ENGINE UNIT 7.0 1 LOW COMPRESSION	09-20
520715	GASKET SET DECARBONISING	09-20
520957	SEAL KIT BRAKE CALIPER	09-70
520977	NUT SELF LOCKING	10-80
520999	SWITCH OVERDRIVE	09-42
521030	FUSE BOX	10-19
521031	TOP COVER EXTENSION & HAND LEVER ASSEMBLY	10-75
521057	CHOKE INNER CABLE & KNOB ASSEMBLY L H S	10-18
521066	GEARBOX ASSY(LESS TOP COV EXTEN&HAND LEVER)	09-37
521067	GEARBOX ASSY(LESS TOP COV EXTEN&HANDLEVER)REC	09-37
521068	GEARBOX ASSY(OVDRIVE)LESS TOP COV EXTEN&HAND L	09-31
521069	GEARBOX ASSY(LESS TOP COV EXTEN&HANDLEVER)REC	09-37
521153	DIAPHRAGM CARB	09-19
521169	OVERDRIVE KIT R H S	10-78
521170	OVERDRIVE KIT L H S	10-73
521176	SETSCREW SPOILER ATTACH	10-33
545189	OWNERS HANDBOOK USA ONLY	09-84
545190	OWNERS HANDBOOK FRENCH	09-84
545191	OWNERS HANDBOOK GERMAN	09-84
545199D	OPERATION TIME SCHEDULE FRENCH	09-84
545200D	OPERATION TIME SCHEDULE GERMAN	09-84
545201D	OPERATION TIMES SCHEDULE ITALIAN	09-84
545202D	OPERATION TIMES SCHEDULE DUTCH	09-84
545203D	OPERATION TIMES SCHEDULE SWEDISH	09-84
545204D	OPERATION TIMES SCHEDULE DANISH	09-84
545205D	OPERATION TIMES SCHEDULE SPANISH	09-84
545220	OWNERS HANDBOOK ENGLISH	09-84
545224	PASSPORT TO SERVICE FRENCH	09-84
545225	PASSPORT TO SERVICE GERMAN	09-84
545226	PASSPORT TO SERVICE FLEMISH	09-84
545227	PASSPORT TO SERVICE DANISH	09-84
545228	PASSPORT TO SERVICE ITALIAN	09-84
545229	PASSPORT TO SERVICE PORTUGUESE	09-84
545230	PASSPORT TO SERVICE SWEDISH	09-84

PART NUMBER	DESCRIPTION	REF. NO.
545232	PASSPORT TO SERVICE ENGLISH/HOME	09-84
545233	OWNER SERVICE STATEMENT ENGLISH/HOME	09-84
545235	PASSPORT TO SERVICE SPANISH	09-84
545236	PASSPORT TO SERVICE NORWEGIAN	09-84
545237	PASSPORT TO SERVICE FINNISH	09-84
545251	OWNERS HANDBOOK ITALIAN	09-84
545253	OWNERS HANDBOOK FLEMISH	09-84
545254	WORKSHOP MANUAL ENGLISH	09-84
545255	WORKSHOP MANUAL FRENCH	09-84
545256	WORKSHOP MANUAL GERMAN	09-84
545257	WORKSHOP MANUAL DUTCH	09-84
545259	WORKSHOP MANUAL ITALIAN	09-84
545269D	OPERATION TIMES SCHEDULE PORTUGUESE	09-84
545271	OWNERS HANDBOOK SWEDISH	09-84
545272D	OPERATION TIMES SCHEDULE ENGLISH/OVERSEAS	09-84
545291D	OPERATION TIMES SCHEDULE FINNISH	09-84
545292	WORKSHOP MANUAL DANISH	09-84
553121	CLIP SEAL TO DOOR	10-34
553252	BUTTON	10-59
554021	STUD REAR FLOOR CARPET ATTACHMENT	10-59
554407	RIVET IMEX SECURING WINDSCREEN CAPPING	10-51
554517	SOCKET	10-59
556141	RIVET SPRING GUIDE ATTACHMENT	10-29
559980	SCREW TRUNNION CONTROL TO WATER VALVE	10-43
560026	RIVET IMEX VENT FRAMES TO BODY	10-51
560971	RIVET VALANCE EXTENSION ATTACHMENT	10-33
561210	RIVET IMEX STUD TO B POST	10-54
561335	ZIP FASTENER TONNEAU COVER	10-50
561785	RING HOG	10-67
562403	RIVET POP	09-82
563032	PLATE BACK TRAY TO SUPPORT RAIL	10-40
563769	RIVET STUD ATTACHMENT REAR FLOOR CARPET	10-59
565313	BACK RIVET BACKLIGHT STRAP ATTACHMENT	10-50
565756	RIVET CAP ZIP FASTENER TO COVER	10-40
566293	NUT RAWL CONTAINER TO HEATER VENT	10-11
568515	RIVET IMEX TONNEAU DOOR	10-50
569254	BUTTON FITTED TO CARPET R H S	10-59
569313	RIVET POP HEADLAMP SURROUND ATTACHMENT	10-13
569924	VALANCE ASSEMBLY ENGINE BAY L H	10-33
569945	RIVET SETTINGS PLATE TO DASH FRONT PANEL L H	10-29
574132	SCREW CATCH TO GLASS	10-56
574133	NUT DOME CATCH TO GLASS	10-56
574245	BODY MOUNTING DETAILS PACK	10-26
574437	RIVET IMEX STUD & HOOD TO RETAINING ANGLE	10-53
574581	RETAINER	10-37
575639	RIVET REAR MOULDING ATTACHMENT	10-56
575797	WASHER PLAIN UNDER RIVET HEAD	10-68
575813	ZIP FASTENER BACK LIGHT	10-53
576156	SETSCREW TURN BUTTON TO TRUNK LID LOCK	10-45
576157	FIX MULTI-PRONG PRIV LOCK PIN TO DOOR SHAFT	10-35
576469	LOCKING DEVICE	10-36
576658	RIVET & WASHER FLASHER SOCKET ATTACH	10-09
576694	RIVET IMEX MOULDING ATTACHMENT	10-51
577064	SCREW S/T ANTI-RATTLE CLIP	10-35
577118	MONOLOK & BRACKET SUB ASSEMBLY L H	10-69
577119	MONOLOK & BRACKET SUB ASSEMBLY R H	10-69



PART NUMBER	DESCRIPTION	REF.NO.
577264	TONNEAU COVER KIT WHITE R H S	10-50
577265	TONNEAU COVER KIT BLACK R H S	10-50
577266	TONNEAU COVER KIT WHITE L H S	10-50
577267	TONNEAU COVER KIT BLACK L H S	10-50
577294	ZIP FASTENER TONNEAU COVER	10-50
577406	MONOLOK & BRACKET ASSEMBLY L H	10-70
577407	MONOLOK & BRACKET ASSEMBLY R H	10-70
577473	SEATING WASHER	10-36
577611	CONNECTING LINKAGE ASSY DOOR HANDLE L H	10-36
577612	CONNECTING LINKAGE ASSY DOOR HANDLE R H	10-36
577712	BODY COMPL PAINT& TRIM LESS SEATS RHS SOFT T	10-23
577713	BODY COMP PAINT&TRIM WITH SEATS RHS SOFT TOP	10-23
577714	BODY PAINT&TRIM WITH SEAT&RESTRAINT RHS SOFT	10-23
577715	BODY COMP PAINT&TRIM LESS SEATS LHS SOFT TOP	10-24
577716	BODY COMP PAINT&TRIM WITH SEATS LHS SOFT TOP	10-23
577717	BODY PAINT&TRIM WITH SEATS&RESTRAINT LHS SOFT	10-23
577718	BODY PAINTED&TRIMMED LESS SEATS HARD TOP RHS	10-24
577719	BODY PAINTED&TRIMMED WITH SEATS HARD TOP RHS	10-23
577720	BODY PAINT&TRIM WITH SEAT&RESTRAINT HARD TOP	10-23
577721	BODY PAINTED&TRIMMED LESS SEATS HARD TOP LHS	10-24
577722	BODY PAINTED&TRIMMED WITH SEATS HARD TOP LHS	10-23
577723	BODY PAINT&TRIM WITH SEAT&RESTRAINT HARD TOP	10-23
577724	BODY PAINT&TRIM LESS SEAT HARD&SOFT TOP RHS	10-24
577725	BODY PAINTED&TRIM WITH SEAT HARD&SOFT TOP RHS	10-23
577726	BODY PAINT&TRIM WITH SEAT&RESTRAINT HARD&SOFT	10-23
577727	BODY PAINT&TRIM LESS SEAT HARD&SOFT TOP LHS	10-24
577728	BODY PAINT&TRIM WITH SEAT HARD&SOFT TOP LHS	10-23
577729	BODY PAINT&TRIM WITH SEAT&RESTRAINT HARD&SOFT	10-23
577736	BODY PAINT&TRIM LESS SEATS SOFT TOP LHS U S A	10-24
577737	BODY PAINT&TRIM WITH SEAT&RESTRAINT SOFT TOP	10-23
577738	BODY PAINT&TRIM LESS SEAT HARD TOP LHS U S A	10-23
577739	BODY PAINT&TRIM WITH SEAT&RESTRAINT HARD TOP	10-23
577740	BODY PAINT&TRIM LESS SEAT HARD&SOFT TOP LHS U	10-24
577741	BODY PAINT&TRIM WITH SEAT&RESTRAINT HARD&SOFT	10-23
600395	GROMMET	09-76
600396	GROMMET SPEEDO CABLE DASH SHELF	10-18
600398	PLUG SILL PANEL(1/2 HOLE)PAINT DRAINAGE HOLES	10-16
600399	PLUG MAIN FLOOR(1 HOLE)PAINT DRAINAGE PLUGS	10-72
600421	PLUG FLOOR HOLE(13/16 HOLE)PAINT DRAINAGE HOL	10-72
600832	PIN HANDLE ATTACHMENT	10-37
601552	ROD BATTERY FIXING	10-20
601553	ANGLE BATTERY RETAINING	10-20
601597	PLATE RETAINING STEERING COLUMN	10-41
602637	HOSE DEMISTER SHORT (DRIVERS SIDE)	10-43
602638	HOSE DEMISTER LONG (PASSENGERS SIDE)	10-43
602821	SEAL CHECK ARM	10-34
603344	SPRING GUIDE CHECK ARM	10-29
603382	SPRING REGULATOR ESCUTCHEON	10-37
603559	CLIP WIRING	10-27
603790	PLUG RUBBER (5/16 ) DASH SHELF PANEL	10-72
604132	TUBING T PIECE TO JETS	10-11
604146	TUBING PLUNGER TO T PIECE	10-11
605953	SLEEVE TERMINAL	10-13
607610	PLATE TAPPED HINGE	10-29
607621	BRACKET MOUNTING DASH FRONT	10-29
607637	PLATE BRACKET MOUNTING DASH FRONT	10-29

PART NUMBER	DESCRIPTION	REF. NO.
607663	BONNET CATCH ASSEMBLY	10-32
607664	PLATE CATCH BONNET LOCK DASH SIDE FRONT LOWER	10-32
607711	PLATE BACK WHEELARCH TO BON REINFOR. TO WHEELA	10-32
607745	CLIP LOCATING LISTING RAIL	10-55
607823	PIN DOOR HINGE	10-34
607824	HINGE DOOR ASSY	10-34
607867	STUD RETAINER REGULATOR TO CHANNEL	10-35
607969	BRACKET ASSY ANCHOR REARBONNET HINGE TUBE	10-32
607902	WASHER LEATHER REGULATOR TO CHANNEL	10-35
608139	INSULATOR SLIP RING	10-41
608185	CLAMP SUPPORT BRACKET STRG COLUMN(LOWER)	10-41
608222	FELT STRIP SUPPORT BRKT (BODY)	10-41
608356	CABLE ASSY SLIP RING	10-41
608383	PLATE RETAIN GEARBOX COV TO DASHSIDE FRONT&FL	10-27
608462	SLIP RING & INSULATOR ASSEMBLY	10-41
608511	CLIP TRIM PAD TO DOOR	10-37
608516	CLIP LONG TRIM PAD TOP EDGE TO DOOR	10-37
609520	CLIP SEAL ATTACHMENT	10-32
608563	SEAL GEARBOX COVER REAR	10-27
608604	CLIP SECURING WAIST WEATHERSTRIP	10-34
608643	PACKING SPONGE	10-32
608756	SEAL GEARBOX COVER TOP&SIDES	10-27
608815	PLATE FIXING RADIO	10-27
608817	CLIP SQUAB TENSIONER TO CROSS BRACE	10-64
609123	TRUNNION CONTROL TO WATER VALVE	10-43
609172	CONTAINER WATER	10-11
609184	PLUG RUBBER	10-72
609185	PLUG RUBBER	10-72
609639	SPRING STEERING COLUMN CLAMP	10-41
609931	PLATE TAPPING CATCH PLATE TO DASH SIDE	10-32
610042	WASHER SECURING HINGE TO A POST	10-34
610520	CLIP TRIM SQUAB COVER TO CROSS BRACE	10-60
610624	STUD FRONT FLOOR CARPET ATTACH	10-59
610675	RUBBER SEALING BONNET	10-32
611011	LABEL INSTRUCTION FLASHER SWITCH LHS	10-09
611012	LABEL INSTRUCTION FLASHER SWITCH RHS	10-09
611177	WASHER RUBBER GEAR LEVER	09-42
611368	CLAMP STRG COLUMN UPPER HALF	10-41
611428	VACUUM SWITCH	09-82
611444	SEAL TRUNK LID	10-45
611665	REINFORCEMENT DASH SHELF	10-29
611793	CLIP CABLE HORN LEADS TO RADIATOR CRADLE	10-21
611822	PAD RUBBER FOOTREST	10-27
611938	PLATE COV MAIN FLOOR PROVID ACCESS TO ODRIVE	10-74
612301	PLUG SEAT PAN(1/8 HOLE)PAINT DRAINAGE HOLES	10-72
612473	STAY ASSEMBLY TRUNK LID	10-45
612475	SCREW SHOULDERED STAY TO BODY&TRUNK LID	10-45
612527	BRACKET MOUNTING DASH FRONT OUTER L H	10-27
612528	BRACKET MOUNTING DASH FRONT OUTER R H	10-27
612577	ANGLE SILL REINFORCEMENT	10-27
612601	T PIECE	10-11
612616	BRACKET BONNET LOCATION	10-29
612617	PLATE BONNET PEG LOCATING	10-29
612703	CLIP LIGHTING CABLES TO CHASSIS	10-21
612806	WEATHERSTRIP WAIST	10-34
612850	PLATE SUPPORT PARCEL TRAY	10-29

PART NUMBER	DESCRIPTION	REF. NO.
612962	PEG BONNET LOCATION	10-31
612970	TUBE DRAIN BATTERY BOX	10-29
612976	PLUG RUBBER WINDSCREEN CAPPING	10-51
612981	GUSSET PEDALS DASH SHELF L H R H S	10-29
613024	CHECK ARM ASSY DOOR	10-34
613025	GROMMET DRAIN TUBE	10-29
613045	LINK ASSEMBLY UPPER BONNET STAY	10-32
613049	BOLT STOP SECURING SPACING BLOCK TO GUIDE BLO	10-34
613051	ROD BATTERY FIXING	10-20
613155	RUBBER BATTERY SHELF	10-20
613169	CLIP SECURING SEALING STRIP	10-34
613178	BLOCK MOUNTING BODY TO MTG BRACKET DASH FRONT	10-26
613186	ASH TRAY IN FACIA TOP PANEL	10-39
613239	RIVET CHECK ARM TO BODY	10-34
613326	BLOCK SPACING	10-34
613350	BRACKET ASSY CHECK STRAP L H	10-29
613351	BRACKET ASSY CHECK STRAP R H	10-29
613362	FOOTREST G/BOX COVER	10-27
613378	DOOR GLASS STOP BRACKET ASSEMBLY	10-34
613417	STRIP GLAZING	10-34
613466	PAD SEALING (RUBBER) STEERING COLUMN	10-41
613467	FELT STRIP CASING BOARD PETROL TANK REAR	10-60
613474	WASHER CATCH PLATE	10-32
613478	BRACKET SUPPORT REAR EXHAUST PIPE	10-28
613493	BRACKET MTG WATER VALVE & IGNITION COIL	10-43
613579	BRACKET SUPPORT PETROL TANK CASING	10-28
613607	RING RETAINING GROMMET	09-42
613648	SEAL INLET & OUTLET PIPES	10-42
613650	JET MOUNTING ASSY	10-11
613658	REINFORCEMENT ASSY PETROL TANK SUPPORT L H	10-28
613659	REINFORCEMENT ASSY PETROL TANK SUPPORT R H	10-28
613666	SEAL REAR FRONT WHEELARCH TO DASH	10-32
613685	GUSSET PEDALS DASH SHELF R H R H S	10-29
613686	GUSSET ASSEMBLY BATTERY BOX DASH SHELF L H	10-29
613687	GUSSET ASSEMBLY BATTERY BOX DASH SHELF R H	10-29
613751	LINK ASSEMBLY LOWER BONNET STAY	10-32
613766	CLIP UPPER REAR WING FINISHER ATTACHMENT	10-51
613812	COVER REAR SPRING ACCESS	10-28
613886	CLIP UPPER REAR WING FINISHER ATTACHMENT	10-51
613941	WASHER D HEATER TO DASH SHELF PANEL	10-42
613962	MOULDING BACKLIGHT	10-56
613963	FINISHER BACKLIGHT	10-56
614006	BUSH FRICTION	10-30
614125	SEAL HEATER BLOWER	10-42
614126	CLIP CONTAINER	10-11
614926	WOODSCREW	10-39
615699	WASHER PLATE VALANCE TO REAR MTG BKT ON DASH	10-33
615706	BRACKET FIXING REAR	10-29
615707	CLIP BRAKE & PETROL PIPES	09-60
615810	REINFORCEMENT BUMPER ATTACHMENT LOWER REAR	10-28
615811	CLIP OVERDRIVE HARNESS TO BULKHEAD FLANGE	10-75
615837	CLIP CABLE SENSOR LEAD TO SEAT	10-67
615980	PLATE ASSY REINFORCEMENT SAFETY HARNESS FIXIN	10-27
615984	WASHER ASSY REINFORCEMENT SAFETY HARNESS	10-28
616011	TUBE FLEXIBLE AIR CLEANER	09-30
616034	TRUNNION CABLE ATTACH TO CONTROL LEVERS	10-42

PART NUMBER	DESCRIPTION	REF. NO.
616048	WASHER P V C	10-18
616206	FLAP DRAIN AIR BOX	10-43
616627	SEAL INLET & OUTLET PIPES	10-42
616925	GROMMET FITTED IN CAP	09-82
617078	PAD SOUND DEADENING SELF ADHESIVE	10-34
617296	STUD TONNEAU COVER ATTACHMENT	10-50
618120	VALVE NON-RETURN BETWEEN PUMP& T PIECE	10-11
618177	SAIL EYELET	10-50
618178	RING SAIL EYELET	10-50
618274	RETAINER LOCK STRIKER L H	10-30
618275	RETAINER LOCK STRIKER R H	10-30
618486	ATTACHMENT PLATE L H FACIA FACINGS	10-39
618487	ATTACHMENT PLATE R H FACIA FACINGS	10-39
618505	STUD PLATE	10-39
618511	CLIP O/D HARNESS	10-79
618775	CLIP TRIM SQUAB COVER TO TORSION BAR	10-64
619099	PLATE TAPPED LOCK STRIKER L H	10-30
619100	PLATE TAPPED LOCK STRIKER R H	10-30
619383	STRIKER BLOCK TRUNK LID LOCK	10-45
619384	SLEEVE STRIKER BLOCK	10-45
619432	REINFORCEMENT DASH SHELF CENTRE	10-29
619509	GUIDE BLOCK & STIFFENER CHANNEL ASSEMBLY	10-34
619850	CLAMP STEERING COLUMN UPPER HALF	10-41
619859	CLIP HOOD LINKAGE COVER	10-54
620403	DOOR SEAL A POST	10-37
620547	PLATE TAPPED STEERING COLUMN SUPPORT	10-41
620750	SCREW GRUB KNOB	10-42
620952	CLIP REVERSE LIGHT LEAF TO DASH FRONT PANEL	10-19
621101	PAD MOUNTING SAFETY HARNESS FIXING	10-26
621112	PLATE REINFORCEMENT ASSEMBLY SAFETY HARNESS	10-28
621374	WASHER WAVED RUNNING LOOP TO WHEELARCH	10-70
621438	SUPPORT WHEELARCH TO REAR DECK	10-28
621458	KNOB SAFETY CATCH	10-68
621465	RIVET LINK NO 1 TO HEADER RAIL	10-52
621510	SPACER	10-18
621685	HOOK RETAINING STRAP	10-61
621686	BRACKET RELAY SUPPORT L H S	10-29
621705	RETAINER INTERIOR MIRROR	10-38
621706	GUSSET PEDALS DASH SHELF L H L H S	10-29
621707	GUSSET PEDALS DASH SHELF R H L H S	10-29
621714	SHIM PACKING STRIKER DOVETAIL TO B POST	10-35
621721	PAD FELT PETROL TANK FRONT	09-76
621757	HANDLE	10-54
621758	WASHER WAVED	10-54
621768	KNOB HANDLE	10-37
621776	CLIP KNOB TO SHAFT	10-68
621811	WINDOW REGULATOR HANDLE	10-37
621967	LABEL INSTRUCTION LIGHTING SWITCH R H S	10-09
621968	LABEL INSTRUCTION LIGHTING SWITCH L H S	10-09
622150	CLIP HEATER HOSE FOOT LEVER VENT	10-29
622220	BRACKET ASSEMBLY HEATER VENT CONTROL	10-39
622222	PLATE SWITCH RETAINING	10-39
622223	WASHER PLATE	10-39
622224	SPACER THICK CONTROL LEVER TO FACIA BRKT	10-11
622228	KNOB ASSEMBLY WATER VALVE LEVER	10-42
622229	KNOB ASSY VENTILATOR CONTROL LEVER	10-42

PART NUMBER	DESCRIPTION	REF.NO.
622230	PLATE SWITCH RETAINER HAZARD LIGHT	10-39
622235	SPACER THIN LEVER CONTROL TO FACIA BRACKET	10-42
622236	LEVER CONTROL VENTILATOR&HEATER MOTOR	10-42
622237	LEVER CONTROL WATER VALVE	10-42
622443	BEZEL	10-18
622445	PROTECTION PAD	10-53
622682	NUT SPACER	10-18
622812	CAPPING ASSEMBLY DEMISTER OUTLET	10-43
622888	BOLT DOMED HARD TOP TO HEADER RAIL	10-57
623200	SPRING TENSION LOCKING LEVER	10-68
623312	CLIP BRAKE PIPE	09-74
623488	TIE BAR STEER COL CLAMP(UPPER)TO FACIA SUP BK	10-41
623489	TIE BAR STEER COL CLAMP(UPPER)TO FACIA SUP BK	10-41
623796	BRACKET ASSEMBLY RADIUS ARM MOUNTING	10-27
623843	ESCUTCHEON HANDLE	10-37
624155	CLIP BRAKE & FUEL PIPE	09-74
624193	CABLE ASSY HEATER SCREEN	10-42
624276	LABEL PULL BOOST	10-42
624360	PIN LOCKING ASSEMBLY	10-54
624392	ESCUTCHEON (HOOD CLOSURE)	10-54
624397	REINFORCEMENT ASSEMBLY BUMPER SUPPORT REAR	10-28
624406	BRACKET PIVOT HANDBRAKE	10-27
624419	ANGLE ATTACHMENT FRONT VALANCE OUTER	10-33
624508	BUSH BONNET HINGE TUBE	10-31
624509	SPACER BONNET FULCRUM PIN	10-32
624545	HANDLE ASSEMBLY HOOD CLOSURE HOODSTICKS L H	10-54
624546	HANDLE ASSEMBLY HOOD CLOSURE HOODSTICKS R H	10-54
624557	SIDE FRONT WING L H	10-31
624558	SIDE FRONT WING R H	10-31
624564	BRACKET SUPPORT PETROL TANK CASING BOARD	10-30
624569	BOLT DOME HEAD LINK NO4 TO LINKS NO 2 3 & 5	10-52
624580	BUSH SHOULDERED ON BOLT	10-52
624583	WASHER UNDER BOLT HEAD	10-52
624584	NUT DOME ON BOLT	10-52
624586	LINK NO 2	10-52
624590	BRACKET ATTACHMENT FRONT VALANCE OUTER	10-33
624591	BRACKET CENTRE GRILLE SUPPORT	10-33
624593	BRACKET ASSEMBLY OUTER GRILLE SUPPORT	10-33
624599	LINK NO 5 L H	10-52
624600	LINK NO 5 R H	10-52
624601	BRACKET ASSEMBLY CENTRE VALANCE SUPPORT	10-33
624607	WIRE ATTACH BOTTOM INTERMEDIATE STRAP INNERLH	10-64
624608	WIRE ATTACH BOTTOM INTERMEDIATE STRAP INNERRH	10-64
624618	SPRING SAFETY CATCH	10-68
624634	BAR DOOR PULL INSIDE	10-35
624672	BRACKET MOUNTING COVER REAR LAMPS	10-75
624687	CABLE ASSEMBLY WATER VALVE	10-42
624691	FINISHER TRIM WINDSCREEN UPPER	10-38
624701	FINISHER TRIM WINDSCREEN SIDE L H	10-38
624711	FINISHER TRIM WINDSCREEN SIDE	10-38
624720	TIE BAR HARD TOP TO BODY SIDE	10-57
624725	WIRE ATTACH BOTTOM INTERMEDIATE STRAP OUTER	10-64
624729	WASHER SEATING ESCUTCHEON TRUNK LID LOCK	10-45
624730	NAMEPLATE ASSEMBLY SPITFIRE IV BONNET	10-31
624733	NAMEPLATE ASSEMBLY SPITFIRE IV REAR WING	10-30
624744	BRACKET FRONT NUMBER PLATE	10-51

PART NUMBER	DESCRIPTION	REF. NO.
624746	SEAL HARD TOP TO REAR DECK REAR	10-56
624747	SEAL HARD TOP TO REAR DECK FRONT L H	10-56
624748	SEAL HARD TOP TO REAR DECK FRONT R H	10-56
624801	FINISHER REAR DECK	10-51
624811	CATCH ASSEMBLY REAR QUARTER VERT L H	10-51
624812	CATCH ASSEMBLY REAR QUARTER VENT R H	10-56
624817	BOLT HEX DOMED TIE BAR TO BODY SIDE	10-57
624818	BOLT DOMED HARD TOP TO REAR DECK	10-54
624825	TUBE DISTANCE ASSY HARD TOP TO HEADER RAIL	10-57
624828	BUFFER RUBBER	10-68
624831	WEATHERSTRIP ROOF TO DECK	10-56
624860	BRACKET BODY REAR QUARTER VENT R H	10-56
624861	BRACKET BODY REAR QUARTER VENT L H	10-56
624869	LEVER LOCKING L H	10-68
624870	LEVER LOCKING R H	10-68
624873	TIE BAR HARD TOP TO BODY SIDE L H	10-57
624874	TIE BAR HARD TOP TO BODY SIDE R H	10-57
624876	SEAL REAR DECK INNER	10-56
624887	BOARD ASSEMBLY SQUAB SIDE OUTER L H	10-65
624888	BOARD ASSEMBLY SQUAB SIDE OUTER R H	10-65
624893	BOARD ASSEMBLY SQUAB SIDE INNER L H	10-65
624894	BOARD ASSEMBLY SQUAB SIDE INNER R H	10-65
624895	BRACKET TUNNEL BUCKLE L H	10-69
624896	BRACKET TUNNEL BUCKLE R H	10-69
624897	COVER WHEELARCH ANCHORAGE	10-69
625139	PLUG HEAD RESTRAINT APERTURE	10-62
625186	NAMEPLATE ASSEMBLY (SPITFIRE 1500) BONNET	10-31
625187	INSERT NAMEPLATE BONNET (SPITFIRE 1500)	10-31
625188	NAMEPLATE ASSEMBLY REAR WING (SPITFIRE 1500)	10-30
625189	INSERT NAMEPLATE SPITFIRE 1500 REAR WING	10-30
625191	FINISHER HEAD RESTRAINT BLACK	10-66
625193	FINISHER HEAD RESTRAINT CHESTNUT	10-66
625197	FINISHER HEAD RESTRAINT SHADOW BLUE	10-66
625293	STRAP ASSEMBLY HOOD STOWAGE COVER NEW TAN	10-61
625380	FINISHER ZIP FASTENER	10-53
625536	NUT	09-42
625549	CUP WASHER	10-39
625580	WASHER SPECIAL SIDE MARKER ATTACH	10-14
625687	CABLE ASSEMBLY WATER VALVE	10-42
625886	BRACKET FRONT NUMBER PLATE U S A	10-51
625966	KNOB	10-18
626370	SLEEVE CATCH LEVER END	10-68
626373	SPRING TENSION CATCH LEVER	10-68
626859	BADGE ASSY (TRIUMPH)	10-16
627021	STRAP ASSEMBLY RETAINING OUTER (BLACK)	10-61
627031	STRAP ASSEMBLY RETAINING CENTRE (BLACK)	10-61
627196	BRACKET ASSEMBLY SPARE WHEEL MOUNTING	10-28
627318	BRACKET IGNITION SWITCH ILLUMINATION	10-19
627340	CLIP PROTECTION STEERING LOCK	09-58
627362	CLIP UPPER & LOWER MOULDING ATTACHMENTS	10-51
627564	INSERT NAMEPLATE TRIUMPH	10-48
627579	BADGE WIRE WHEEL HUB FINISHER	09-57
627648	COVER WITH HOOK HOOD TO B POST & SAFE HARN STOW	10-54
627649	CAP HOOD TO B POST ATTACHMENT	10-54
627733	SWITCH IGNITION WARNING A POST	10-19
627740	SWITCH ILLUMINATION STEERING LOCK R H S	10-19

PART NUMBER	DESCRIPTION	REF.NO.
627775	BOLT WHEELARCH ANCHORAGE	10-69
627801	SPACER WHEELARCH BELT ANCHORAGE	10-70
627900	MOULDING PROTECTION TRUNK LID	10-51
627945	WASHER BUCKLE TO BRACKET	10-69
628097	SPRING HUB TRIM DISC WHEELS	09-57
628375	PLATE SUPPORT SPEEDO TRIP CONTROL	10-41
628402	SUPPORT BRKT ASSY STEERING COLUMN LOWER	10-41
628409	FELT STRIP SUPPORT BRACKET (CLAMP)	10-41
629518	SPACER WHEELARCH ANCHORAGE	10-69
629584	WEATHERSTRIP WINDSCREEN TO HEADER RAIL	10-54
630068	FINISHER ASSEMBLY HUB WIRE WHEELS	09-57
630079	PIN ADJUSTMENT	10-35
630278	ANGLE SUPPORT PARCEL TRAY	10-40
630321	CARPET DASH SIDE BLACK L H	10-59
630331	CARPET DASH SIDE BLACK R H	10-59
630457	STRAP RETAINER HEADER RAIL	10-53
630512	BRKT ASSY INNER FIT TWEEN DEMIST CAP&FACIA CR	10-50
630513	BRKT ASSY OUTER FIT TWEEN DEMIST CAP&FACIA CR	10-50
630535	BRACKET RHEOSTAT SWITCH	10-39
630578	SUPPORT ASSY PROTECTION MOULDING TRUNK LID	10-51
630624	CENTRE HUB FINISHER	09-57
630642	CAPPING B/LIGHT FINISHER	10-56
630661	GROMMET PIPE SUPPORT BRACKET	09-18
630663	BOLT FLOOR ANCHORAGE	10-69
630664	BOLT BUCKLE TO BRACKET	10-69
630669	SPACER HOOD TO B POST ATTACHMENT	10-54
630766	STRAP BACKLIGHT RETAINER	10-53
630767	SHIM HINGE TO TRUNK LID	10-45
630932	BAR MOUNTING L H	10-38
630933	BAR MOUNTING R H	10-38
630961	WEATHER STRIP HEADER RAIL	10-56
630981	INTERIOR MIRROR ASSY	10-38
630994	RETAINER INTERIOR MIRROR	10-38
630995	BASE INTERIOR MIRROR	10-38
631018	PLUG BLANKING REAR BUMPER HOLES	10-16
631190	WASHER RUBBER BUMPER ATTACHMENT	10-46
631315	FINISHER JOINT WINDSCREEN	10-38
631378	NAMEPLATE BONNET (GERMANY)	10-31
631403	MEDALLION SPORTS CAR AWARD	10-39
631413	FINISHER HUB WIRE WHEEL	09-57
631431	CATCH LEVER L H	10-68
631432	CATCH LEVER R H	10-68
631574	HOOK SEAT BELT STOWAGE L H	10-70
631575	HOOK SEAT BELT STOWAGE R H	10-70
631592	BRACKET ASSY HANDBRAKE RELAY MOUNTING	10-27
631722	WASHER INSULATION BUCKLE	10-70
631771	PAD PROTECTION	10-53
631782	FINISHER ZIP FASTENER BACKLIGHT	10-53
632020	STRIP PROTECTION BONNET	10-32
632030	CLIP BONNET PROTECTION STRIP	10-32
632039	RETAINER STRAP HEADER RAIL	10-53
632040	STRAP BACKLIGHT RETAINER	10-53
632061	STRAP ASSEMBLY HOOD STOWAGE COVER BLACK	10-61
632063	STRAP ASSEMBLY HOOD STOWAGE COVER CHESTNUT	10-61
632067	STRAP ASSEMBLY HOOD STOWAGE COVER SHADOW BLUE	10-61
632089	MIRROR ASSEMBLY COMPLETE	10-38

PART NUMBER	DESCRIPTION	REF.NO.
632091	HEAD ASSEMBLY MIRROR	10-38
632104	FOAM R/C FRONT DOOR	10-35
632151	TRIM PAD REAR QUARTER L H BLACK	10-60
632153	TRIM PAD REAR QUARTER L H CHESTNUT	10-60
632157	TRIM PAD REAR QUARTER L H SHADOW BLUE	10-60
632161	TRIM PAD REAR QUARTER R H BLACK	10-60
632163	TRIM PAD REAR QUARTER R H CHESTNUT	10-60
632167	TRIM PAD REAR QUARTER R H SHADOW BLUE	10-60
632181	COVER B POST L H BLACK	10-60
632187	COVER B POST L H SHADOW BLUE	10-60
632191	COVER B POST R H BLACK	10-60
632193	COVER B POST R H CHESTNUT	10-60
632197	COVER B POST R H SHADOW BLUE	10-60
632200	WATER CURTAIN R/C FRONT DOOR	10-35
632201	CARPET ASSEMBLY REAR SEAT PAN	10-60
632234	COVER ASSEMBLY REAR SHELF CENTRE HARD TOP	10-55
632244	COVER B POST HARD TOP L H	10-55
632254	COVER B POST HARD TOP R H	10-55
632271	GROMMET HANDBRAKE REAR FLOOR CARPET	10-59
632300	PLINTH ASSEMBLY NAMEPLATE REAR BUMPER	10-48
632511	COVER A POST UPPER L H	10-59
632521	COVER A POST UPPER R H	10-59
632804	PLATE ASSEMBLY LOCATION AUTO REEL L H	10-70
632806	PLATE ASSEMBLY LOCATION AUTO REEL R H	10-70
632987	PLATE HAZARD LIGHT RETAINING (B A O R)	10-39
632994	STRIP PROTECTION	10-45
633053	FINISHER HEAD RETRAINT NEW TAN	10-66
633093	TRIM PAD REAR QUARTER L H NEW TAN	10-60
633103	TRIM PAD REAR QUARTER R H NEW TAN	10-60
633590	CENTRE WHEEL TRIM	09-57
634263	B POST COVER L H (NEW TAN)	10-60
634723	B POST COVER R H (NEW TAN)	10-60
634728	PLATE SERRATED REINFORCEMENT SUPPORT	10 48
634931	EDGE FINISHER REAR IMPACT REINFORCEMENT UPPER	10-28
650247	GROMMET PETROL FILLER CAP	09-76
705789	GROMMET HANDBRAKE	10-27
706159	REINFORCEMENT ASSY BODY MOUNTING L H	10-28
706160	REINFORCEMENT ASSEMBLY BODY MOUNTING R H	10-28
706288	PANEL A POST OUTER LOWER L H	10-29
706289	PANEL A POST OUTER LOWER R H	10-29
706422	PANEL FILLER SILL FRONT L H	10-29
706423	PANEL FILLER SILL FRONT R H	10-29
706781	CHANNEL GLASS ASSEMBLY FRONT L H	10-34
706782	CHANNEL GLASS ASSEMBLY FRONT R H	10-34
706789	CHANNEL ASSEMBLY BOTTOM WINDOW REGULATOR L H	10-34
706790	CHANNEL ASSEMBLY BOTTOM WINDOW REGULATOR R H	10-34
706807	PANEL ASSEMBLY COVER SPARE WHEEL	10-45
706843	BOARD RADIATOR AIR DEFLECTOR L H	09-82
706844	BOARD RADIATOR AIR DEFLECTOR R H	09-82
706919	GROMMET FITTED IN FLOOR	09-42
706975	PAD SOUND INSULATION REAR FLOOR	10-28
707315	HEELMAT L H L H S	10-59
707316	HEELMAT R H R H S	10-59
707349	COVER GEARBOX ASSY	10-27
707931	DOOR SEAL NEOPRENE	10-37
708479	ESCUTCHEON FLASHER & LIGHTING SWITCH	10-41



PART NUMBER	DESCRIPTION	REF. NO.
709387	CHANNEL GLASS ASSY REAR L H	10-34
709388	CHANNEL GLASS ASSY REAR R H	10-34
709691	BRACKET SUPPORT PARCEL TRAY	10-39
709842	COVER PLATE RADIO APERTURE	10-40
709843	PLATE MOUNTING RADIO	10-40
710290	TRUNK LID LOCK ASSY	10-45
710820	GROMMET GEAR LEVER OVERDRIVE	09-42
712536	GROMMET & MILLBOARD ASSEMBLY HANDBRAKE	10-27
712913	KNOB	10-18
713036	RETAINER CENTRE HEADER RAIL SEALING STRIP	10-54
713037	RETAINER OUTER HEADER RAIL SEALING STRIP L H	10-54
713038	RETAINER OUTER HEADER RAIL SEALING STRIP R H	10-54
713491	BUTTON BLACK	10-50
713499	BUTTON WHITE	10-50
713501	SOCKET BLACK	10-50
713511	STUD BLACK	10-50
713519	STUD WHITE	10-50
713521	RIVET	10-60
713531	RIVET BLACK	10-54
714434	NOZZLE DEMISTER ASSY	10-43
714990	SUPPORT ASSY BOTTOM PIVOT TRUNK LID STAY	10-30
715525	HINGE ASSEMBLY TRUNK LID L H	10-45
715526	HINGE ASSEMBLY TRUNK LID R H	10-45
715567	BRACKET SUPPORT INNER PETROL TANK	10-30
715673	BRACKET ASSY PETROL TANK SUPPORT OUTER L H	10-28
715674	BRACKET ASSY PETROL TANK SUPPORT OUTER R H	10-28
715693	FINISHER REAR WING UPPER	10-51
715695	MOULDING (CHROME) REAR END UPPER	10-51
715697	MOULDING (CHROME) REAR END LOWER	10-51
715701	SUPPORT REAR BUMPER L H	10-47
715702	SUPPORT REAR BUMPER R H	10-47
715706	SUPPORT REAR BUMPER SIDE	10-47
715805	BRACKET ASSEMBLY BONNET HINGE PIVOT	10-32
715821	FINISHER LOWER REAR WING JOINT	10-30
715842	ANGLE RETAINING HOOD TO REAR DECK	10-53
715863	FRONTAL GRILLE L H	10-33
715864	FRONTAL GRILLE R H	10-33
715867	PLATE MOUNTING ASSY HOOD FRAME TO BODY L H	10-52
715868	PLATE MOUNTING ASSY HOOD FRAME TO BODY R H	10-52
715869	LINK NO 3 L H	10-52
715870	LINK NO 3 R H	10-52
715871	LINK NO 7 L H	10-52
715872	LINK NO 7 R H	10-52
715873	LINK NO 1 L H	10-52
715874	LINK NO 1 R H	10-52
715885	PANEL ASSY FRONT OUTER REAR WHEELARCH L H	10-28
715886	PANEL ASSY FRONT OUTER REAR WHEELARCH R H	10-28
715889	FRONT VALANCE CENTRE ASSEMBLY	10-33
715982	BRACKET ROLLER GUIDE DASH SIDE L H	10-29
715983	BRACKET ROLLER GUIDE DASH SIDE R H	10-29
716011	MOULDING DOOR PULL	10-35
716025	BRACKET HARD TOP TO BODY SIDE L H	10-57
716026	BRACKET HARD TOP TO BODY SIDE R H	10-57
716032	POUCH TOOL	09-83
716033	POUCH TOOL (U S A ONLY)	09-83
716143	SAFETY CATCH ASSEMBLY L H	10-68

PART NUMBER	DESCRIPTION	REF. NO.
716144	SAFETY CATCH ASSEMBLY R H	10-68
716149	RETAINER ASSY TAPPED PLATE A POST L H	10-29
716150	RETAINER ASSY TAPPED PLATE A POST R H	10-29
716180	WHEEL TRIM (DISC WHEELS)	09-57
716182	VALANCE ASSEMBLY REAR UPPER	10-28
716183	SEAL DOOR GLASS L H	10-56
716184	SEAL DOOR GLASS R H	10-56
716803	TUBING WHEELBOX TO WHEELBOX	10-10
716966	TIE BAR OUTER STEERING COLUMN TO FACIA R H S	10-41
716967	TIE BAR OUTER STEERING COLUMN TO FACIA L H S	10-41
717105	HANDLE OPERATING ADJUSTING BACK SEAT	10-68
717601	COVER SPARE WHEEL ASSY SEWN (DISC WHEELS)	10-45
717611	COVER SPARE WHEEL ASSY SEWN (WIRE WHEELS)	10-45
718028	REAR NUMBER PLATE LAMP & BADGE ASSY	10-16
718061	CARPET FRONT FLOOR BLACK L H R H S	10-59
718071	CARPET FRONT FLOOR BLACK R H R H S	10-59
718091	CARPET FRONT FLOOR BLACK R H L H S	10-59
718101	CARPET FRONT FLOOR BLACK L H L H S	10-59
718716	PANEL WHEELARCH INNER ASSEMBLY L H	10-28
718717	PANEL WHEELARCH INNER ASSEMBLY R H	10-28
718738	SEAL VENTED PETROL-FILLER CAP	09-76
718813	COVER PROTECTION STEERING LOCK	09-58
719912	SAFETY HARNESS KIT	10-69
719913	SAFETY BELT ASSEMBLY	10-69
719947	SAFETY BELT (AUTO REEL) AUDIBLE WARNING TYPE	10-70
721493	HOUSE BADGE FRONT WING	10-31
722631	SUPPORT BONNET REAR	10-32
722671	STRIKER DOVETAIL ASSEMBLY R H	10-35
722675	BUTTON TURN TRUNK LID LOCK	10-45
722760	STRIKER DOVETAIL ASSEMBLY L H	10-35
722937	PAD ASSY HEAD RESTRAINT	10-66
723297	CONTAINER WATER	10-11
723349	QUARTERLIGHT HOOD L H	10-53
723350	QUARTERLIGHT HOOD R H	10-53
724021	VALVE WATER ASSEMBLY	10-43
724028	MOULDING PROTECTION REAR L H	10-51
724029	MOULDING PROTECTION REAR R H	10-51
724192	BRACKET CLAMPING OUTSIDE DOOR HANDLE	10-36
725084	LISTING RAIL NO 1 HEADLINING	10-55
725085	LISTING RAIL NO 2 HEADLINING	10-55
725086	LISTING RAIL NO 3 HEADLINING	10-55
725117	CAP PETROL FILLER ASSEMBLY	09-76
725431	FACIA PANEL ASSEMBLY (L H S) U S A	10-39
725525	HOUSE BADGE	10-31
725563	PANEL WHEELARCH INNER ASSEMBLY L H	10-28
725564	PANEL WHEELARCH INNER ASSEMBLY R H	10-28
725670	EXTENSION FRONT VALANCE CORNER (GERMANY)	10-33
725794	TOOL POUCH (U S A)	09-83
725795	TOOL POUCH	09-83
725971	FRAME ASSEMBLY HEAD RESTRAINT	10-66
726093	PAD ASSY DOOR TRIM NEW TAN L H	10-37
726103	PAD ASSY DOOR TRIM NEW TAN R H	10-37
726385	EXTERIOR MIRROR (DRIVERS DOOR)	10-34
726387	DRUM ASSEMBLY EXTERIOR MIRROR	10-34
726451	PAD ASSY DOOR TRIM BLACK L H	10-37
726453	PAD ASSY DOOR TRIM CHESTNUT L H	10-37

PART NUMBER	DESCRIPTION	REF. NO.
726457	PAD ASSY DOOR TRIM SHADOW BLUE L H	10-37
726461	PAD ASSY DOOR TRIM BLACK R H	10-37
726463	PAD ASSY DOOR TRIM CHESTNUT R H	10-37
726467	PAD ASSY DOOR TRIM SHADOW BLUE R H	10-37
726481	TRIM PAD ASSY G/BOX COVER SIDE L H	10-59
726491	TRIM PAD ASSY G/BOX COVER SIDE R H	10-59
726524	COVER ASSY REAR SHELF SIDE L H HARD TOP	10-55
726534	COVER ASSY REAR SHELF SIDE R H HARD TOP	10-55
726544	HEADLINING ASSY BEIGE	10-55
726561	GEARBOX CARPET ASSEMBLY R H S	10-59
726571	GEARBOX CARPET ASSEMBLY L H S	10-59
726581	GAUNTLET ASSEMBLY GEARBOX COVER CARPET	10-59
726631	COVER REAR WHEELARCH BLACK L H	10-60
726633	COVER REAR WHEELARCH CHESTNUT L H	10-60
726637	COVER REAR WHEELARCH SHADOW BLUE L H	10-60
726641	COVER REAR WHEELARCH BLACK R H	10-60
726643	COVER REAR WHEELARCH CHESTNUT R H	10-60
726647	COVER REAR WHEELARCH SHADOW BLUE R H	10-60
726870	ESCUTCHECN ASSEMBLY HEATER CONTROL	10-39
727451	COVER CUSHION BLACK L H	10-67
727453	COVER CUSHION CHESTNUT L H	10-67
727457	COVER CUSHION SHADOW BLUE L H	10-67
727461	COVER CUSHION BLACK R H	10-67
727463	COVER CUSHION CHESTNUT R H	10-67
727467	COVER CUSHION SHADOW BLUE R H	10-67
727501	SQUAB COVER ASSEMBLY BLACK L H	10-65
727503	SQUAB COVER ASSEMBLY CHESTNUT L H	10-65
727507	SQUAB COVER ASSEMBLY SHADOW BLUE L H	10-65
727511	SQUAB COVER ASSEMBLY BLACK R H	10-65
727513	SQUAB COVER ASSEMBLY CHESTNUT R H	10-65
727517	SQUAB COVER ASSEMBLY SHADOW BLUE R H	10-65
727581	TRIM DOOR WAIST RAIL L H	10-37
727591	TRIM DOOR WAIST RAIL R H	10-37
727651	COVER HEAD RESTRAINT BLACK	10-66
727653	COVER HEAD RESTRAINT CHESTNUT	10-66
727657	COVER HEAD RESTRAINT SHADOW BLUE	10-66
727673	COVER HEAD RESTRAINT NEW TAN	10-66
728631	SUPPORT PARCEL TRAY & CRASH PAD ASSY L H	10-40
728641	SUPPORT PARCEL TRAY & CRASH PAD ASSY R H	10-40
729530	LOCK TRUNK LID (KEY OPERATED)	10-45
729623	SQUAB COVER ASSEMBLY NEW TAN L H	10-65
729633	SQUAB COVER ASSEMBLY NEW TAN R H	10-65
729703	COVER CUSHION NEW TAN L H	10-67
729713	COVER CUSHION NEW TAN R H	10-67
730501	PLATE SUPPT ASSY FRONT IMPACT SHOCK ABSORBER	10-32
730530	BRKT ASSY SUPPT REAR IMPACT SHOCK ABSORBER	10-48
730913	REAR WHEELARCH COVER L H (NEW TAN)	10-60
730923	REAR WHEELARCH COVER R H (NEW TAN)	10-60
803762	PAD ASSY SOUND INSULATION	10-27
806634	PANEL SILL REINFOR REAR LH(FIT TWEEN INN&OUT	10-27
806635	PANEL SILL REINFOR REAR INNER&OUTER SILL PANE	10-27
806638	PANEL SILL INNER L H	10-27
806639	PANEL SILL INNER R H	10-27
806707	BATTERY BOX ASSEMBLY R H S	10-29
807030	BATTERY BOX ASSEMBLY L H S	10-29
807104	CROSSMEMBER ASSEMBLY HEELBOARD	10-27

PART NUMBER	DESCRIPTION	REF. NO.
809716	MAT LUGGAGE FLOOR	10-60
809740	PANEL ASSEMBLY DASH FRONT L H S. L H	10-29
809785	CHANNEL ASSEMBLY STEERING COLUMN SUPPORT RHS	10-27
809786	CHANNEL ASSEMBLY STEERING COLUMN SUPPORT LHS	10-27
812981	PADDING ASSY FACIA LOWER PASSENGERS SIDE RHS	10-39
812991	PADDING ASSY FACIA LOWER PASSENGERS SIDE LHS	10-39
813271	PADDING ASSY FACIA LOWER DRIVERS SIDE R H S	10-39
813281	PADDING ASSY FACIA LOWER DRIVERS SIDE L H S	10-39
813365	PANEL ASSEMBLY B POST OUTER L H	10-30
813366	PANEL ASSEMBLY B POST OUTER R H	10-30
813745	PARCEL TRAY ASSEMBLY (DRIVERS SIDE) L H S	10-40
813746	PARCEL TRAY ASSEMBLY (DRIVERS SIDE) L H S	10-40
813753	PARCEL TRAY ASSEMBLY(PASSENGERS SIDE) R H S	10-40
813754	PARCEL TRAY ASSEMBLY(PASSENGERS SIDE) L H S	10-40
813893	PANEL TRUNK LID GUTTER SIDE L H	10-30
813894	PANEL TRUNK LID GUTTER SIDE R H	10-30
813942	TUBING ASSEMBLY MOTOR TO WHEELBOX	10-10
813944	PANEL DASH SHELF L H S	10-29
813945	PANEL DASH SHELF R H S	10-29
813946	AIR BOX ASSEMBLY	10-29
814733	BRACKET SUPPORT TRUNK LID HINGE L H	10-30
814734	BRACKET SUPPORT TRUNK LID HINGE R H	10-30
814828	HEADER RAIL HOOD FITTING	10-52
815010	REINFORCEMENT BONNET FRONT	10-31
815026	FRONT GRILLE CENTRE	10-33
815041	MOULDING (CHROME) REAR END SIDE L H	10-51
815042	MOULDING (CHROME) REAR END SIDE R H	10-51
815135	CATCH PLATE HOOD CLOSURE WINDSCREEN L H	10-54
815136	CATCH PLATE HOOD CLOSURE WINDSCREEN R H	10-54
815137	FINISHER B POST TOP L H	10-51
815138	FINISHER B POST TOP R H	10-51
815261	PANEL OUTER REAR WING L H	10-30
815262	PANEL OUTER REAR WING R H	10-30
815273	HOODSTICK NO 1 & LINKS NO 4 ASSEMBLY	10-52
815274	HOODSTICK NO 2 & LINKS NO 6 ASSEMBLY	10-52
815277	UNDERIDER FRONT L H	10-46
815278	UNDERIDER FRONT R H	10-46
815279	TRUNK FLOOR ASSEMBLY	10-28
815281	CRASH PAD ASSEMBLY FACIA	10-39
815301	HOOD SEWN ASSY BLACK	10-53
815309	HOOD SEWN ASSY WHITE	10-53
815391	FRONT VALANCE CORNER PANEL ASSEMBLY L H	10-33
815392	FRONT VALANCE CORNER PANEL ASSEMBLY R H	10-33
815397	WINDSCREEN ASSEMBLY	10-38
815398	PANEL ASSEMBLY REAR DECK	10-30
815421	MECHANISM RECLINING L H	10-64
815422	MECHANISM RECLINING R H	10-64
815428	GLASS BACKLIGHT	10-65
816752	STRAP ASSY SQUAB BOTTOM INTERMEDIATE	10-64
816801	STRAP ASSY SQUAB BOTTOM CENTRE (UPPER)	10-64
816809	STRAP ASSY SQUAB TOP	10-64
816810	STRAP ASSY SQUAB TOP INTERMEDIATE	10-64
816811	STRAP ASSY SQUAB CENTRE (LOWER)	10-64
817101	CARPET SILL L H	10-59
817111	CARPET SILL R H	10-59
818496	GLASS WINDOW	10-34

PART NUMBER	DESCRIPTION	REF.NO.
818498	MOULDING HARD TOP REAR	10-56
818625	REINFORCEMENT ASSY FRONT WING SIDE L H	10-31
818626	REINFORCEMENT ASSY FRONT WING SIDE R H	10-31
818761	COVER REAR LAMP L H	10-15
818771	COVER REAR LAMP R H	10-15
818780	PANEL ASSEMBLY DASH FRONT L H S R H	10-29
818785	PANEL ASSEMBLY DASH FRONT R H S L H	10-29
818786	PANEL ASSEMBLY DASH FRONT R H S R H	10-29
818801	SEAL QUARTER VENT L H	10-56
818811	SEAL QUARTER VENT R H	10-56
818831	COVER HOOD LINKAGE L H	10-54
818841	COVER HOOD LINKAGE R H	10-54
818871	PANEL ASSY WING TO WHEELARCH&HLAMP REINFOR LH	10-31
818872	PANEL ASSY FRONTWING TO WHEELARCH&HLAMP RE RH	10-31
818885	BOARD CASING PETROL TANK REAR	10-60
818943	SEAT SLIDE ASSY L H	10-68
818944	SEAT SLIDE ASSY R H	10-68
818951	BOARD FRONT SEAT CUSHION L H	10-67
818961	BOARD FRONT SEAT CUSHION R H	10-67
819801	INSIDE DOORHANDLE ASSY&REMOTE CONT MECHAN LH	10-35
819802	INSIDE DOORHANDLE ASSY&REMOTE CONT MECHAN RH	10-35
819803	BEZEL TRIM INSIDE DOOR HANDLE L H	10-35
819804	BEZEL TRIM INSIDE DOOR HANDLE R H	10-35
819807	LINK REMOTE CONTROL DOOR L H	10-35
819808	LINK REMOTE CONTROL DOOR R H	10-35
819809	ROD ASSEMBLY LOCKING LINK	10-35
819884	GLASS FRONT DOOR	10-34
819959	GLASS BACKLIGHT HARD TOP	10-56
820383	BACKLIGHT HOOD	10-53
820535	SEAT SLIDE ASSY L H	10-68
820536	SEAT SLIDE ASSY R H	10-68
820715	VALANCE ASSEMBLY ENGINE BAY R H	10-33
821164	VENT ASSEMBLY REAR QUARTER HARD TOP L H	10-56
821165	VENT ASSEMBLY REAR QUARTER HARD TOP R H	10-56
821166	GLASS REAR QUARTER VENT HARD TOP	10-56
821603	HOOD STOWAGE COVER (SOFT TOP) NEW TAN	10-61
821623	HOOD STOWAGE COVER (HARD TOP) NEW TAN	10-61
821753	REAR TRIM BOARD NEW TAN	10-60
822371	HOOD SEWN ASSEMBLY BLACK	10-53
822379	HOOD SEWN ASSEMBLY WHITE	10-53
822401	HOOD STOWAGE COVER (SOFT TOP) BLACK	10-61
822403	HOOD STOWAGE COVER (SOFT TOP) CHESTNUT	10-61
822407	HOOD STOWAGE COVER (SOFT TOP) SHADOW BLUE	10-61
822431	HOOD STOWAGE COVER (HARD TOP) BLACK	10-61
822433	HOOD STOWAGE COVER (HARD TOP) CHESTNUT	10-61
822437	HOOD STOWAGE COVER (HARD TOP) SHADOW BLUE	10-61
822451	TONNEAU COVER ASSEMBLY (BLACK R H S	10-50
822459	TONNEAU COVER ASSEMBLY (WHITE) R H S	10-50
822461	TONNEAU COVER ASSEMBLY BLACK L H S	10-50
822469	TONNEAU COVER ASSEMBLY WHITE L H S	10-50
822491	TONNEAU COV ASSY BLACK RHS(HEAD RESTRAINT TYP	10-50
822499	TONNEAU COV ASSY WHITE RHS(HEAD RESTRAINT TYP	10-50
822501	TONNEAU COVER ASSY BLACK L H S U S A	10-50
822509	TONNEAU COVER ASSY WHITE L H S USA	10-50
822558	COVER CONSOLE BRACKET	10-40
822559	WATER CURTAIN FRONT DOOR	10-37

PART NUMBER	DESCRIPTION	REF. NO.
822611	REAR TRIM BOARD	10-60
822613	REAR TRIM BOARD CHESTNUT	10-60
822617	REAR TRIM BOARD SHADOW BLUE	10-60
822671	CARPET ASSEMBLY REAR FLOOR BLACK	10-59
822691	BRACKET ASSY CONSOLE SUPPORT	10-40
823223	COVER HOOD LINKAGE FRONT L H	10-54
823224	COVER HOOD LINKAGE FRONT R H	10-54
823311	SUN VISOR PASSENGERS SIDE R H S	10-38
823321	SUN VISOR PASSENGERS SIDE L H S	10-38
823381	SUN VISOR DRIVERS SIDE	10-38
824540	VENEERED FACING ASSY (CAR SET) RHS (B A O R)	10-39
824560	VENEERED FACING ASSEMBLY LHS USA	10-39
824612	REAR IMPACT SHOCK ABSORBER ASSY L H	10-48
824613	REAR IMPACT SHOCK ABSORBER ASSY R H	10-48
824618	FRONT IMPACT SHOCK ABSORBER ASSY L H	10-46
824619	FRONT IMPACT SHOCK ABSORBER ASSY R H	10-46
824790	REINFORCEMENT UPPER REAR IMPACT L H	10-28
824791	REINFORCEMENT UPPER REAR IMPACT R H	10-28
824794	REINFORCEMENT LOWER REAR IMPACT L H	10-28
824794	REINFORCEMENT LOWER REAR IMPACT LH	10 48
824795	REINFORCEMENT LOWER REAR IMPACT R H	10-28
824795	REINFORCEMENT LOWER REAR IMPACT RH	10 48
903097	PANEL SILL OUTER L H	10-29
903098	PANEL SILL OUTER R H	10-29
903132	SEAT PAN REAR	10-28
903134	PANEL HEELBOARD	10-27
905654	PAD SOUND DEADENING REAR SEAT PAN	10-60
908269	BONNET TOP ASSEMBLY	10-31
908521	PANEL ASSEMBLY FACIA TOP	10-29
908900	PANEL MAIN FLOOR	10-27
908907	PANEL OUTER REAR WING	10-30
908908	PANEL OUTER REAR WING R H	10-30
908970	VALANCE ASSY REAR LOWER	10-28
908976	GLASS WINDSCREEN LAMINATED HIGH IMPACT INTERL	10-38
909029	WEATHER STRIP WINDSCREEN GLAZING	10-38
909328	GLASS WINDSCREEN LOUGHENED (ZEBRA ZONED)	10-38
909351	PANEL FRONT WHEELARCH OUTER L H	10-31
909352	PANEL FRONT WHEELARCH OUTER R H	10-31
909661	PANEL WHEELARCH OUTER L H	10-28
909662	PANEL WHEELARCH OUTER R H	10-28
909663	SIDE FRONT WING L H	10-31
909664	SIDE FRONT WING R H	10-31
909797	PANEL FRONT WHEELARCH INNER L H	10-31
909798	PANEL FRONT WHEELARCH INNER R H	10-31
910501	HEATER ASSY (PERMANENT MAGNET MOTOR)	10-42
910961	FACIA PANEL ASSY R H S	10-39
910962	FACIA PANEL ASSY L H S	10-39
911040	RUBBER BACKLIGHT	10-56
911081	SUPPORT ASSEMBLY OUTER VALANCE L H	10-33
911082	SUPPORT ASSEMBLY OUTER VALANCE R H	10-33
911101	HEADLAMP SURROUND ASSEMBLY L H	10-32
911102	HEADLAMP SURROUND ASSEMBLY R H	10-32
911106	CAPPING WINDSCREEN	10-51
911107	TUBE ASSEMBLY BONNET FRONT L H	10-31
911108	TUBE ASSEMBLY BONNET FRONT R H	10-31
911140	FRONT BUMPER ASSEMBLY	10-46

PART NUMBER	DESCRIPTION	REF. NO.
911149	HOOD FRAME ASSEMBLY	10-52
911150	REINFOR TUBE TRANSV&BRKT ASSY WH/ARCH TO BONN	10-31
911271	WINDOW REGULATOR ASSEMBLY L H	10-35
911272	WINDOW REGULATOR ASSEMBLY R H	10-35
911273	BASKET WIRE FRONT SEAT CUSHION L H	10-67
911274	BASKET WIRE FRONT SEAT CUSHION R H	10-67
911327	TRUNK LID ASSEMBLY	10-45
912846	MAIN FLOOR ASSEMBLY	10-27
912977	A POST&FRONT SILL REINFORCEMENT ASSY LHS LH	10-29
912978	A POST&FRONT SILL REINFORCEMENT ASSY LHS RH	10-29
912979	A POST&FRONT SILL REINFORCEMENT ASSY RHS LH	10-29
912980	A POST&FRONT SILL REINFORCEMENT ASSY RHS RH	10-29
913747	TORSION BAR L H	10-64
913748	TORSION BAR R H	10-64
913750	BRACKET SAFETY CATCH MOUNTING	10-64
913763	BONNET ASSEMBLY	10-31
913764	BONNET ASSEMBLY	10-31
913817	BODY SHELL PRIME FIN RHS(LESS DOOR BON FRONT	10-24
913818	BODY SHELL PRIME FIN LHS(LESS DOOR BON FRONT	10-24
913819	BODY SHELL PRIME FIN LHS USA ONLY(LESS DOORS	10-24
913831	BODY SHELL PRIME FIN RHS(COMP WITH DOORS BONN	10-24
913832	BODY SHELL PRIME FIN LHS(COMP WITH DOORS BONN	10-24
913833	BODY SHELL PRIME FIN LHS USA ONLY(COMP WITH D	10-24
914695	DOOR LOCK ASSEMBLY L H	10-35
914696	DOOR LOCK ASSEMBLY R H	10-35
914698	REAR BUMPER ASSEMBLY	10-47
915361	DOOR ASSEMBLY L H	10-34
915362	DOOR ASSEMBLY R H	10-34
915633	OUTSIDE DOOR HANDLE ASSEMBLY L H	10-35
915634	OUTSIDE DOOR HANDLE ASSEMBLY R H	10-35
916401	FRAME ASSEMBLY FRONT SEAT L H	10-64
916402	FRAME ASSEMBLY FRONT SEAT R H	10-64
917248	MOULDING W/SCREEN L H	10-38
917249	MOULDING W/SCREEN R H	10-38
917569	FRONT DOOR ASSY L H	10-34
917570	FRONT DOOR ASSY R H	10-34
917599	PAD ASSY SQUAB L H	10-65
917600	PAD ASSY CUSHION R H	10-65
917629	PAD ASSY CUSHION L H	10-67
917630	PAD ASSY CUSHION R H	10-67
917637	PAD SIDE & CENTRE CUSHION FRONT ROLL L H	10-67
917638	PAD SIDE & CENTRE CUSHION FRONT ROLL R H	10-67
917668	GLASS WINDSCREEN HIGH IMPACT INTERLAYER	10-38
918210	VENEERED FACINGS ASSY CAR SET L H S	10-39
918220	VENEERED FACINGS ASSY (CAR SET) LHS DUAL BRKS	10-39
918230	VENEERED FACINGS ASSY CAR SET R H S	10-39
918250	VENEERED FACINGS ASSY CAR SET L H S U S A	10-39
918501	FRONT SEAT WITH HEAD RESTRAINT BLACK L H	10-63
918503	FRONT SEAT WITH HEAD RESTRAINT CHESTNUT L H	10-63
918507	FRONT SEAT WITH HEAD RESTRAINT SHADOW BLUE LH	10-63
918511	FRONTSEAT ASSY L/CLOTH HEAD RESTRAINT BLK RH	10-63
918513	FRONTSEAT ASSY L/CLOTH HEAD RESTRAINT CHES RH	10-63
918517	FRONTSEAT ASSY L/CLOTH HEAD RESTRAINT S/BL RH	10-63
918561	FRONT SEAT ASSY BLACK L H	10-62
918563	FRONT SEAT ASSEMBLY CHESTNUT L H	10-62
918567	FRONT SEAT ASSEMBLY SHADOW BLUE L H	10-62

PART NUMBER	DESCRIPTION	REF. NO.
918571	FRONT SEAT ASSEMBLY BLACK R H	10-62
918573	FRONT SEAT ASSEMBLY CHESTNUT R H	10-62
918577	FRONT SEAT ASSEMBLY SHADOW BLUE R H	10-62
918621	CUSHION ASSEMBLY BLACK L H	10-67
918623	CUSHION ASSEMBLY CHESTNUT L H	10-67
918627	CUSHION ASSEMBLY SHADOW BLUE L H	10-67
918631	CUSHION ASSEMBLY BLACK R H	10-67
918633	CUSHION ASSEMBLY CHESTNUT R H	10-67
918637	CUSHION ASSEMBLY SHADOW BLUE R H	10-67
918681	FRAME & SQUAB ASSEMBLY BLACK L H	10-64
918683	FRAME & SQUAB ASSEMBLY CHESTNUT L H	10-64
918687	FRAME & SQUAB ASSEMBLY SHADOW BLUE L H	10-64
918691	FRAME & SQUAB ASSEMBLY BLACK R H	10-64
918693	FRAME & SQUAB ASSEMBLY CHESTNUT R H	10-64
918697	FRAME & SQUAB ASSEMBLY SHADOW BLUE R H	10-64
918741	HEAD RESTRAINT BLACK	10-66
918743	HEAD RESTRAINT CHESTNUT	10-66
918747	HEAD RESTRAINT SHADOW BLUE	10-66
918771	FRONT SEAT L/CLOTH WITH HEAD RESTRAINT BLA LH	10-63
918773	FRONT SEAT L/CLOTH WITH HEAD RESTRAINT CHE LH	10-63
918777	FRONT SEAT L/CLOTH WITH HEAD RESTRAINT S/B LH	10-63
918781	FRONT SEAT WITH HEAD RESTRAINT&SENSOR BLAC RH	10-63
918783	FRONT SEAT WITH HEAD RESTRAINT&SENSOR CHES RH	10-63
918787	FRONT SEAT WITH HEAD RESTRAINT&SENSOR N/TANRH	10-63
918831	CUSHION ASSY LEATHERCLOTH L H BLACK	10-67
918833	CUSHION ASSY LEATHERCLOTH L H CHESTNUT	10-67
918837	CUSHION ASSY LEATHERCLOTH L H SHADOW BLUE	10-67
918841	CUSHION ASSY (WITH SENSOR) BLACK R H	10-67
918843	CUSHION ASSY (WITH SENSOR) CHESTNUT R H	10-67
918847	CUSHION ASSY (WITH SENSOR) SHADOW BLUE R H	10-67
920050	REAR BUMPER ASSEMBLY	10-48
922160	HANDLE ASSEMBLY OUTSIDE DOOR L H	10-35
922161	HANDLE ASSY OUTSIDE DOOR R H	10-35
922463	FRONT SEAT WITH HEAD RESTRAINT NEW TAN L H	10-63
922473	FRONT SEAT ASSY L/CLOTH WITH HEAD RESTRAINT	10-63
922523	FRONT SEAT ASSEMBLY NEW TAN L H	10-62
922533	FRONT SEAT ASSEMBLY NEW TAN R H	10-62
922583	CUSHION ASSEMBLY NEW TAN L H	10-67
922593	CUSHION ASSEMBLY NEW TAN R H	10-67
922643	FRAME AND SQUAB ASSEMBLY NEW TAN L H	10-64
922653	FRAME AND SQUAB ASSEMBLY NEW TAN R H	10-64
922703	HEAD RESTRAINT NEW TAN	10-66
922733	FRONT SEAT L/CLOTH HEAD RESTRAINT NEW TAN LH	10-63
922743	FRONT SEAT WITH HEAD RESTRAINT&SENSOR N/TANRH	10-63
922793	CUSHION ASSEMBLY LEATHERCLOTH L H NEW TAN	10-67
922803	CUSHION ASSEMBLY (WITH SENSOR) NEW TAN R H	10-67
923896	SPOILER FRONT VALANCE	10-33
AHH 5301	BUSH BEARING	09-60
AHH 6504	TUBE DISTANCE PEDAL TO BRACKET	09-60
AKD 7759	PASSPORT TO SERVICE ENGLISH EUROPEAN	09-84
AUD 3308	SCREW NEEDLE	09-32
AUD 3310	GUIDE NEEDLE	09-32
AUD 580F	CARBURETTOR FRONT	09-31
AUD 580R	CARBURETTOR REAR	09-31
AUD 9095	NEEDLE AND SEAT ASSEMBLY	09-32
AUD 9254	LID FLOAT CHAMBER ASSY	09-32

918571 - AUD 9254



PART NUMBER	DESCRIPTION	REF. NO.
AUD 9257	LID FLOAT CHAMBER FRONT CARBURETTOR	09-32
BHA 4398	RIVET ROKUT	10-19
BL 0012	BALL	09-40
BL 0014	BALL 7/32 IN VALVE BODY	10-76
BL 0016	BALL	09-40
BL 0020	BALL 3/16	10-76
C 30505	CONE CHANGE SPEED LEVER	10-79
C 30623	NUT RETAINING GEAR LEVER KNOB	10-79
C 037430	THERMOSTATIC VACUUM SWITCH	09-82
CD 24152	WASHER CUP	10-60
CD 25672	PLUG HEELBOARD XMEMBER(5/8 HOLE) PAINT DRAINAG	10-72
CD 27769	PLUG RUBBER (3/8 HOLE) HEELBOARD PANEL	10-72
CUD 4103	DAMPER ASSY CAB	09-32
CZA 4263	WASHER FINISHER HEAD RESTRAINT	10-65
CZA 4500	FYELET HEAD RESTRAINT	10-65
CZA 4713	SPRING ROLLER	10-64
DP 0205	DOWEL FRONT END COVER TO CLUTCH HOUSING	09-38
DP 0410	DOWEL CLUTCH TO FLYWHEEL ATTACHMENT	09-23
DP 0411	DOWEL TOP COVER EXTENSION	09-37
DP 0414	DOWEL FLYWHEEL	09-07
DP 0514	DOWEL TRIMMING COVER ATTACHMENT	09-04
DP 0610	DOWEL 3/8 GEARBOX&REAR ENGINE PLATE ATTACHME	09-04
DP 0616	DOWEL 1 GEARBOX&REAR ENGINE PLATE ATTACHMENT	09-04
DS 0914	DOWEL IN THRUST PLUG	09-38
DS 1315	DOWEL SPRING TENSION ACTUATOR TO SHAFT	10-79
DS 1335	DOWEL	09-57
DS 1908	DOWEL SPRING TENSION COUNTERSHAFT LOCATING	09-41
DS 2512	DOWEL SPRING INLET MANIFOLD TO HEAD	09-27
DS 2516	DOWEL COUPLING TO GEAR LEVER SHAFT	09-42
FG 13074	FIX REMOVABLE TUBE TYPE	09-60
FZ 34044	RETAINER NUT PETROL TANK CASING BOARD	10-60
GAP 144	PAINT AEROSOL BLACK SATIN MATT	10-73
GAP 153	PAINT AEROSOL WHITE	10-73
GAP 161	PAINT AEROSOL SIENNA BROWN	10-73
GAP 167	PAINT AEROSOL DAMSON	10-73
GAP 276	PAINT AEROSOL SAFFRON	10-73
GAP 277	PAINT AEROSOL PIMENTO	10-73
GAP 278	PAINT AEROSOL SAPPHIRE BLUE	10-73
GAP 281	PAINT AEROSOL EMERALD GREEN	10-73
GAP 282	PAINT AEROSOL MALLARD	10-73
GAP 301	PAINT AEROSOL FRENCH BLUE	10-73
GAP 302	PAINT AEROSOL CARMINE	10-73
GAP 303	PAINT AEROSOL MAGENTA	10-73
GAP 304	PAINT AEROSOL MIMOSA	10-73
GBF 201	FLUID BRAKE & CLUTCH 8OZ TIN	09-83
GBF 202	FLUID BRAKE & CLUTCH 16 OZ TIN	09-83
GBF 203	FLUID BRAKE & CLUTCH 32 OZ TIN	09-83
GBH 202	HOSE ASSEMBLY	09-71
GBP 167	PAD LINING	09-70
GBS 544	BRAKE SHOE ASSEMBLY	09-70
GCS 105	CONTACT SET	10-05
GDC 123	CAP ASSEMBLY	10-05
GEG 373	GASKET CYLINDER HEAD	09-06
GEG 414	WASHER JOINT ROCKER COVER TO CYLINDER HEAD	09-06
GEG 517	WASHER JOINT BETWEEN SUMP&CYLINDER BLOCK	09-05
GEG 648	GASKET MANIFOLD	09-14

PART NUMBER	DESCRIPTION	REF. NO.
GEG 701	GASKET FRONT EXHAUST PIPE TO MANIFOLD	09-80
GEX 1439	FRONT EXHAUST PIPE ASSEMBLY	09-80
GEX 3372	REAR SILFNCER & PIPE ASSEMBLY	09-80
GEX 7329	GROMMET BRACKET TO AXLE MOUNTING PLATE	09-80
GEX 7330	GROMMET WASHER BRACKET TO AXLE	09-80
GFB 142	FAN BELT	09-09
GFB 151	FAN BELT	09-25
GFE 119	OIL FILTER ASSEMBLY (ALT TO 156581)	09-10
GFE 1037	ELEMENT AIR CLEANER	09-30
GFG 117	WASHER JOINT OIL SEAL	09-51
GFS 25	FUSE	10-13
GFS 35	FUSE	10-19
GFU 107	FLASHER UNIT	10-09
GHB 105	BEARING DIFF CASING TO HYPOID HOUSING	09-52
GHB 110	BEARING OUTER HUB	09-47
GHB 111	BEARING INNER HUB	09-47
GHB 117	BEARING BALL REAR HUB	09-51
GHS 111	SEAL OIL	09-51
GHS 146	SEAL OIL ASSY BETWEEN VERT LINK&INNER BEARING	09-47
GLB 207	BULB	10-16
GLB 254	BULB	10-16
GLB 380	BULB	10-14
GLB 382	BULB FLASHER	10-14
GLB 411	BULB 12V 45W/50W YELLOW	10-13
GLB 501	BULB	10-16
GLB 987	BULB IGNITION SWITCH ILLUMINATION	10-19
GLB 989	BULB SIDE	10-14
GLU 101	LIGHT UNIT	10-13
GLU 114	LIGHT UNIT	10-13
GLU 513	LIGHT UNIT	10-13
GMC 205	CLUTCH MASTER CYLINDER ASSEMBLY	09-65
GRA 110	ROTOR ASSEMBLY	10-05
GRB 207	BEARING CLUTCH THROW OUT	09-38
GRC 114	CAP FILLER ASSEMBLY (13LB PRESSURE)	09-82
GRH 260	HOSE TOP RADIATOR TO WATER ELBOW	09-82
GRH 265	HOSE BOTTOM RADIATOR TO WATER PUMP	09-82
GSB 102	BRUSH SET	10-07
GSC 104	CONDENSER PACKAGE	10-05
GTG 103	GASKET WATER ELBOW TO WATER PUMP	09-09
GTS 104	THERMOSTAT UNIT (82 DEG C OPENING)	09-25
GTS 106	THERMOSTAT UNIT (88 DEG C OPENING)	09-09
GTU 144	TOUCH UP PAINT MATT BLACK	10-73
GTU 153	TOUCH IN PAINT DETAILS WHITE	10-73
GTU 161	TOUCH IN PAINT DETAILS SIENNA BROWN	10-73
GTU 167	TOUCH IN PAINT DETAILS DAMSON	10-73
GTU 276	TOUCH IN PAINT DETAILS SAFFRON	10-73
GTU 277	TOUCH IN PAINT DETAILS PIMENTO	10-73
GTU 278	TOUCH IN PAINT DETAILS SAPPHIRE BLUE	10-73
GTU 281	TOUCH IN PAINT DETAILS EMERALD GREEN	10-73
GTU 282	TOUCH IN PAINT DETAILS MALLARD	10-73
GTU 301	TOUCH IN PAINT DETAILS FRENCH BLUE	10-73
GTU 302	TOUCH IN PAINT DETAILS CARMINE	10-73
GTU 303	TOUCH IN PAINT DETAILS MAGENTA	10-73
GTU 304	TOUCH IN PAINT DETAILS MIMOSA	10-73
GUJ 106	UNIT PACKAGE	09-57
GWC 1202	REAR WHEEL CYLINDER ASSEMBLY 5/8 DIA	09-70

PART NUMBER	DESCRIPTION	REF. NO.
KW 0316	KEW WOODRUFF SECURING CAM	10-76
N 9Y	PLUG SPARKING	10-04
NKC 0009	ANNULUS	10-81
NKC 0010	BRAKE RING	10-80
NKC 0011	WASHER PRESSURE FILTER	10-80
NKC 0012	CLUTCH SPRING KIT	10-81
NKC 0013	DASHPOT PLUG KIT	10-83
NKC 0014	DASHPOT SLEEVE KIT	10-83
NKC 0015	DASHPOT PISTON KIT	10-83
NKC 0016	FREEWHEEL INNER	10-81
NKC 0017	FREEWHEEL KIT	10-81
NKC 0018	MAIN CASE KIT	10-80
NKC 0020	OIL THROWER	10-81
NKC 0021	PISTON OPERATING KIT	10-80
NKC 0022	PLANET CARRIER KIT	10-81
NKC 0023	FILTER PRESSURE	10-80
NKC 0024	PLUG PRESSURE FILTER	10-80
NKC 0025	PUMP BODY KIT	10-83
NKC 0026	PLUG KIT PUMP	10-83
NKC 0028	PLUNGER KIT PUMP	10-83
NKC 0029	NON RETURN VALVE KIT	10-83
NKC 0030	RELIEF VALVE BODY KIT	10-83
NKC 0031	PISTON KIT RELIEF VALVE	10-83
NKC 0038	REAR CASE	10-82
NKC 0039	OIL SEAL REAR CASE	10-82
NKC 0040	SLIDING MEMBER	10-81
NKC 0041	VALVE SOLENOID	10-80
NKC 0042	SPEEDO BEARING KIT	10-82
NKC 0043	CONNECTOR SPEEDO	10-82
NKC 0045	GEAR SPEEDO DRIVING	10-82
NKC 0049	GEAR PINION SPEEDO	10-82
NKC 0053	FILTER SUCTION	10-80
NKC 0055	SUNWHEEL	10-81
NKC 0057	STUD SET MAIN CASE ADAPTOR	10-80
NKC 0058	STUD SET MAIN CASE REAR	10-80
NKC 0059	STUD SET MAIN CASE REAR	10-80
NKC 0062	THRUST BEARING HOUSING KIT	10-81
NKC 0063	THRUST BEARING	10-81
NKC 0064	SETSCREW	10-80
NKC 0066	NAMEPLATE (LILAC)	10-80
NKC 0067	EARTH WIRE (SOLENOID)	10-80
NKC 0069	NUT	10-80
NKC 0070	SPRING WASHER	10-80
NKC 0076	SUMP GASKET	10-80
NKC 0361	RIVET WHEELARCH	10-72
RKC 0293	CYLINDER BLOCK ASSEMBLY	09-04
RKC 0918	CRANKSHAFT	09-07
RKC 0959	MAIN HARNESS LHS USA	10-21
RTC 0468	SPRING THROTTLE RETURN	09-18
RTC 0469	STARTER ASSEMBLY	09-18
RTC 0470	SCREW THROTTLE STOP	09-18
RTC 0471	LOCKNUT	09-18
RTC 0472	VALVE BY-PASS ASSEMBLY	09-18
RTC 0473	NEEDLE SEATING ASSEMBLY WITH ALTER	09-18
RTC 0490	THROTTLE LEVER	09-19
RTC 0540	CONVERTER MASK HEADLAMP	10-13

PART NUMBER	DESCRIPTION	REF. NO.
RTC 0553	STUD SET FOR OVERDRIVE	10-80
RTC 0709	COIL & LEAD KIT	10-04
RTC 0768	VENTILATION LEVER	09-19
RTC 0769	LINER	09-19
RTC 0770	SCREW T&ROTILE STOP	09-19
RTC 0771	SPRING	09-19
RTC 1006	BASE AND RETAINER INTERIOR MIRROR	10 38
RTC 1174	LENS REVERSE LAMP	10-15
RTC 1175	GASKET REAR LAMP CLUSTER SEATING	10-15
RTC 1176	LENS FLASHER REAR AMBER	10-15
RTC 1177	LENS STOP TAIL LAMP	10-15
SP 9183	RIVET ANCHOR PLATE TO TIMING COVER	09-08
TKC 0178	STOP/TAIL FLASH REFLEX&REVERSE LAMP RH	10-15
TKC 0220	REAR AXLE HOUSING ASSY	09-52
TKC 0284	E G R VALVE	09-13
TKC 0394	STOP/TAIL FLASHER REFLEX&REVERSE LAMP L H	10-15
TKC 0419	DISTRIBUTOR ASSEMBLY	10-04
TKC 0430	PLATE DRIVEN CLUTCH	09-35
TKC 0479	REAR ROAD SPRING ASSY(MAIN&SECONDARY BLADES)	09-55
TKC 0484	PLATFORM REAR ENGINE MTG	09-44
TKC 0533	MAINSHAFT	09-40
TKC 0580	FRAME EXTENSION ASSY R H	09-45
TKC 0581	FRAME EXTENSION ASSY L H	09-45
TKC 0734	CONTROL BOX INTERLOCK SEAT BELT	10-19
TKC 0770	PROPELLOR SHAFT ASSEMBLY	09-57
TKC 0899	MAINSHAFT (J TYPE OVERDRIVE)	09-40
TKC 0923	MAINSHAFT (OVERDRIVE)	09-40
TKC 0924	BOTTOM HOSE & VACUUM SWITCH ASSEMBLY	09-82
TKC 0944	BODY HARNESS (SINGLE LEVEL)	10-21
TKC 1112	IGNITION SWITCH	10-09
TKC 1186	FLYWHEEL ASSEMBLY	09 07
TKC 1840	FLYWHEEL ASSEMBLY	09-07
TL 0011	SLEEVE TUBING PIPE TO ADAPTOR GASKET CARB	09-14
UKC 0565	SHORT ENGINE (1300CC)	09-20
UKC 0568	SHORT ENGINE	09-04
UKC 0673	BRACKET ASSY STARTER WITH CLIP	09-19
UKC 0697	STUB AXLE	09-47
UKC 0706	SLEEVE 1ST SPEED SELECTOR SHAFT	09-39
UKC 0722	CLIP SPEEDO	10-82
UKC 0725	SHIELD PINION. NUT	09-53
UKC 0731	APPROVAL LABEL	10-72
UKC 0764	PINION FLANGE&STONE GUARD SUB ASSEMBLY	09-53
UKC 0769	WASHER THRUST	09-40
UKC 0856	BODY HARNESS (DUAL LEVEL)	10-21
UKC 0894	STRAP STEERING LOCK RETAINING	09-58
UKC 0913	SPARKING PLUG N 12 Y	10-04
UKC 0930	SWITCH OVERDRIVE INHIBITOR	10-19
UKC 0933	BUSH FLANGED 2ND SPEED GEAR	09-40
UKC 0934	THRUST WASHER (.198 / .200 )	09-40
UKC 0935	THRUST WASHER (.201 / .203 )	09-40
UKC 0936	THRUST WASHER (.204 / .206 )	09-40
UKC 0937	THRUST WASHER (.207 / .209 )	09-40
UKC 0946	EMISSION CONTROL SETTINGS LABEL	10-29
UKC 0959	GEARBOX ASSY LESS TOP COV EXTEN&H/LEVER(J TYP	09-37
UKC 1110	OIL SEAL (HELIX TYPE	01-08
UKC 1157	LEAD EXTENSION REVERSE LAMP (ITALY)	10-79

PART NUMBER	DESCRIPTION	REF. NO.
UKC 1180	LABEL EMISSION CONTROL SETTINGS (CANADA)	10-29
UKC 1276	BRAKE PEDAL ASSY	09-64
UKC 1281	REAR AXLE CENTRE ASSY	09-51
UKC 1310	BALL JOINT UPPER WISHBONE	09-47
UKC 1332	SURGE PROTECTION DEVICE ALTERNATOR	10-06
UKC 1335	VACUUM CONTROL	10-05
UKC 1336	PIN COUPLING	10-05
UKC 1360	LEAD BATTERY POSITIVE TO SOLENOID	10-20
UKC 1361	LEAD BATTERY NEGATIVE TO EARTH (L H S)	10-20
UKC 1363	LEAD SOLENOID TO STARTER	10-21
UKC 1370	ACCELERATOR PEADL&MOUNTING BRACKET ASSY	09-60
UKC 1413	NUT	09-13
UKC 1426	CYL HEAD ASSY(ANTI-POLLUTION)C/W VALV&SPRINGS	09-06
UKC 1427	CYL HEAD ASSY(1300 H C) C/W VALVES&SPRINGS	09-22
UKC 1428	CYL HEAD ASSY(1300 L C) CGMP WITH VALV&SPRING	09-22
UKC 1450	GEAR 2ND SPEED	09-40
UKC 1489	BODY HARNESS	10-21
UKC 1577	REAR AXLE CENTRE ASSY RECONDITIONED UNIT	09-51
UKC 1590	CLIP RETAINING MASTER LIGHT SWITCH	10-18
UKC 1591	SWITCH MASTER LIGHT (OFF SIDE HEAD)	10-18
UKC 1655	COVER ALTERNATOR	10-06
UKC 1656	REGULATOR ALTERNATOR	10-06
UKC 1657	RECTIFIER ALTERNATOR	10-06
UKC 1658	BRACKET SLIP RING & ALTERNATOR	10-06
UKC 1659	STATOR ALTERNATOR	10-06
UKC 1666	BRACKET DRIVING END ALTERNATOR	10-06
UKC 1675	RIM ASSEMBLY SIDE AND FLASHER LAMP	10-14
UKC 1676	LENS ASSEMBLY SIDE AND FLASHER LAMP	10-14
UKC 1764	PETROL PIPE ASSEMBLY	09-76
UKC 1788	RELAY LEVER SUB ASSY	09-68
UKC 1813	PIPE ASSEMBLY E G R VALVE TO INLET MANIFOLD	09-13
UKC 1846	BANJO BOLT	09-13
UKC 1905	SLEEVE STRAIGHT	09-12
UKC 1908	SWITCH REVERSE LIGHT	10-19
UKC 1910	BRACKET EXHAUST TAIL PIPE SUPPORT	09-81
UKC 1925	BRKT MOUNTING FUEL TRAP	09-12
UKC 1937	DOWEL CLUTCH TO FLYWHEEL	09 07
UKC 1938	DOWEL CLUTCH TO FLYWHEEL	09 07
UKC 2064	CHOKE INNER & KNOB ASSEMBLY (PROCTOR)	10-18
UKC 2109	PIPE VACUUM	09-12
UKC 2110	PIPE VACUUM	09-12
UKC 2130	T PIECE	09-12
UKC 2184	LEAD LOUDSPEAKER	10-22
UKC 2211	CAPACITOR SUPPRESSION COIL	10-22
UKC 2212	CAPACITOR SUPPRESSION ALTERNATOR	10-22
UKC 2284	WASHER	09-14
UKC 2598	BOLT CONNECTING ROD	09 07
UKC 2613	VACUUM PIPE	09 12
UKC 2614	VACUUM PIPE T JUNCTION TO CARBURETTOR	09 12
UKC 2616	VACUUM PIPE	09 12
UKC 2673	CHOKE INNER & KNOB ASSY (S J CLARK)	10-18
UKC 27191	STEER COL LOCK&IGNIT SWITCH(OUT BUZZ CONT WAS	09-58
UKC 27193	STEER COL LOCK&IGNIT SWITCH(OUT BUZZ CON)WILM	09-58
UKC 27201	STEER COL LOCK&IGNIT SWITCH(WITH BUZZ CONT)	09-58
UKC 27202	STEER COL LOCK&IGNIT SWITCH(WITH BUZZ CONT)	09-58
UKC 2781	H T LEAD-COIL TO DISTRIBUTOR	10-04

PART NUMBER	DESCRIPTION	REF. NO.
UKC 2782	H T LEAD NO 1 AND 3	10-04
UKC 2783	H T LEAD NO 2	10-04
UKC 2784	H T LEAD NO 4	10-04
UKC 3193	LABEL EMISSION CONTROL SETTING	10-29
UKC 3208	LABEL EMISSION CONTROL SETTING	10-29
UKC 3793	CLIP VENT PIPE PETROL TANK	09 76
UKC 3795	CLIP PIPE	09-31
WKC 1145	REAR BUMPER ASSEMBLY	10-48
XKC 0533	AERIAL	10-30
YKC 0288	BOARD MOUNTING LOUDSPEAKER	10-40
YKC 0541	LOUDSPEAKER	10-40
YKC 0686	MIRROR ASSEMBLY DRIVERS EXTERIOR	10-34
YKC 0688	DRUM ASSY MIRROR	10-34
YKC 0689	WASHER SEATING EXTERIOR MIRROR	10-34
YKC 0930	SWITCH IGNITION WARNING (DOUBLE BLADE)	10-19
YKC 0933	SWITCH IGNITION WARNING (DOUBLE BLADE)	10-19
ZKC 0036	SETSCREW CROSS RECESSED DOOR LOCK ATTACHMENT	10-35
ZKC 0037	SETSCREW LONGLOK CROSS RECESSED STRIKER A POS	10-35
ZKC 0038	SETSCREW CROSS RECESSED DOOR STRIKER A POST	10-35
ZKC 0191	PLUG BLANKING FLOOR	10-72
ZKC 0350	LABEL WINDSCREEN	10-38
ZKC 0412	BEZEL AND GRILLE	10-40
ZKC 0511	DRIVE FASTENER	10-48
ZKC 0517	BRACKET LOUDSPEAKER BOARD	10-40
ZKC 0533	LEAD AERIAL JUMPER	10-22
ZKC 0751	BUTTON BLACK	10 61
ZKC 0759	BUTTON WHIE	10 61
ZKC 0864	BRACKET REAR IMPACT SHOCK ABSORBER	10-48
ZKC 0867	CLIP SUPPDRT	10-46
ZKC 1256	BRACKET SPACER UNDER HORN MOUNTING BRACKET LH	09 45
ZKC 1257	BRACKET SPACER UNDER HORN MOUNTING BRACKET RH	09 45
12H 4295	ANTI-RUN-ON VALVE	09-78
13H 7428	CLIP DOUBLE NYLON HYDRAULIC PIPES	09 71
21H 5478	CASING DIFFERENTIAL	09-52
21H 5479	BOLT CROWN WHEEL TO DIFFERENTIAL CASING	09-52
21H 5967	HOSE REAR BRAKE	09-74
60 937609	CLIP ASSEMBLY R C HANDLE LINKAGE	10-35
90 364480	CLIP ANTI-RATTLE	10-35
90 559061	SWITCH LOCK ILLUMINATION (SINGLE BLADE)	10-19

UKC 2782 - 90 559061